

# Beta

## C45PRO

# 2.0



**THE MODULAR WORKSHOP EQUIPMENT**  
**WITH 61,5<sub>cm</sub> DEEP WORKTOP**

**Promotion valid until 28.02.2026**

# Beta

## C45PRO 2.0

### TAILOR YOUR WORK ENVIRONMENT TO SUIT YOUR NEEDS.

Make your workshop or garage look different.

Choose from the preassembled solutions or create your workstation from scratch.

The modular workshop equipment, **C45PRO 2.0**, allows you to create your own work environment according to both the amount of space you have available and your usage requirements.



Adjustable feet



Aluminium handle



Tidy and practical

This **simple, flexible** range based on predetermined combinations, can be **expanded** or **changed** in time.

Alternatively, you can **fully customize your workstation**, starting with the worktops - available in **stainless steel** coated MDF or **multi-ply wood** - and supplementing them with the numerous parts and accessories you can choose from.

We are proud to introduce the **2.0 version** of our successful range, **C45PRO**.

**61,5cm**

Based on the **new 61,5-cm-deep worktop**, this range stands out as even more convenient and professional, with a view to increasingly meeting the most demanding professionals' requirements.



## THE MODULAR WORKSHOP EQUIPMENT, C45PRO 2.0

allows you to create your own work environment according to both the amount of space you have available and your usage requirements.



# C45PRO 2.0 **D**

Combination comprising:

2000 mm  
645 mm  
3718+3038 mm



- 1 fixed module with 7 drawers (C45PRO 2.0 M7)
- 1 mobile roller cab with 7 drawers (C45PRO 2.0 C7)
- 1 fixed service module (C45PRO 2.0 MS)
- 1 fixed module with 5 drawers (C45PRO 2.0 M5)
- 1 fixed two-door module (C45PRO 2.0 MA)
- 5 perforated tool panels (C45PRO 2.0 PF)
- 5 wall-mounted cabinets (C45PRO 2.0 PM)
- 7 wall brackets, wide type (C45PRO 2.0 SL)
- 2 wall brackets, narrow type (C45PRO 2.0 SS)
- 2 single-door cabinets (C45PRO 2.0 AS1)



## C45PRO 2.0 DX

045002031

- 1 stainless steel coated MDF worktop, dimensions 2,040x615 mm (C45PRO 2.0 PXE/3-2.0MT)
- 1 stainless steel coated MDF worktop, dimensions 1,360x615 mm (C45PRO 2.0 PXE/2-1.3MT)
- 1 self-supporting complete corner with stainless steel coated MDF worktop (C45PRO 2.0 CORNER/X)

~~£9.840,00~~  
**£5.040,00**



640 kg

## C45PRO 2.0 DW

045002032

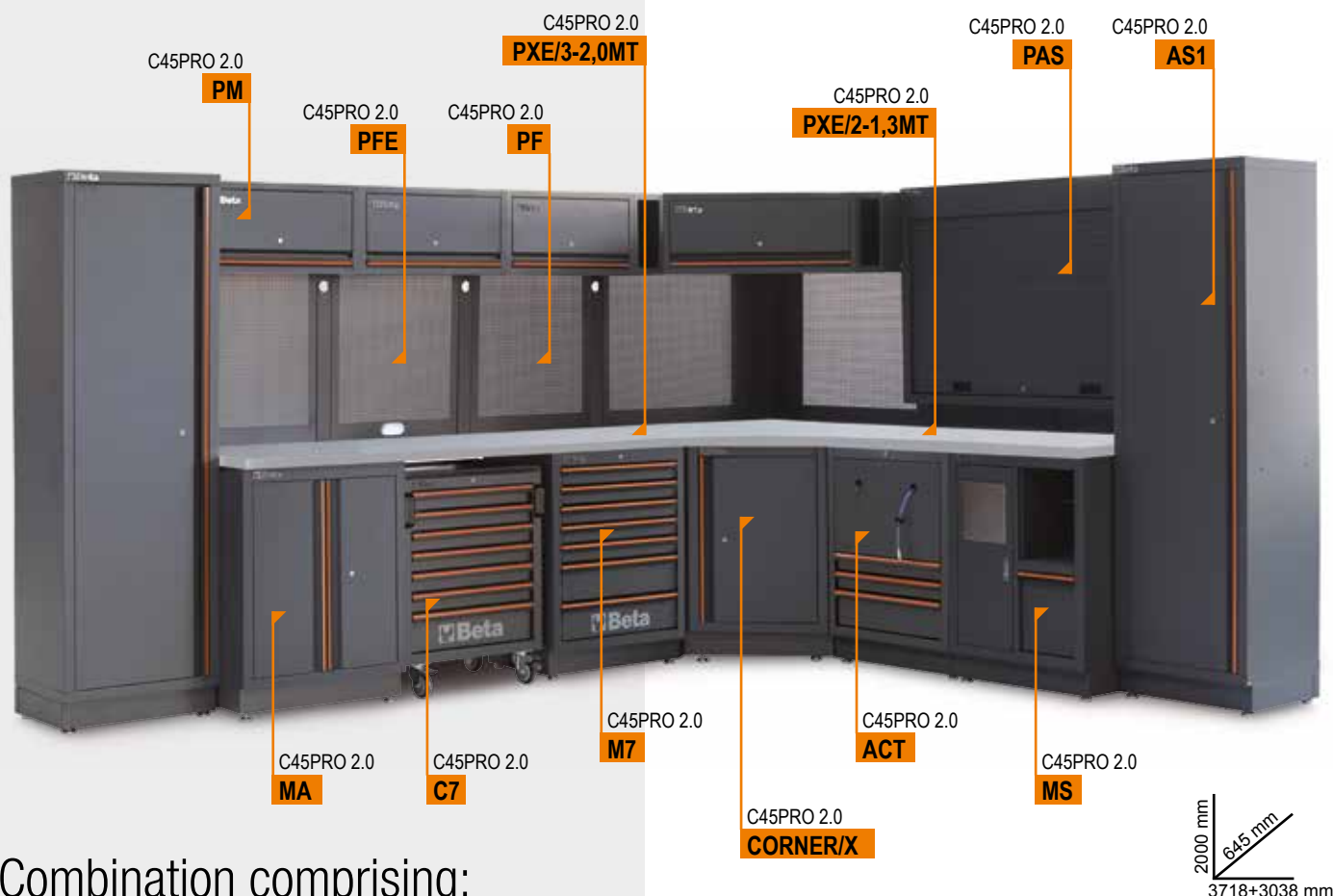
- 1 multi-ply wood worktop, dimensions 2,040x615 mm (C45PRO 2.0 PWE/3-2.0MT)
- 1 multi-ply wood worktop, dimensions 1,360x615 mm (C45PRO 2.0 PWE/2-1.3MT)
- 1 self-supporting complete corner with multi-ply wood worktop (C45PRO 2.0 CORNER/W)

~~£9.580,00~~  
**£5.040,00**



606 kg

# C45PRO 2.0 F



Combination comprising:

- 1 fixed two-door module (C45PRO 2.0 MA)
- 1 mobile roller cab with 7 drawers (C45PRO 2.0 C7)
- 1 fixed module with 7 drawers (C45PRO 2.0 M7)
- 1 fixed service module **with 2 built-in reels** (C45PRO 2.0 ACT)
- 1 fixed service module (C45PRO 2.0 MS)
- 2 perforated tool panels (C45PRO 2.0 PF)
- 1 perforated tool panel, can be fitted with a power socket (not included) (C45PRO 2.0 PFE)
- 3 wall-mounted cabinets (C45PRO 2.0 PM)
- 1 tool wall system with aluminium shutter (C45PRO 2.0 PAS)
- 6 wall brackets, wide type (C45PRO 2.0 SL)
- 4 wall brackets, narrow type (C45PRO 2.0 SS)
- 2 single-door cabinets (C45PRO 2.0 AS1)

## INCLUDED



1900S 8x10



1844 15-H05

## C45PRO 2.0 FX

045002035

~~£10.380,00~~  
**£5.414,00**

- 1 stainless steel coated MDF worktop, dimensions 2,040x615 mm (C45PRO 2.0 PXE/3-2,0MT)
- 1 stainless steel coated MDF worktop, dimensions 1,360x615 mm (C45PRO 2.0 PXE/2-1,3MT)
- 1 self-supporting complete corner with stainless steel coated MDF worktop (C45PRO 2.0 CORNER/X)



658 kg

## C45PRO 2.0 FW

045002045

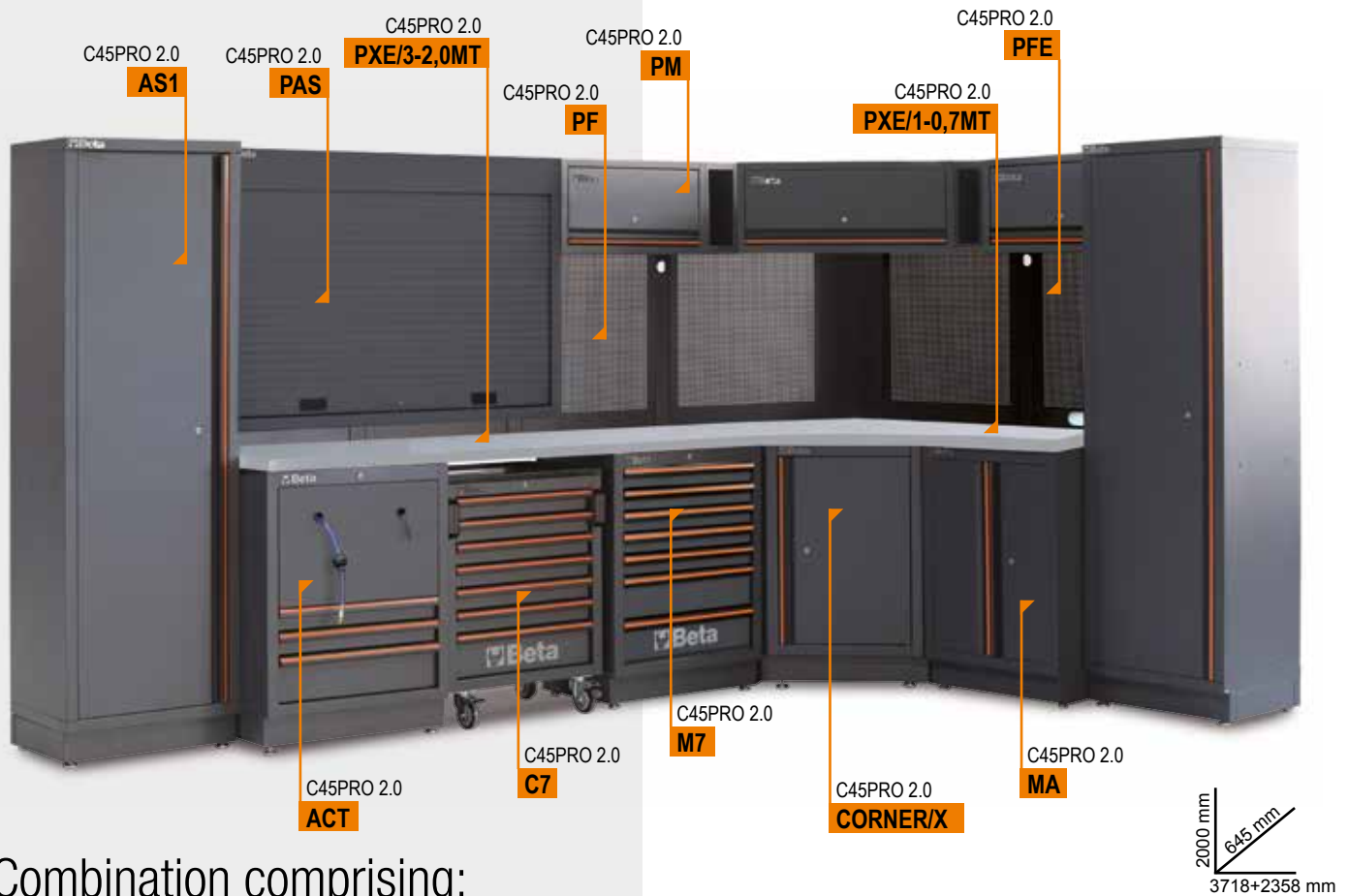
~~£10.130,00~~  
**£5.414,00**

- 1 multi-ply wood worktop, dimensions 2,040x615 mm (C45PRO 2.0 PWE/3-2,0MT)
- 1 multi-ply wood worktop, dimensions 1,360x615 mm (C45PRO 2.0 PWE/2-1,3MT)
- 1 self-supporting complete corner with multi-ply wood worktop (C45PRO 2.0 CORNER/W)



625 kg

# C45PRO 2.0 G



Combination comprising:

- 1 fixed module **with 2 built-in reels** (C45PRO 2.0 ACT)
- 1 mobile roller cab with 7 drawers (C45PRO 2.0 C7)
- 1 fixed module with 7 drawers (C45PRO 2.0 M7)
- 1 fixed two-door module (C45PRO 2.0 MA)
- 1 perforated tool panel (C45PRO 2.0 PF)
- 1 perforated tool panel, can be fitted with a power socket (not included) (C45PRO 2.0 PFE)
- 2 wall-mounted cabinets (C45PRO 2.0 PM)
- 1 tool wall system with aluminium shutter (C45PRO 2.0 PAS)
- 5 wall brackets, wide type (C45PRO 2.0 SL)
- 4 wall brackets, narrow type (C45PRO 2.0 SS)
- 2 single-door cabinets (C45PRO 2.0 AS1)

## INCLUDED



1900S 8x10




1844 15-H05

## C45PRO 2.0 GX

045002036

~~£9.310,00~~  
**£4.853,00**

- 1 stainless steel coated MDF worktop, dimensions 2,040x615 mm (C45PRO 2.0 PXE/3-2.0MT)
- 1 stainless steel coated MDF worktop, dimensions 680x615 mm (C45PRO 2.0 PXE/1-0.7MT)
- 1 self-supporting complete corner with stainless steel coated MDF worktop (C45PRO 2.0 CORNER/X)



554 kg

## C45PRO 2.0 GW

045002037

~~£9.060,00~~  
**£4.853,00**


- 1 multi-ply wood worktop, dimensions 2,040x615 mm (C45PRO 2.0 PWE/3-2.0MT)
- 1 multi-ply wood worktop, dimensions 680x615 mm (C45PRO 2.0 PWE/1-0.7MT)
- 1 self-supporting complete corner with multi-ply wood worktop (C45PRO 2.0 CORNER/W)



551 kg



# C45PRO 2.0



## Combination comprising:

- Fixed module with 7 drawers (C45PRO 2.0 M7)
- Mobile roller cab with 7 drawers (C45PRO 2.0 C7)
- Fixed service module (C45PRO 2.0 MS)
- 3 perforated tool panels (C45PRO 2.0 PF)
- 3 wall-mounted cabinets (C45PRO 2.0 PM)
- 3 wall brackets, wide type (C45PRO 2.0 SL)
- 1 wall bracket, narrow type (C45PRO 2.0 SS)
- Two-door cabinet (C45PRO 2.0 AS2)

### C45PRO 2.0 X

045002001



334 kg

- Stainless steel coated MDF worktop, dimensions 2,040x615 mm (C45PRO 2.0 PXE/3-2,0MT)

~~£4.900,00~~  
**£2.609,00**

### C45PRO 2.0 W

045002002



318 kg

- Multi-ply wood worktop, dimensions 2,040x615 mm (C45PRO 2.0 PWE/3-2,0MT)

~~£4.800,00~~  
**£2.609,00**



# C45PRO 2.0 H



Combination comprising:

- 1 fixed module **with 2 built-in reels** (C45PRO 2.0 ACT)
- 1 mobile roller cab with 7 drawers (C45PRO 2.0 C7)
- 1 fixed module with 4 drawers (C45PRO 2.0 M4)
- 3 wall-mounted cabinets (C45PRO 2.0 PM)
- 3 perforated tool panels (C45PRO 2.0 PF)
- 3 wall brackets, wide type (C45PRO 2.0 SL)
- 1 wall bracket, narrow type (C45PRO 2.0 SS)
- 1 two-door cabinet (C45PRO 2.0 AS2)

## INCLUDED



1900S 8x10




1844 15-H05

## C45PRO 2.0 HX

045002038

~~£5.250,00~~  
**£2.796,00**



333 kg

- 1 stainless steel coated MDF worktop, dimensions 2,040x615 mm (C45PRO 2.0 PXE/3-2.0MT)

## C45PRO 2.0 HW

045002039

~~£5.160,00~~  
**£2.796,00**



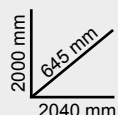
318 kg

- 1 multi-ply wood worktop, dimensions 2,040x615 mm (C45PRO 2.0 PWE/3-2.0MT)

## C45PRO 2.0 **A**


Combination comprising:

- Fixed service module (C45PRO 2.0 MS)
- Fixed module with 7 drawers (C45PRO 2.0 M7)
- Fixed two-door module (C45PRO 2.0 MA)
- 3 wall-mounted cabinets (C45PRO 2.0 PM)
- 3 perforated tool panels (C45PRO 2.0 PF)
- 2 wall brackets, wide type (C45PRO 2.0 SL)
- 2 wall brackets, narrow type (C45PRO 2.0 SS)



### C45PRO 2.0 **AX**

045002003



234,5 kg

~~£3.430,00~~  
**£1.767,00**

- Stainless steel coated MDF worktop, dimensions 2,040x615 mm (C45PRO 2.0 PXE/3-2.0MT)

### C45PRO 2.0 **AW**

045002004



219 kg

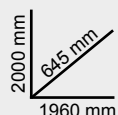
~~£3.340,00~~  
**£1.767,00**

- Multi-ply wood worktop, dimensions 2,040x615 mm (C45PRO 2.0 PWE/3-2.0MT)

## C45PRO 2.0 **B**

Combination comprising:

- Fixed module with 5 drawers (C45PRO 2.0 M5)
- Fixed two-door module (C45PRO 2.0 MA)
- 2 wall-mounted cabinets (C45PRO 2.0 PM)
- 2 perforated tool panels (C45PRO 2.0 PF)
- 2 wall brackets, wide type (C45PRO 2.0 SL)
- 1 wall bracket, narrow type (C45PRO 2.0 SS)
- Single-door cabinet (C45PRO 2.0 AS1)



### C45PRO 2.0 **BX**

045002021



206 kg

~~£3.080,00~~  
**£1.580,00**

- Stainless steel coated MDF worktop, dimensions 1,360x615 mm (C45PRO 2.0 PXE/2-1.3MT)

### C45PRO 2.0 **BW**

045002022



196 kg

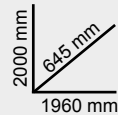
~~£2.980,00~~  
**£1.580,00**

- Multi-ply wood worktop, dimensions 1,360x615 mm (C45PRO 2.0 PWE/2-1.3MT)

## C45PRO 2.0 C


Combination comprising:

- Fixed service module (C45PRO 2.0 MS)
- Fixed module with 7 drawers (C45PRO 2.0 M7)
- 2 wall-mounted cabinets (C45PRO 2.0 PM)
- 2 perforated tool panels (C45PRO 2.0 PF)
- 2 wall brackets, wide type (C45PRO 2.0 SL)
- 1 wall bracket, narrow type (C45PRO 2.0 SS)
- Single-door cabinet (C45PRO 2.0 AS1)



### C45PRO 2.0 CX

045002023



225 kg

~~£3.290,00~~  
**£1.730,00**

- Stainless steel coated MDF worktop, dimensions 1,360x615 mm (C45PRO 2.0 PXE/2-1.3MT)

### C45PRO 2.0 CW

045002024



215 kg

~~£3.190,00~~  
**£1.730,00**

- Multi-ply wood worktop, dimensions 1,360x615 mm (C45PRO 2.0 PWE/2-1.3MT)

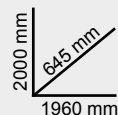
## C45PRO 2.0 E

Combination comprising:

- 2 perforated tool panels (C45PRO 2.0 PF)
- 2 wall-mounted cabinets (C45PRO 2.0 PM)
- 2 wall brackets, wide type (C45PRO 2.0 SL)
- 1 wall bracket, narrow type (C45PRO 2.0 SS)
- 1 single-door cabinet (C45PRO 2.0 AS1)

Fixed module with 7 drawers

- 1 drawer 1,248x406 mm
- 6 drawers 782x406 mm
- 5 drawers 65 mm high
- 1 drawer 145 mm high
- 1 storage compartment with intermediate shelf and door



### C45PRO 2.0 EX

045002033



203 kg

~~£3.270,00~~  
**£1.702,00**

- Fixed module with 7 drawers and stainless steel coated MDF worktop, dimensions 1,360x615 mm (C45PRO 2.0 M7A/X)

### C45PRO 2.0 EW

045002034



193 kg

~~£3.170,00~~  
**£1.702,00**

- Fixed module with 7 drawers and multi-ply wood worktop, dimensions 1,360x615 mm (C45PRO 2.0 M7A/W)

## C45PRO 2.0 BP-1,3

Workbenches combination comprising:

- Fixed module with 7 drawers (C45PRO 2.0 M7)
- Fixed module with 5 drawers (C45PRO 2.0 M5)
- 2 perforated tool panels (C45PRO 2.0 PF)
- 1 wall bracket, wide type (C45PRO 2.0 SL)
- 2 wall brackets, narrow type (C45PRO 2.0 SS)



### C45PRO 2.0 BPX-1,3

045002041

- Stainless steel coated MDF worktop, dimensions 1,360x615 mm (C45PRO 2.0 PXE/2-1.3MT)

~~£2.250,00~~  
**£1.150,00**

155 kg

### C45PRO 2.0 BPW-1,3

045002051

- Multi-ply wood worktop, dimensions 1,360x615 mm (C45PRO 2.0 PWE/2-1.3MT)

~~£2.160,00~~  
**£1.150,00**

145 kg

## C45PRO 2.0 BP-2,0

Workbenches combination comprising:

- Fixed module with 7 drawers (C45PRO 2.0 M7)
- Fixed module with 5 drawers (C45PRO 2.0 M5)
- 3 perforated tool panels (C45PRO 2.0 PF)
- 2 wall brackets, wide type (C45PRO 2.0 SL)
- 2 wall brackets, narrow type (C45PRO 2.0 SS)



### C45PRO 2.0 BPX-2,0

045002042

- Stainless steel coated MDF worktop, dimensions 2,040x615 mm (C45PRO 2.0 PXE/3-2.0MT)

~~£2.560,00~~  
**£1.300,00**

181 kg

### C45PRO 2.0 BPW-2,0

045002052

- Multi-ply wood worktop, dimensions 2,040x615 mm (C45PRO 2.0 PWE/3-2.0MT)

~~£2.460,00~~  
**£1.300,00**

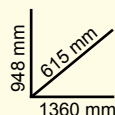
165 kg

## C45PRO 2.0 BL

**NEW**

### Workbench

- Sheet metal framework
- With vertically adjustable feet
- Can accommodate a vice (1599P/150, to be ordered separately)
- To be used only as an addition to a workshop equipment combination, not as a stand-alone element



### C45PRO 2.0 BLX

045002156

- Worktop (1,360x615 mm) made from stainless steel coated MDF (C45PRO 2.0 PXE/2-1,3MT)

~~£710,00~~  
**£401,00**

### C45PRO 2.0 BLW

045002157

- Worktop (1,360x615 mm) made from multi-ply wood (C45PRO 2.0 PWE/2-1,3MT))

~~£647,00~~  
**£401,00**



## C45PRO 2.0 **M7A**

### Fixed module with 7 drawers

- 1 drawer (1,248x406 mm) with ball bearing slides
- 6 drawers (782x406 mm) with ball bearing slides:
  - 5 drawers 65 mm high
  - 1 drawer 145 mm high
- Drawer bases protected by foamed rubber mats
- Front centralized lock
- With vertically adjustable feet
- Can be fitted with thermoformed trays
- 1 storage compartment with intermediate shelf and door, interior dimensions 504x424x597 mm
- Can accommodate a vice (1599P/150, to be ordered separately)



### C45PRO 2.0 **M7A/X**

045002161

- Worktop (1,360x615 mm) made from stainless steel coated MDF

~~£1,730,00~~  
**£878,00**

**81 kg**

### C45PRO 2.0 **M7A/W**

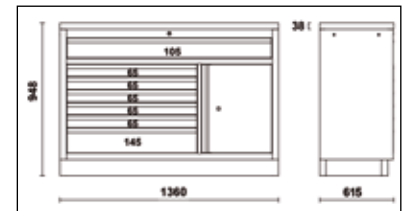
045002171

- Multi-ply wood worktop, 1,360x615 mm

~~£1,635,00~~  
**£878,00**

**80 kg**

h	max
65 mm	25 kg
105 mm	40 kg
145 mm	30 kg



## C45PRO 2.0 **MWS**

### Work Station roller cab with 7 drawers and built-in waste bin

- 1 drawer (1248x406 mm) with ball bearing slides
- 6 drawers (782x406 mm) with ball bearing slides:
  - 5 drawers 65 mm high
  - 1 drawer 145 mm high
- drawer bases protected by foamed rubber mats
- can be fitted with thermoformed trays
- storage compartment with intermediate shelf and door, interior dimensions 504x424x597 mm
- built-in waste bin
- built-in paper roll compartment
- 4 heavy-duty castors, Ø 150 mm, 2 fixed and 2 steering with brakes
- front centralised lock
- can accommodate a vice (1599P/150, to be ordered separately)



### C45PRO 2.0 **CPF**



Pair of perforated tool panels

### C45PRO 2.0 **MWS/X**

045000181

- Worktop (1680 mm) made of stainless steel coated MDF

~~£1,660,00~~  
**£892,00**

**126 kg**

### C45PRO 2.0 **MWS/W**

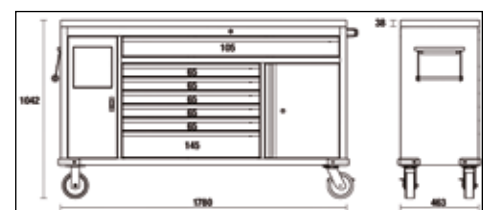
045000191

- Multi-ply wood worktop (1680 mm)

~~£1,620,00~~  
**£892,00**

**122 kg**

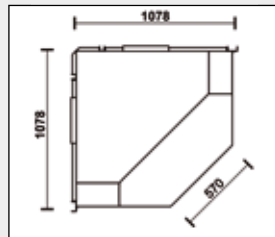
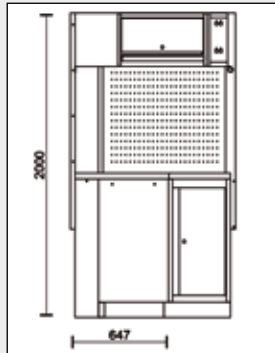
h	max
65 mm	25 kg
105 mm	40 kg
145 mm	30 kg



## C45PRO 2.0 CORNER

### Self-supporting complete corner

- Suspended corner cabinet with lock and 2 storage compartments
- 2 perforated tool panels (1,052x800 mm)
- Lower corner module with large storage compartment
- With vertically adjustable feet



#### C45PRO 2.0 CORNER/X

045002401

- Stainless steel coated MDF corner worktop (1,018x1,018 mm)

~~£2.265,00~~  
**£1.200,00**

127 kg

#### C45PRO 2.0 CORNER/W

045002411

- Multi-ply wood corner worktop (1,018x1,018 mm)

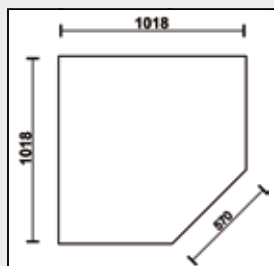
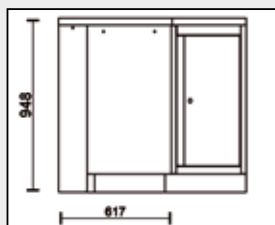
~~£2.200,00~~  
**£1.200,00**

119 kg

## C45PRO 2.0 CAI

### Lower corner module

- Fixed corner module with large storage compartment
- With vertically adjustable feet



#### C45PRO 2.0 CAI/X

045002412

- Stainless steel coated MDF corner worktop (1,018x1,018 mm)

~~£1.220,00~~  
**£651,00**

77 kg

#### C45PRO 2.0 CAI/W

045002402

- Multi-ply wood corner worktop (1,018x1,018 mm)

~~£1.155,00~~  
**£651,00**

69 kg

## C45PRO 2.0 **PXE**

### Worktop made from stainless steel coated MDF

- thickness: 38 mm
- can accommodate a vice (1599P/150, to be ordered separately)
- complete with 6 spacers and 2 exterior side pads



### C45PRO 2.0 **PXE/1-0,7MT**

045002131

680x**615**x38 mm

**14 kg**

~~£304,00~~  
**£167,00**

### C45PRO 2.0 **PXE/2-1,3MT**

045002133

1360x**615**x38 mm

**27 kg**

~~£476,00~~  
**£261,00**

### C45PRO 2.0 **PXE/3-2,0MT**

045002140

2040x**615**x38 mm

**41,5 kg**

~~£620,00~~  
**£345,00**

## C45PRO 2.0 **PWE**

### Worktop made from multi-ply wood

- thickness: 38 mm
- can accommodate a vice (1599P/150, to be ordered separately)
- complete with 6 spacers and 2 exterior side pads



### C45PRO 2.0 **PWE/1-0,7MT**

045002141

680x**615**x38 mm

**8 kg**

~~£215,00~~  
**£149,00**

### C45PRO 2.0 **PWE/2-1,3MT**

045002143

1360x**615**x38 mm

**17 kg**

~~£382,00~~  
**£252,00**

### C45PRO 2.0 **PWE/3-2,0MT**

045002150

2040x**615**x38 mm

**26 kg**

~~£527,00~~  
**£336,00**

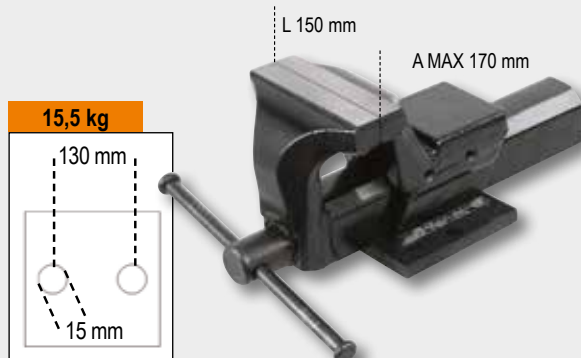
## 1599P/150

015990050

### Parallel bench vices

- Hardened jaws
- Anvil with large lacquered surface
- Square steel base

~~£474,00~~  
**£252,00**



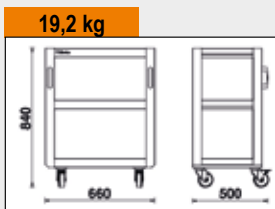
## C45PRO 2.0 **T3**

045000250

### 3-tier tool trolley

- 4 swivel castors, Ø 100 mm (one with brake)
- Static load capacity: 200 kg (distributed over 3 shelves)

~~£299,00~~  
**£159,00**



**19,2 kg**




## C45PRO 2.0 C5

045000226

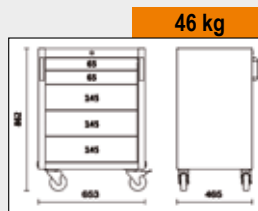
### Mobile roller cab with 5 drawers

- ABS worktop with anti-fall edges
- 5 drawers (532x406 mm) with ball bearing slides
- 4 swivel castors, Ø 100 mm (2 with brakes)
- Drawer bases protected by foamed rubber mats
- Front centralized lock
- Can be fitted with thermoformed trays
- Handles built into frame for improved ease of handling

~~£804,00~~  
**£421,00**



h	max
65 mm	25 kg
145 mm	30 kg




## C45PRO 2.0 C7

045000228

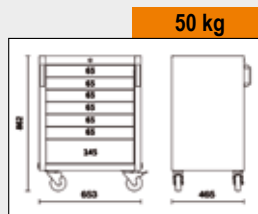
### Mobile roller cab with 7 drawers

- ABS worktop with anti-fall edges
- 7 drawers (532x406 mm) with ball bearing slides
- 4 swivel castors, Ø 100 mm (2 with brakes)
- Drawer bases protected by foamed rubber mats
- Front centralized lock
- Can be fitted with thermoformed trays
- Handles built into frame for improved ease of handling

~~£888,00~~  
**£445,00**



h	max
65 mm	25 kg
145 mm	30 kg



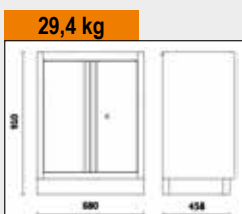
## C45PRO 2.0 MA

045000232

### Fixed two-door module

- With lock
- Vertically adjustable interior shelf
- Interior dimensions: 670x420 mm
- With vertically adjustable feet

~~£382,00~~  
**£202,00**



## C45PRO 2.0 MS

045000239

### Fixed service module

- Built-in waste bin
- Paper roll compartment
- With vertically adjustable feet

~~£515,00~~  
**£276,00**





## C45PRO 2.0 **MAL**

045000229

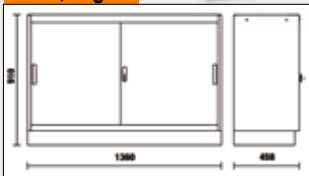
**Fixed module, 1360 mm long,  
with 2 sheet metal doors**

~~£673,00~~  
**£355,00**

- With lock
- Vertically adjustable interior shelf
- Interior dimensions: 1,355x420 mm
- With vertically adjustable feet



**44,8 kg**



## C45PRO 2.0 **MAT**

045000230

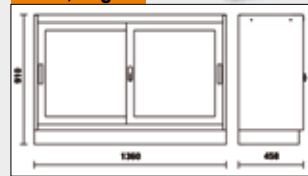
**Fixed module, 1360 mm long,  
with 2 clear polycarbonate  
doors**

~~£739,00~~  
**£393,00**

- With lock
- Vertically adjustable interior shelf
- Interior dimensions: 1,355x420 mm
- With vertically adjustable feet



**44,1 kg**



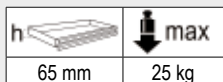

## C45PRO 2.0 **M3A**

045000231

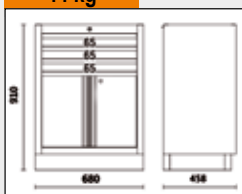
**Fixed module with  
3 drawers and 2 doors**

~~£660,00~~  
**£355,00**

- 3 drawers (566x406 mm) with ball bearing slides
- Drawer bases protected by foamed rubber mats
- Can be fitted with thermoformed trays
- Front centralized lock
- Storage compartment with double door and lock (interior dimensions 670x440 mm), complete with intermediate shelf
- With vertically adjustable feet



**44 kg**



## C45PRO 2.0 **MRE**

**NEW**

045000242

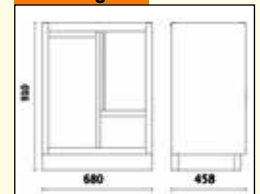
**Fixed module  
for charging power tools**

~~£626,00~~  
**£345,00**

- Pull-out side compartment with ball bearing slides, for storing power tools
- Fixed side compartment with door and lock for storing chargers and batteries, equipped with: vertically adjustable shelf; rubber-protected cable bushings; ventilation slots;
- 1 drawer (256x400x190 mm), with ball bearing slides
- Front centralized lock
- Vertically adjustable feet



**57 kg**



## C45PRO 2.0 RD

### Fixed sorted waste collection module

- Sturdy sheet metal frame complete with 4 containers with up-and-over door for sorting waste
- Each container is fitted with:  
one removable plastic bin; capacity: 25 l  
4 swivel castors, Ø 60 mm
- Supplied with kit of 4 coloured adhesive tapes
- With vertically adjustable feet

#### C45PRO 2.0 RD/X

045002241

- Stainless steel coated MDF worktop (1360x615 mm)

~~£1.775,00~~  
**£978,00**

#### C45PRO 2.0 RD/W

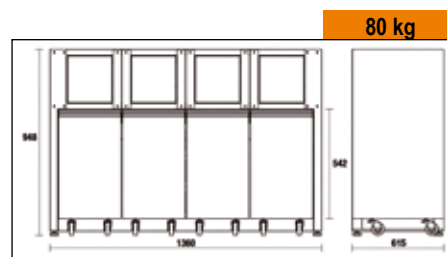
045002240

- Multi-ply wood worktop (1,360x615 mm)

~~£1.685,00~~  
**£978,00**



C45PRO 2.0 RD/W



## C45PRO 2.0 ML

### Fixed module with built-in sink

- Stainless steel basin
- Supplied complete with:  
1 mixer tap  
1 drain unit  
1 sink stopper  
1 filter cap  
1 soap dispenser

Fixed two-door module with lock:

- Usable interior dimensions: 600x603x416 mm
- With vertically adjustable feet

045002233

~~£1.113,00~~  
**£645,00**



## C45PRO 2.0 ACT

### Fixed module with 3 drawers and 2 built-in reels

- 3 drawers (566x406 mm) with ball bearing slides
- Drawer bases protected by foamed rubber mats
- Front centralized lock
- With vertically adjustable feet

045000247

~~£981,00~~  
**£524,00**


#### Included



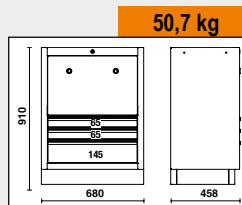
1900S 8X10



1844 15-H05



h	max
65 mm	25 kg
145 mm	30 kg



## C45PRO 2.0 TC

045000249


### Fixed reel module with 3 drawers

~~£600,00~~  
**£327,00**

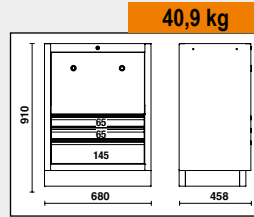
- 3 drawers (566x406 mm) with ball bearing slides
- Drawer bases protected by foamed rubber mats
- Front centralized lock
- With vertically adjustable feet

**Can accommodate 2 reels, to be chosen from the following (to be ordered separately):**

- 2 compressed air or cold water hose reels, 8 mm, length 10 m item 1900S 8x10
- 2 cable reels, to be chosen from the following items: 1843 15-H05, 1844 10-H05, 1844 15-H05, 1844 15-H07, 1845 12-H05, 1846 10-H05, 1846 10-H07 and 1846 15-H05
- 1 compressed air or cold water hose reel, 8 mm, length 10 m item 1900S 8x10 and 1 cable reel, to be chosen from the above-mentioned items



h	max
65 mm	25 kg
145 mm	30 kg



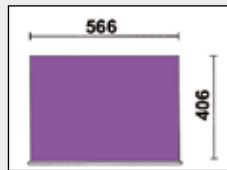
## C45PRO 2.0 M4

045000234

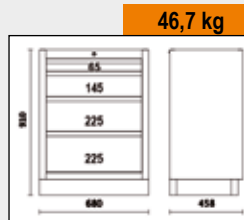
### Fixed module with 4 drawers

~~£645,00~~  
**£346,00**

- 4 drawers (566x406 mm) with ball bearing slides
- Drawer bases protected by foamed rubber mats
- Front centralized lock
- With vertically adjustable feet
- Can be fitted with thermoformed trays



h	max
65 mm	25 kg
145 mm	30 kg
225 mm	30 kg




## C45PRO 2.0 M5

045000235

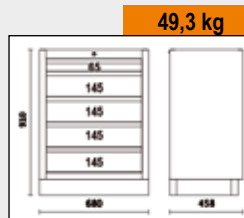
### Fixed module with 5 drawers

~~£683,00~~  
**£370,00**

- 5 drawers (566x406 mm) with ball bearing slides
- Drawer bases protected by foamed rubber mats
- Front centralized lock
- With vertically adjustable feet
- Can be fitted with thermoformed trays



h	max
65 mm	25 kg
145 mm	30 kg




## C45PRO 2.0 **M7**

045000237

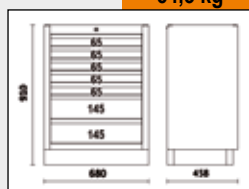
### Fixed module with 7 drawers

- 7 drawers (566x406 mm) with ball bearing slides
- Drawer bases protected by foamed rubber mats
- Front centralized lock
- With vertically adjustable feet
- Can be fitted with thermoformed trays

~~£757,00~~  
**£402,00**



h	max
65 mm	25 kg
145 mm	30 kg




## C45PRO 2.0 **M8**

045000238

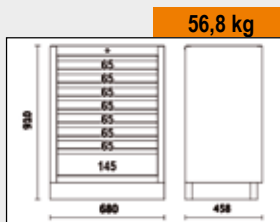
### Fixed module with 8 drawers

- 8 drawers (566x406 mm) with ball bearing slides
- Drawer bases protected by foamed rubber mats
- Front centralized lock
- With vertically adjustable feet
- Can be fitted with thermoformed trays

~~£824,00~~  
**£439,00**



h	max
65 mm	25 kg
145 mm	30 kg



[www.beta-tools.com](http://www.beta-tools.com)

**NEW**

## ARRANGE YOUR MOBILE ROLLER CAB



ONLINE CONFIGURATOR





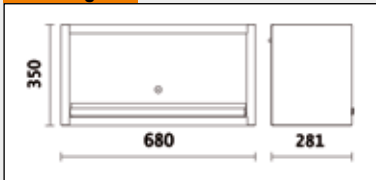
## C45PRO 2.0 **PM**

045000302

### Wall-mounted cabinet

- Cabinet length: 680 mm
- With gas springs, making it easier to open and close door
- With lock

10 kg



~~£221,00~~  
**£121,00**

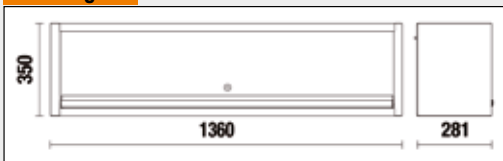
## C45PRO 2.0 **PML**

045000303

### Wall-mounted cabinet, long version

- Cabinet length: 1360 mm
- With gas springs, making it easier to open and close door
- With lock

17 kg



~~£395,00~~  
**£211,00**


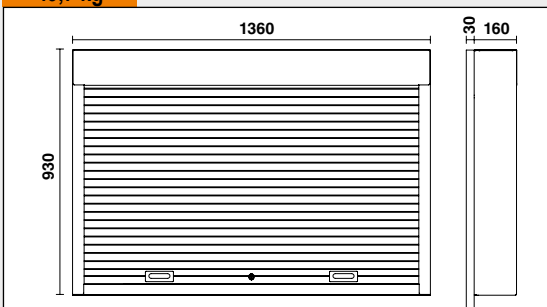
## C45PRO 2.0 **PAS**

045000290

### Tool wall system

- Aluminium shutter, vertically adjustable, with lock
- Two removable perforated tool panels
- Can be used in combination with 1.3-m-long workbench
- 50-hook GPS kit included

49,7 kg



~~£971,00~~  
**£505,00**

## C45PRO 2.0 **PF**


045000313

Perforated tool panel

~~£120,00~~  
**£65,00**

1052x614,5x24 mm

**5,3 kg**



## C45PRO 2.0 **PFE**

045000312


Perforated tool panel

~~£114,00~~  
**£62,00**

- Can be fitted with 1 power socket (not included)

1052x614,5x24 mm

**5,3 kg**



## C45PRO 2.0 **CPF**

045000195

Pair of perforated tool panels for mobile roller cab  
C45PRO MWS

~~£215,00~~  
**£112,00**

**11 kg**

- Supplied complete with framework
- 50-hook GPS kit included

1325x1678x30 mm



## C45PRO 2.0 **SS**

Side wall brackets

**Narrow type**

1420x32,5x30 mm

**1,5 kg**

045000333

~~£29,00~~  
**£15,00**

## C45PRO 2.0 **SL**

Side wall brackets

**Wide type**

1420x65x30 mm

**2 kg**

045000366

~~£38,50~~  
**£20,00**

## C45PRO 2.0 **MP**

045000315

Sheet metal shelf for perforated tool panels

~~£51,50~~  
**£27,00**

614x160x80 mm

**2,1 kg**



## C45PRO 2.0 **AS1**


045000451

### Sheet metal single-door tool cabinet with bracket

~~£787,00~~  
**£421,00**

- 4 removable, vertically adjustable shelves
- Convenient folding clothes rail under first shelf
- With lock
- Sheet metal door can be installed with right or left opening
- Interior dimensions: 590x430 mm
- With vertically adjustable feet

**57,5 kg**



## C45PRO 2.0 **AS2**

045000481

### Sheet metal two-door tool cabinet with bracket

~~£1.047,00~~  
**£561,00**

- 4 removable, vertically adjustable shelves
- With lock
- Interior dimensions: 910x430 mm
- With vertically adjustable feet

**80 kg**



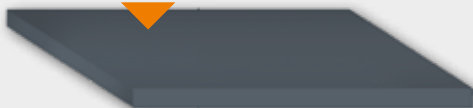
## C45PRO 2.0 **A1/R600**

045000466

### Interior shelf for tool cabinet C45PRO 2.0 AS1

~~£47,50~~  
**£26,00**

**30 kg**



590x430 mm

**2,5 kg**

## C45PRO 2.0 **A1/RB600**

045000467

### Interior shelf for tool cabinet C45PRO 2.0 AS1, with clothes rail

~~£55,00~~  
**£30,00**

**30 kg**



**10 kg**

**3,3 kg**

590x430 mm

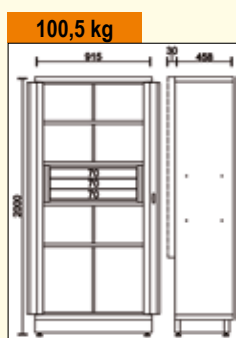


## C45PRO 2.0 **AS2/3C** **NEW** 045000482

Sheet metal two-door tool cabinet with 3 drawers and bracket

~~£1,300,00~~  
**£692,00**

- 4 removable, vertically adjustable shelves
- Supplied complete with 3-drawer (681x360 mm) module
- Front lock
- Interior dimensions: 910x430 mm
- With vertically adjustable feet




## **M3CA** **NEW** 088880485


3-drawer module for two-door tool cabinets C45PRO 2.0 AS2

~~£252,00~~  
**£133,00**

- 3 fully removable (661x360 mm), with ball bearing slides
- Drawer height: 78 mm
- Drawer bases protected by foamed rubber mats
- Supplied complete with assembly kit

 750x400x295 mm


**20,5 kg**



## C45PRO 2.0 **A2/R915** 045000496

Interior shelf for tool cabinet C45PRO 2.0 AS2

~~£59,50~~  
**£31,00**

 910x430 mm

**4,5 kg**

 50 kg





Reduced space? Do you have a workshop equipment C45PRO and want to tailor it with one of the same size?

Choose one of the C45PRO combination with a **46 CM DEEP WORKTOP**

**46cm**



C45PRO

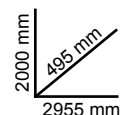
## C45PRO X

045000001

Combination comprising:

- Stainless steel coated MDF worktop (C45PX/3-2,0MT)
- Fixed module with 7 drawers (C45PRO M7)
- Mobile roller cab with 7 drawers (C45PRO C7)
- Fixed service module (C45PRO MS)
- 3 perforated tool panels (C45PRO PF)
- 3 wall-mounted cabinets (C45PRO PM)
- 3 wall brackets, wide type (C45PRO SL)
- 1 wall bracket, narrow type (C45PRO SS)
- Two-door cabinet (C45PRO AS2)

~~£5.090,00~~  
**£2.235,00**



**305 kg**

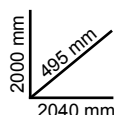
## C45PRO AX

045000003

Combination comprising:

~~£3.500,00~~  
**£1.543,00**

- Stainless steel coated MDF worktop (C45PX/3-2,0MT)
- Fixed service module (C45PRO MS)
- Fixed module with 7 drawers (C45PRO M7)
- Fixed two-door module (C45PRO MA)
- 3 wall-mounted cabinets (C45PRO PM)
- 3 perforated tool panels (C45PRO PF)
- 2 wall brackets, wide type (C45PRO SL)
- 2 wall brackets, narrow type (C45PRO SS)



**206 kg**



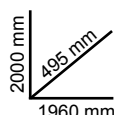
## C45PRO BX

045000021

Combination comprising:

~~£3.130,00~~  
**£1.393,00**

- Stainless steel coated MDF worktop (C45PX/2-1,3MT)
- Fixed module with 5 drawers (C45PRO M5)
- Fixed two-door module (C45PRO MA)
- 2 wall-mounted cabinets (C45PRO PM)
- 2 perforated tool panels (C45PRO PF)
- 2 wall brackets, wide type (C45PRO SL)
- 1 wall bracket, narrow type (C45PRO SS)
- Single-door cabinet (C45PRO AS1)



**191 kg**



Do you already have a C45PRO workshop equipment  
and **want to buy the new 2.0 version?**

With our **EXTENSION KITS**  
nothing has ever been so simple.

**NEW**

**MODERNITY AND PRACTICALITY IN JUST A FEW STEPS!**


### Worktop kit

- Thickness: 38 mm
- Can accommodate a vice (1599P/150, to be ordered separately)



### C45PRO 2.0 **PXE**


- Worktop made from **stainless steel coated MDF**



C45PRO 2.0 PXE/1-0,7MT	680x615x38 mm	2x	045002131	<del>£304,00</del>	<b>£167,00</b>
C45PRO 2.0 PXE/2-1,3MT	1360x615x38 mm	4x	045002133	<del>£476,00</del>	<b>£261,00</b>
C45PRO 2.0 PXE/3-2,0MT	2040x615x38 mm	6x	045002140	<del>£620,00</del>	<b>£345,00</b>

### C45PRO 2.0 **PWE**


- Worktop made from **multi-ply wood**



C45PRO 2.0 PWE/1-0,7MT	680x615x38 mm	2x	045002141	<del>£215,00</del>	<b>£149,00</b>
C45PRO 2.0 PWE/2-1,3MT	1360x615x38 mm	4x	045002143	<del>£382,00</del>	<b>£252,00</b>
C45PRO 2.0 PWE/3-2,0MT	2040x615x38 mm	6x	045002150	<del>£527,00</del>	<b>£336,00</b>

### Modular extension low corner kit

- Corner worktop (1018x1018 mm)
- 4 partitions
- 2 lateral fillings



### C45PRO 2.0 **CAI/KEPX**


045002500

- **Stainless steel coated MDF**  
corner worktop

~~£448,00~~  
**£242,00**

### Modular extension complete corner kit

- Corner worktop (1018x1018 mm)
- 4 partitions
- 2 lateral fillings
- 2 object holders
- 1 upright



### C45PRO 2.0 **CORNER/KEPX**

045002510

- **Stainless steel coated MDF**  
corner worktop

~~£609,00~~  
**£326,00**

### C45PRO 2.0 **CAI/KEPW**

045002505

- **Multi-ply wood** corner worktop

~~£383,00~~  
**£224,00**

### C45PRO 2.0 **CORNER/KEPW**

045002515

- **Multi-ply wood** corner worktop

~~£543,00~~  
**£308,00**

# Assortment of 199 tools in EVA foam trays

19,6 kg

~~£2.630,00~~  
£1.355,00

## MM11

30



42	6-7-8-9-10-11-12-13-14-15-16-17-18-19-20-21-22-24-27-30-32 mm
96BPC/SC9	1,5-2-2,5-3-4-5-6-8-10 mm

## MM129

12



1032	180 mm
1034	170 mm
1036	175 mm
1038	175 mm
1048N	250 mm
1052	240 mm
1082BM	160 mm
1098	220 mm
1128BMX	
1150BM	180 mm
1166BM	160 mm
1168BM	160 mm

## MM210

25



1201E	2,5x50-3x75-4x100-5,5x125-6,5x150-8x200 mm
1201EN	4x30 mm
1202E	PH0x60-PH1x80-PH2x100-PH3x150 mm
1201EN	PH1X30 mm
1207E/TX	T6-T7-T8-T9-T10-T15-T20-T25-T27-T30-T40-T45
1253	3,5x100 mm

## MM230

25



30	Ø 2-3-4 mm
31	Ø 2-3-4-5-6-8 mm
32	Ø 4 mm
34	150 mm
35	200-250 mm
36	125 mm
1370	500 g
1390	Ø 35 mm
1692	3 m
1712TF	
1719BMA...Q	200 mm
1719BMA...T	200 mm
1719BMA...P	200 mm
1719BMA...M	200 mm
1719BMA...R	200 mm
1737NX	
1771	

## MM105

107



1/4" 3/8" 1/2"

895/1	1/4-1/4
895/3	1/4-3/8
895/6	5/16-1/2
900	4-4,5-5-5,5-6-7-8-9-10-11-12-13-14 mm
900L	5-6-7-8-9-10-11-12-13 mm
900ME	3-4-5-6-7 mm
900LP	0,8x4-1x5,5-1,2x6,5-1,2x8
900PH	PH1-PH2-PH3-PH4
900TX	T10-T15-T20-T25-T27-T30-T40
900/16	
900/...	50-100-150 mm
900/25	
900BG/30	176 mm
900/42	115 mm
900/55	125 mm
910A	6-7-8-9-10-11-12-13-14-15-16-17-18-19-20-21-22 mm
910/15	3/8-1/4
910/16	3/8-1/2
910/21	125 mm
910/22	250 mm
910/25	
910/42	210 mm
910/55	200 mm
920A	8-10-11-12-13-14-15-16-17-18-19-20-21-22-23-24-26-27-28-30-32 mm
920/15	1/2-3/8
920/25	
920AN	125-250 mm
920/42	305 mm
920/55	275 mm
956E	16 mm (5/8")-17,8 (11/16")-20,8 (13/16")



5958U

059581008

Assortment of **85** tools for universal maintenance  
fixing accessories included

11,3 kg

~~£1.255,00~~  
**£664,00**



Quantity/Description	Beta N.
17 Combination wrenches 6÷22 mm	42
12 Offset hexagon key wrenches $\odot$ 2÷10 mm	96N/SC12
13 1/2" square drive hexagon sockets with rail $\odot$ 10÷22 mm	920A/SB13
8 1/2" square drive hexagon sockets with rail $\odot$ 23÷32 mm	920A/SB8
1 1/2" drive extension bar 125 mm	920/21
1 1/2" drive extension bar 255 mm	920/22
1 1/2" drive universal joint	920/25
1 1/2" drive sliding T-handle	920/42
1 1/2" drive reversible ratchet $\odot$	920/55
1 Circlip pliers straight, internal $\odot$ 180 mm	1032
1 Circlip pliers straight, external $\bullet$ 175 mm	1036
1 Slip joint pliers boxed joints 250 mm	1048N
1 Self - locking pliers 240 mm	1052
1 Heavy-duty diagonal cutting nippers $\angle$ 160 mm	1084BM

Quantity/Description	Beta N.
1 Electrician's scissors, straight blades	1128BMX
1 Combination Pliers $\equiv$ 180 mm	1150BM
1 Extra-long needle nose pliers $\bullet$ 160 mm	1166BM
7 Screwdrivers for slotted head screws $\bullet$ 3x75 - 3,5x100 - 4x125 5,5x150 - 6,5x150 - 8x200 - 10x200 mm	1260
4 Screwdrivers for cross head Phillips® screws $\oplus$ PH0x60 - PH1x80 - PH2x100 - PH3x150 mm	1262/S4
1 Engineer's hammer 300 g	1370
1 Soft face hammer $\varnothing$ 35 mm	1390
1 Measuring tape 5 m	1692
5 Set of 5 second-cut files, with handles 200 mm	1719BMA/S5
1 Hacksaw frame, aluminium handle	1725
1 Plastic oil can 150 cc	1754
1 Snap - off blade utility knife	1771

		5000 RSC50 2.0/PLED-ST	5000 RSC50 2.0/PLEDC	5000 RSC50 2.0/ASL	5000 RSC50 2.0/CTR
					
	A	1x	-	1x	-
	B	-	1x	1x	1x
	A	1x	1x	1x	-
	B	-	2x	1x	1x
	A	1x	2x	1x	-
	B	-	3x	1x	1x

## 5000 RSC50 2.0/PLEDC

050001712

Aluminium profile  
with LED strip~~£37,50~~  
**£21,00**

80 g

- 6.5W IP20 LED strip; length: 50 cm
- Supplied complete with cables
- Convenient fixing through magnets




## 5000 RSC50 2.0/PLED-ST

050001715

Aluminium profile  
with LED strip  
and SOFT TOUCH switch~~£40,50~~  
**£22,00**

80 g

- 6.5W IP20 LED strip; length: 50 cm
- Supplied complete with cables
- Convenient fixing through magnets



**SOFT TOUCH switch**  
On/off and brightness adjustment  
SOFT TOUCH switch

## 5000 RSC50 2.0/CTR

050001721

LED strip controller,  
with RF remote control~~£15,60~~  
**£9,00**

25 g

For use only with LED strip  
item 5000 RSC50 2.0/PLEDC

## Kit contents:

- 1 mini receiver
- 1 wireless RF remote control

## Specifications of mini receiver:

- Input voltage: 5V -24VDC
- Rated output current: 5A
- Peak output current: 12A
- Operating temperature: -20 °C ÷ +35 °C

## Specifications of RF remote control:

- ON/OFF button
- BRIGHT +/- button:  
allows manual brightness adjustment
- 25% / 50% / 100% button:  
allows automatic brightness adjustment
- Battery: 3V CR2025 (included)
- Dimensions: 86 (L) x 40 (W) x 7 (H) mm

## Integrated features:

- Memory
- Mode (manual/automatic brightness)
- Brightness adjustment

86x40x7 mm



## 5000 RSC50 2.0/ASL

050001716

Power supplier  
for LED strip~~£31,50~~  
**£18,00**

210 g

- 24VDC 22W power supplier
- Can supply power  
to max. 3 6.5W LED strips



## C45 STR

### Coloured adhesive tape

- Allows tailoring of colour of horizontal and vertical inserts in workshop equipment combination C45PRO 2.0



<b>C45STR-O/2011</b>	30 m	 045000911
<b>C45STR-G/9006</b>	25 m	 045000912
<b>C45STR-R/3000</b>	25 m	 045000913
<b>C45STR-B/5015</b>	25 m	 045000914
<b>C45STR-Y/1023</b>	25 m	 045000915
<b>C45STR-V/6029</b>	25 m	 045000916

<del>£61,50</del>	<b>£36,00</b>
<del>£56,00</del>	<b>£36,00</b>
<del>£56,00</del>	<b>£36,00</b>
<del>£56,00</del>	<b>£36,00</b>
<del>£56,00</del>	<b>£36,00</b>
<del>£56,00</del>	<b>£36,00</b>

## SPC


 088880480

### Computer wall bracket

~~£82,50~~  
**£44,00**

- Matches tool wall systems C45PRO 2.0



 398x243x138 mm

**1,5 kg**

## SP5S


 088880475

### Wall-mounted support with 5 compartments

~~£102,00~~  
**£59,00**

- Made from sheet metal
- 5 tool compartments varying in height



 260x60x290 mm

**1 kg**

## SSPE

 088880482

### Under-cabinet support for power tools

~~£92,50~~  
**£50,00**

- For use only under suspended cabinet C45PRO 2.0 PM (workshop equipment C45PRO 2.0)
- With 5 convenient slots for accommodating power tools



 680x280x150 mm

**6 kg**



## CP

088880470

### Wall-mounted bottle rack, made from steel

- Can be used with wall-mounted tool panels
- Supplied complete with 2 supports

533 g

280x95x115 mm

~~£102,00~~  
**£60,00**


## PM/5C

088880450

### Wall-mounted small parts holder with 5 tote trays, made from plastic, with support

~~£105,50~~  
**£55,00**

2,7 kg

600x140x165 mm

- Interior drawer dimensions 95x120 mm
- Can be used with tool wall systems: C45PRO 2.0



## PM/6C

088880440

### Wall-mounted small parts holder with 6 tote trays, made from plastic, with support

~~£80,50~~  
**£43,00**

970 g

600x95x115 mm

- Interior drawer dimensions 80x60 mm
- Can be used with tool wall systems: C45PRO 2.0



## CPMB/3C

088880443

### Workbench small parts containers with 3 drawers

~~£50,00~~  
**£29,00**

2,3 kg

600x155x175 mm

- Interior drawer dimensions: 160x107x105h mm



## CPMB/5C

088880445

### Workbench small parts containers with 5 drawers

~~£60,00~~  
**£35,00**

1,7 kg

600x133x132 mm

- Interior drawer dimensions: 90x86x62h mm



## KIT 6VC/3C


088880453

### Kit of 6 removable trays for small parts containers CPMB/3C

~~£27,50~~  
**£16,00**

6X

1,1 kg



## KIT 10VC/5C


088880455

### Kit of 10 removable trays for small parts containers CPMB/5C

~~£26,00~~  
**£15,00**

10X

800 g





## SB

## Socket rails



Prices do not include V.A.T.

<b>SB1</b>	L 210 mm	088880201	<b>£3,65</b>
<b>SB2</b>	L 280 mm	088880202	<b>£4,05</b>
<b>SB3</b>	L 360 mm	088880203	<b>£4,25</b>

## MB

## Socket clips for rails SB

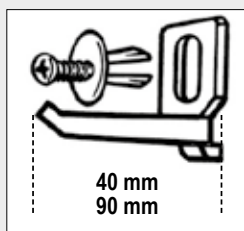


Prices do not include V.A.T.

<b>MB0</b>	<input type="checkbox"/> 1/4	088880210	<b>£1,09</b>
<b>MB1</b>	<input type="checkbox"/> 3/8	088880211	<b>£1,09</b>
<b>MB2</b>	<input type="checkbox"/> 1/2	088880212	<b>£1,09</b>

## KIT/GPS

## Kit of GPS hooks with VE1 screws




Prices do not include V.A.T.

<b>KIT/GPS</b>	L 40 mm	50 pc	088880119	<b>£2,09</b>
<b>KIT/GPS</b>	L 90 mm	50 pc	088880117	<b>£3,05</b>

## GM

## Snap hooks with VE1 screw



Prices do not include V.A.T.

<b>GM6,5</b>	Ø 6,5 mm	088880250	<b>£6,65</b>
<b>GM9,5</b>	Ø 9,5 mm	088880251	<b>£6,95</b>
<b>GM13</b>	Ø 13 mm	088880252	<b>£6,95</b>
<b>GM16</b>	Ø 16 mm	088880253	<b>£8,25</b>
<b>GM19</b>	Ø 19 mm	088880254	<b>£8,60</b>
<b>GM25</b>	Ø 25 mm	088880255	<b>£8,10</b>


## 8889PS/7

088890407

Parallel partitions  
for item C45PRO 2.0  
M4/M5/M7/M8/M3A/ACT/TC

**£68,50**

Prices do not include V.A.T.

**1,3 kg**


## 8889CS/7

088890417

Crossed partitions  
for item C45PRO 2.0  
M4/M5/M7/M8/M3A/ACT/TC

**£83,00**

Prices do not include V.A.T.

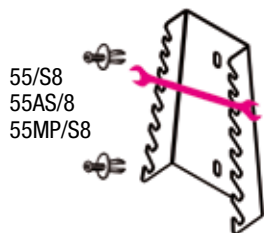
**1,9 kg**



**S55/8**

Supports for 8 double open end wrenches, made from sheet metal

≡ 173x113x36 mm



55/S8  
55AS/8  
55MP/S8

088880420

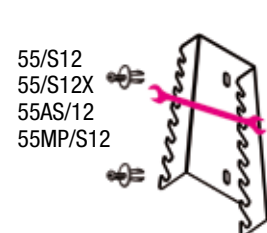
**£23,00**

Prices do not include V.A.T.

**S55/12**

Supports for 12 double open end wrenches, made from sheet metal

≡ 286x138x44 mm



55/S12  
55/S12X  
55AS/12  
55MP/S12

088880421

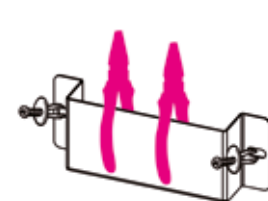
**£28,00**

Prices do not include V.A.T.

**ST2P**

Pliers pockets, made from sheet metal

≡ 116x60x31 mm



088880422

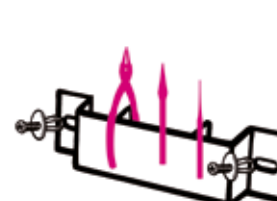
**£25,00**

Prices do not include V.A.T.

**TSPP**

Tool pockets, made from plastic material

≡ 167x55x16 mm



088880402

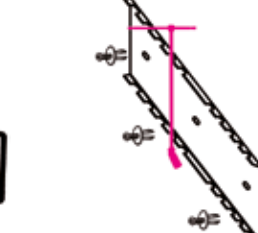
**£5,65**

Prices do not include V.A.T.

**S952/10**

Supports for 10 T-handles, made from sheet metal

≡ 385x97x26 mm



088880423

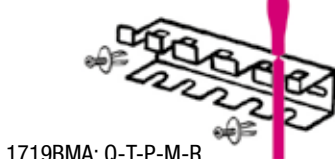
**£29,50**

Prices do not include V.A.T.

**S1719BM**

Supports for 5 files, made from sheet metal

≡ 165x48x32 mm



1719BMA: Q-T-P-M-R  
1719BMD: Q-T-P-M-R  
1719BMX: Q-T-P-M-R

088880404

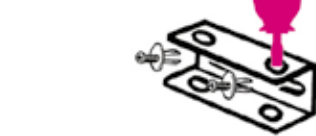
**£17,30**

Prices do not include V.A.T.

**SGN**

Supports for 2 mini screwdrivers, made from sheet metal

≡ 60x23x26 mm



1290N-1292N-1299N/PZ  
1260N-1262N-1269N/PZ  
1201EN-1202EN-1209EN/PZ

088880405

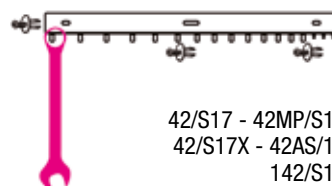
**£8,75**

Prices do not include V.A.T.

**S42/17**

Supports for 17 combination wrenches, made from sheet metal

≡ 577x42 mm



42/S17 - 42MP/S17  
42/S17X - 42AS/17  
142/S17

088880428

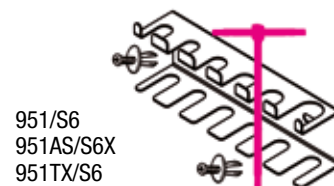
**£29,50**

Prices do not include V.A.T.

**S951/6**

Supports for 6 T handle wrenches with hexagon male ends, made from sheet metal

≡ 161x50x43 mm



951/S6  
951AS/S6X  
951TX/S6

088880429

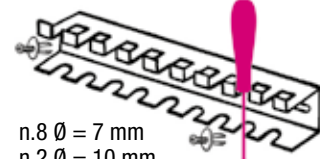
**£19,60**

Prices do not include V.A.T.

**SPG11**

Supports for screwdrivers, made from sheet metal

≡ 283x49x35 mm



n.8 Ø = 7 mm  
n.2 Ø = 10 mm  
n.1 Ø = 12 mm

088880910

**£20,30**

Prices do not include V.A.T.

**S1203/8**

Supports for screwdrivers, made from sheet metal

≡ 283x49x35 mm



1203E/S8  
1263/D8  
1293/S8

088880430

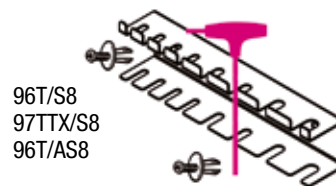
**£21,70**

Prices do not include V.A.T.

**S96T/8**

Supports for 8 offset hexagon key wrenches, with high torque handles, made from sheet metal

≡ 282x49x45 mm



96T/S8  
97TTX/S8  
96T/AS8

088880431

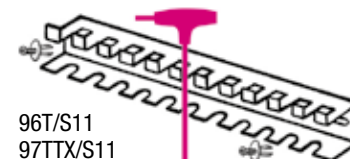
**£21,70**

Prices do not include V.A.T.

**96T/SPV**

Supports for 11 offset hexagon key wrenches, with high torque handles, made from sheet metal

≡ 282x49x50 mm



96T/S11  
97TTX/S11

000960958

**£42,00**

Prices do not include V.A.T.

# 3D PLANNER

## Imagine and create...

Configure your workshop in 3D online



### 1 Draw the walls

Create the walls according to the dimensions of your workshop.

### 2 Design your workbench system

Select and assemble the component parts, to make your own combination.

### 3 View the result in 3D

The combination is immediately displayed in 3D and can be viewed from different angles.

### 4 Request a quote

Print the detail of the arrangement in PDF format and take it to your dealer to get a quote.

## CUSTOMIZED MODULES ON REQUEST

Fill your drawers with customized modules in six steps



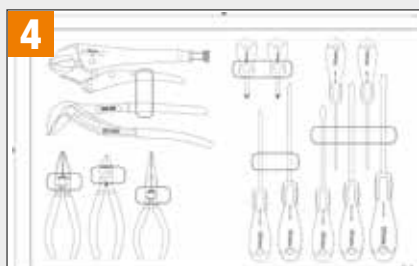
Determine your needs and send your project to the Beta dealer

2	Image	Product	Cod. Beta
		Self-locking pliers	010540022
		Pliers	010440250
		Pliers	011500046
		Screwdrivers for slotted head screws	012011039
		Screwdrivers for cross head Phillips® screws	012021018

We will receive and codify your initial assortment of the project



We will execute the design



We will submit the final layout for your approval



We will build the soft modules in Beta's factory in Sovico



We will deliver the tools in the customized modules






## 2024 MOT02 WORLD CHAMPIONSHIP

ALONSO LÓPEZ

FERMÍN ALDEGUER

099804950



8 054809 848235

Beta Tools (UK) Limited | Unit D - Horton Enterprise Park  
Hortonwood 50, Telford | Shropshire, TF1 7GZ  
Sales: Tel. (01952) 677977

[www.beta-tools.com](http://www.beta-tools.com) | [sales@beta-tools.com](mailto:sales@beta-tools.com)

The images are for reference only. Beta Utensili S.p.A.  
reserves the right to update and upgrade its product range without notice.