



 **Beta** *Action*

2023




Promotion valid
until 29/02/2024



Beta

RSC55



MODULAR
SYSTEM



Configure
your workshop
in 3D online

www.rsc55.com

● WORKSHOP EQUIPMENT C45PRO - RSC55

2÷4




● CONTAINERS

5÷9



● ASSORTMENT AND THERMOFORMED TRAYS

10÷14



● WORKBENCHES

16-17



● TROLLEYS AND BASKETS

15-17-18



● TOOL BAGS

19÷21



● WRENCHES

22÷26



● COLOR CODE ITEMS

26-27



● SCREWDRIVERS

28-29



● SOCKETS

30÷32



● TORQUE WRENCHES

33-34



● PLIERS

35÷37



● DRILLING AND THREADING TOOLS

38-39



● HAMMERS AND CHISELS

40



● MEASURING TOOLS

41÷44



● PLUMBING TOOLS

44-45



● WELDING

46÷48



● GENERAL MAINTENANCE TOOLS

49-50



● LIGHTING

51÷54



● 1000V INSULATED TOOLS

55-56



● CUTTING TOOLS

57-58



● BETA ABRASIVES

59-61



● ANGLE GRINDERS

62



● AUTOMOTIVE

63÷89



● ROBUR

90÷91



● PNEUMATIC TOOLS

91÷97



● SAFETY FOOTWEAR

98÷104



● WORKWEAR

105÷111



● BETA COLLECTION

112



C45PRO

Combination comprising:

- Fixed module with 7 drawers (C45PRO M7)
- Fixed service module (C45PRO MS)
- Mobile roller cab with 7 drawers (C45PRO C7)
- Two-door tool cabinet (C45PRO AS2)
- 3 perforated tool panels (C45PRO PF)
- 3 wall-mounted cabinets (C45PRO PM)
- 3 wall brackets, wide type (C45PRO SL)
- 1 wall bracket, narrow type (C45PRO SS)



2000 mm
495 mm
2955 mm

305 kg

045000001

C45PRO X

- Worktop made of stainless steel coated MDF (C45PX/3-2,0MT)

303 kg

045000002

C45PRO W

- Multi-ply wood worktop (C45PW/3-2,0MT)

C45PRO D

Combination comprising:

- 1 mobile roller cab with 7 drawers (C45PRO M7)
- 1 mobile roller cab with 7 drawers (C45PRO C7)
- 1 fixed service module (C45PRO MS)
- 1 fixed module with 5 drawers (C45PRO M5)

- 1 fixed module with 2 doors (C45PRO MA)
- 5 perforated tool panels (C45PRO PF)
- 5 wall-mounted cabinets (C45PRO PM)
- 7 wall brackets, wide type (C45PRO SL)
- 2 wall brackets, narrow type (C45PRO SS)
- 2 single-door tool cabinets (C45PRO AS1)



2000 mm
495 mm
3500/2820 mm

045000031

C45PRO DX

- 1 worktop made of stainless steel coated MDF 2,0 m (C45PX/3-2,0MT)
- 1 worktop made of stainless steel coated MDF 1,3 m (C45PX/2-1,3MT)
- 1 self-supporting complete corner with stainless steel coated MDF worktop (C45PRO CORNER/X)

572 kg

045000032

C45PRO DW

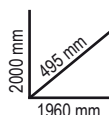
- 1 multi-ply wood worktop 2 m (C45PW/3-2,0MT)
- Multi-ply wood worktop 1,3 m (C45PW/2-1,3MT)
- 1 self-supporting complete corner with wood worktop (C45PRO CORNER/W)

568 kg

C45PRO B

Combination comprising:

- Fixed module with 5 drawers (C45PRO M5)
- Fixed two-door module (C45PRO MA)
- Single-door cabinet (C45PRO AS1)
- 2 wall-mounted cabinets (C45PRO PM)
- 2 perforated tool panels (C45PRO PF)
- 2 wall brackets, wide type (C45PRO SL)
- 1 wall bracket, narrow type (C45PRO SS)



191 kg



045000021

C45PRO BX

- Worktop made of coated MDF stainless steel (C45PX/2-1,3MT)

190 kg



045000022

C45PRO BW

- Multi-ply wood worktop (C45PW/A2-1,3MT)

C45PRO G

Combination comprising:

- 1 fixed module with 2 built-in reels (C45PRO ACT)
- 1 mobile roller cab with 7 drawers (C45PRO C7)
- 1 fixed module with 7 drawers (C45PRO M7)
- 1 fixed two-door module (C45PRO MA)
- 1 perforated tool panel (C45PRO PF)
- 1 perforated tool panel, can be fitted with a power socket (not included) (C45PRO PFE)

- 2 wall-mounted cabinets (C45PRO PM)
- 1 tool wall system with aluminium shutter (C45PRO PAS)
- 5 wall brackets, wide type (C45PRO SL)
- 2 wall brackets, wide type (C45PRO SS)
- 2 single-door cabinets (C45PRO AS1)



NEW



045000036

C45PRO GX

- 1 stainless steel coated MDF worktop (C45PX/3-2,0MT)
- 1 stainless steel coated MDF worktop (C45PX/1-0,7MT)
- 1 self-supporting complete corner with stainless steel coated MDF worktop (C45PRO CORNER/X)

507 kg



045000037

C45PRO GW

- 1 multi-ply wood worktop (C45PW/3-2,0MT)
- 1 multi-ply wood worktop (C45PW/1-0,7MT)
- 1 self-supporting complete corner with multi-ply wood worktop (C45PRO CORNER/W)

504 kg



055000065
C55PB-PR0/7

**Workshop equipment
combination composed of:**

C55B

Workbench with worktop (2050x700 mm) covered with a shockproof, nonscratch ABS coat resistant to oils and hydrocarbons.

Fitted with:

- Holes for a vice (1599F/150, to be ordered separately)
- Vertically adjustable feet

C55M7

Fixed module with seven drawers (588x367 mm) with ball bearing slides

- Aluminium opening system throughout length of drawer
- Drawer bases protected by foamed rubber mats
- Front centralized lock
- Can be fitted with thermoformed trays

C55MS

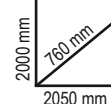
Fixed service module

- Built-in waste bin
- Paper roll compartment
- Storage drawer, 305x270 mm

C55/2PM + C55/PF

Tool wall system with 2 suspended cabinets

- 2 suspended cabinets, 1024x400x300 mm, with gas springs
- 2 under-cabinet panels, 1024x620x25 mm
- 2 under-cabinet perforated tool panels, 1024x620x25 mm



055000066
C55PB-PR0/8

**Workshop equipment
combination composed of:**

C55B

Workbench with worktop (2050x700 mm) covered with a shockproof, nonscratch ABS coat resistant to oils and hydrocarbons.

Fitted with:

- Holes for a vice (1599F/150, to be ordered separately)
- Vertically adjustable feet

C55C7

Mobile roller cab with seven drawers (588x367 mm) with ball bearing slides

- 4 castors Ø 100 mm, 2 fixed and 2 steering (one with brake)
- Aluminium opening system throughout length of drawer
- Drawer bases protected by foamed rubber mats
- Front centralized lock
- Can be fitted with thermoformed trays

C55MA

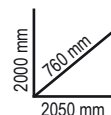
Fixed two-door module

- Push-pull opening system
- With lock
- Interior shelf, vertically adjustable

C55PS

Tool wall system with shutter and framework

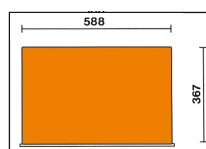
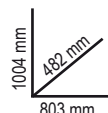
- Aluminium shutter, vertically adjustable, with lock
- Removable perforated tool panel



C37

Mobile roller cab

- Sturdy multi-purpose worktop
- Quick release system made of aluminium, opening throughout length of drawer
- **Corner bumpers** throughout height of roller cab, to avoid damaging vehicles in garage
- Four castors Ø 125 mm: 2 fixed and 2 steering (one with brake)
- Tote-trays and holes for accommodating screwdrivers
- Built-in side bottle and paper holders, adjustable in several positions



	Ral 2011	Ral 7016	Ral 3000	n°	max	kg	
C37/6	037000061	037000062	037000063	4	75 mm	30 kg	69
				1	150 mm	35 kg	
				1	305 mm	40 kg	
C37/7	037000071	037000072	037000073	5	75 mm	30 kg	71
				1	150 mm	35 kg	
				1	225 mm	35 kg	
C37/8	037000081	037000082	037000083	6	75 mm	30 kg	73
				2	150 mm	35 kg	

C37A/7

Mobile roller cab with 7 drawers WITH ANTI-TILT SYSTEM



n°	Max	
5	75 mm	30 kg
1	150 mm	35 kg
1	225 mm	35 kg



Ral 2011	Ral 7016	Ral 3000
0370000271	0370000272	0370000273

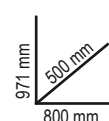
C39

Mobile roller cab

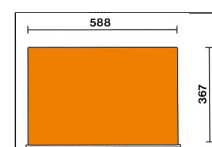
- Four castors with steel cores, Ø 125 mm: 2 fixed and 2 steering (one with brake)
- Front centralized safety lock
- Sturdy multi-purpose worktop with tote-trays and holes for accommodating screwdrivers
- Pull-out drawer with opening system throughout its length
- Built-in side and rear bottle and paper holders



UPRIGHTS AND DRAWER FRONT MADE OF ALUMINIUM ALLOY + STURDINESS + LIGHTWEIGHTNES



	Ral 2011	Ral 7016	Ral 3000	n°	max	kg	
C39/6	039000031	039000032	039000033	4	70 mm	30 kg	59
				1	140 mm	35 kg	
				1	280 mm	40 kg	
C39/7	039000001	039000002	039000003	5	70 mm	30 kg	61
				1	140 mm	35 kg	
				1	210 mm	35 kg	
C39/8	039000041	039000042	039000043	6	70 mm	30 kg	64
				2	140 mm	35 kg	



Beta RSC

The evolution of perfection! Discover the RSC range!

The RSC range has been designed to satisfy all professionals' requirements and ensure reliability as well as high operation performance. The innovative design, inspired by the racing world, provides these mobile roller cabs and trolleys with a captivating, unique style: the 7 colours and its finish make the RSC range synonymous with one-of-a-kind products in the market. The sturdy frameworks and the materials result in high quality and remarkable durability, thereby effectively supporting the daily work of industrial production departments, mechanics, car body repairers and general maintenance service providers. What is more, most RSC roller cabs are TÜV certified. This prestigious certification - which is the name for safety and guaranteed quality - is obtained upon successful completion of severe tests under the EK5/TA5 protocol.

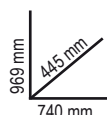
RSC24

Mobile Roller cab

- Multi-purpose top with anti-fall edges and eight holes for accommodating screwdrivers
- Drawer bases protected by foamed rubber mats
- Four castors Ø 125 mm: 2 fixed and 2 steering (one with brake)
- Each drawer can accommodate up to 4 EVA foam or ABS thermoformed trays
- Front centralized safety lock.
- Static load capacity: 800 kg.
- Built-in bottle holder (can be applied on both sides).

The following accessories can be added:

- Wood worktop 2400 RSC24/PL
- Perforated tool panel 2400 RSC24/PF
- Folding shelf 2400 RSC24/MP
- Document holder 2400 RSC24/PD
- Paper roll holder 2400 RSC24/PC
- Computer wall bracket 2400 RSC24/SPC



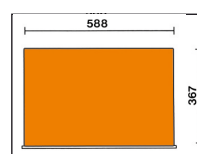
	Ral 2011	Ral 2011	Ral 9006	Ral 3000	Ral 5015	Ral 7016	Ral 9005	kg	
		Ral 7016	Ral 7016	Ral 7016	Ral 7016	Ral 7016			
RSC24/5	024004050	024004051	024004052	024004053	024004056	024004057	024004059	60	
RSC24/6	024004060	024004061	024004062	024004063	024004066	024004067	024004069	62	
RSC24/7	024004070	024004071	024004072	024004073	024004076	024004077	024004079	63	
RSC24/8	024004080	024004081	024004082	024004083	024004086	024004087	024004089	66	

RSC24/5		
n°		Max
2	70 mm	25 kg
2	140 mm	30 kg
1	280 mm	35 kg

RSC24/6		
n°		Max
4	70 mm	25 kg
1	140 mm	30 kg
1	280 mm	35 kg

RSC24/7		
n°		Max
5	70 mm	25 kg
1	140 mm	30 kg
1	210 mm	30 kg

RSC24/8		
n°		Max
6	70 mm	25 kg
2	140 mm	30 kg



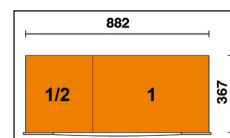
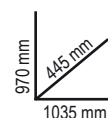
RSC24AXL

Mobile roller cab, with anti-tilt system, long model

- New ABS reinforced worktop with anti-fall edges, eight holes for accommodating screwdrivers and 6 tote trays.
- **Sturdy nylon front, with built-in label holder.**
- Drawer bases protected by foamed rubber mats.
- 4 castors, Ø 125 mm: 2 fixed and 2 steering (one with brake).
- Front centralized safety lock.
- Built-in side bottle holder (can be applied on both sides).

Following accessories can be added:

- Wood worktop 2400 RSC24/PL
- Document holder 2400 RSC24/PD-A
- Paper roll holder 2400 RSC24/PC-A



	Ral 2011	Ral 3000	Ral 7016	n°	Max	kg	
	Ral 7016	Ral 7016	Ral 7016				
RSC24AXL/7	024004271	024004273	024004277	5	70 mm	30 kg	84
				1	140 mm	35 kg	
				1	210 mm	35 kg	
RSC24AXL/8	024004281	024004283	024004287	6	70 mm	30 kg	88
				2	140 mm	35 kg	
				8	70 mm	30 kg	
RSC24AXL/9	024004291	024004293	024004297	1	140 mm	35 kg	90
				1	140 mm	35 kg	

RSC24L/7

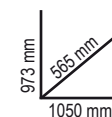
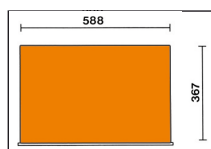
Mobile roller cab with 7 drawers and side shelves

- 7 drawers (588x367 mm) with ball bearing slides.
- Drawer bases protected by foamed rubber mats.
- 4 castors, Ø 125 mm: 2 fixed and 2 steering with brakes.
- Front centralized lock.
- Multi-ply wood worktop with holes for a vice (1599F/100, to be ordered separately).
- **Side compartment with vertically adjustable shelf.**
- Built-in paper roll holder.
- Double rear bottle holder



Ral 2011	Ral 3000	Ral 7016
Ral 7016	Ral 7016	Ral 7016
024004371	024004373	024004377

n°	Max
5	70 mm
1	140 mm
1	210 mm



RSC24L-CAB

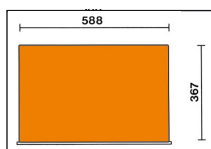
Mobile roller cab with 7 drawers and tool cabinet

- 7 drawers (588x367 mm) with ball bearing slides.
- Drawer bases protected by foamed rubber mats.
- 4 castors, Ø 125 mm: 2 fixed and 2 steering with brakes.
- Front centralized lock.
- **Side tool cabinet with lockable door and vertically adjustable interior shelf.**
- Multi-ply wood worktop with holes for a vice (1599F/100, to be ordered separately).
- Built-in paper roll holder.
- Double rear bottle holder.

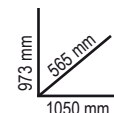


Ral 2011	Ral 3000	Ral 7016
024004471	024004473	024004477

n°	Max
5	70 mm
1	140 mm
1	210 mm



kg
1100



kg
82



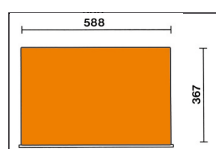
RSC28

SuperTank trolley with wood worktop and 10 drawers

- 10 drawers (588x367 mm) with ball bearing slides.
- Quick, safe system for opening and closing drawers, with nylon and fibreglass front.
- **5 side drawers:**
4 drawers, 70 mm high
1 drawer, 210 mm high.
- **5 front drawers:**
4 drawers, 70 mm high
1 drawer, 210 mm high.
- Drawer bases protected by foamed rubber mats.
- 4 high-capacity castors, Ø 150 mm: 2 fixed and 2 steering with brakes.
- 2 centralized safety locks.
- 3 front tool drawers.
- Multi-ply wood worktop with holes for a vice (1599F/150, to be ordered separately).
- Built-in tool compartment.



Ral 2011	Ral 3000	Ral 7016
028003001	028003003	028003007

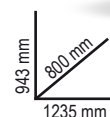


n°	Max
8	70 mm
2	210 mm

kg
1200



kg
130



- Side compartment with foldaway door with lock.
- Built-in bottle holders.
- 135-mm-high storage compartment with plastic-covered base.



RSC51

Service tool trolley with 3 drawers

- 3 drawers (588x367 mm) with ball bearing slides, 70 mm high
- ABS reinforced worktop, solid and sturdy
- Multipurpose top with anti-fall edges and 8 holes for accommodating screwdrivers
- Drawer bases protected by foamed rubber mats
- Each drawer can accommodate up to 4 EVA foam or ABS thermoformed trays
- Front centralized safety lock
- Convenient side screwdriver holder included
- Two built-in side spray can holders
- Large lower shelf protected by an anti-oil and anti-petrol rubber mat
- 4 castors, Ø 125 mm: 2 fixed castors and 2 swivel castors (one with brake)
- Static load capacity: 400 kg
- Capacity of each drawer: 15 kg, evenly distributed

kg
400

NEW



890 mm
460 mm
770 mm

38 kg



**COMPLETELY CHANGED
AND CUSTOMIZABLE
WITH ACCESSORIES!**

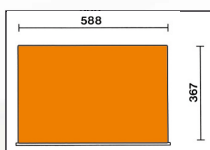
Following accessories can be added:

- Wood worktop 2400 RSC24/PL
- Perforated tool panel 2400 RSC24/PF
- PC support 2400 RSC24/SPC
- Folding shelf 2400 RSC24/MP
- Paper roll holder 2400 RSC24/PC-A

**A MUST-HAVE FOR
YOUR GARAGE!**



Ral 2011	Ral 3000	Ral 7016
051000300	051000303	051000307



n°	Max
3	70 mm
	15 kg

024003077
C04TSS/7

Mobile roller cab with 7 drawers

made of stainless steel

- Four castors with steel cores, Ø 125 mm: 2 fixed and 2 steering (with brakes);
- Front centralized lock;
- Frame made entirely of stainless steel
- Castors, supports, ball bearings, drawer interiors and guides made of stainless steel
- Drawer handles made of aluminium

kg
700



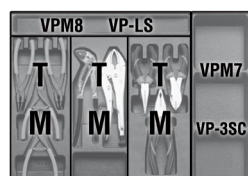
**Beta
INOX**
STAINLESS STEEL



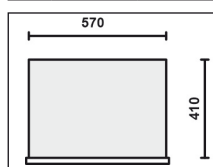
935 mm
470 mm
680 mm

63 kg

**NON-MARKING
WHEELS**



n°	Max
6	83 mm
1	170 mm
	25 kg
	30 kg






Assortment of 214 tools in soft foam tray


Recommended with: RSC24 - RSC24A - RSC24AXL - C37 - C39 - C39SM - C39MD - RSC28 - C59 - RSC55

Quantity/Description	Beta N.	TR
22 combination wrenches 6-7-8-9-10-11-12-13-14-15-16-17 18-19-20-21-22-24-27-30-32-36 mm	42	M01
11 double open end wrenches 6x7-8x9-10x11-12x13-14x15 16x17-18x19-20x22-21x23-24x27-30x32 mm	55	M30
11 double ended offset ring wrenches 6x7-8x9-10x11-12x13-14x15-16x17- 18x19-20x22-21x23-24x27-30x32 mm	90	M30
9 ball head offset hexagon key wrenches \odot 1,5+10 mm	96BPC/SC9	M30
1 socket holder	895/1	M100
1 socket holder	895/3	M100
1 socket holder	895/6	M100
13 1/4" hexagon sockets \odot 4-4,5-5-5,5-6-7-8-9-10-11-12-13-14 mm	900	M100
9 hexagon hand sockets, long series \odot 5-6-7-8-9-10-11-12-13 mm	900L	M100
1 1/4" socket drivers for hexagon screws \odot 3-4-5-6-7 mm	900ME	M100
4 socket drivers for slotted head screws \bullet 0,8x4-1x5,5-1,2x6,5-1,2x8 mm	900LP	M100
4 socket drivers for cross head Phillips® screws \oplus PH1-PH2-PH3-PH4	900PH	M100
7 socket drivers for Torx® head screws \odot T10-T15-T20-T25-T27-T30-T40	900TX	M100
1 1/4" drive extension bar 50 mm	900/20	M100
1 1/4" drive extension bar 100 mm	900/20L	M100
1 1/4" drive extension bar 150 mm	900/21	M100
1 1/4" drive universal joint	900/25	M100
1 1/4" drive spinner handle	900B/G/30	M100
1 1/4" drive swivel T-handle	900/42	M100
1 1/4" reversible ratchet \oplus	900/55	M100
21 1/2" square drive hexagon sockets \odot 8-10-11-12-13-14-15-16-17-18- 19-20-21-22-23-24-26-27-28-30-32 mm	920A	M100
1 adaptor, 1/2" female and 3/8" male drives 125 mm	920/15	M100
1 1/2" drive universal joint 250 mm	920/25	M100
1 1/2" wobble extension bar 125 mm	920AN/125	M100
1 1/2" wobble extension bar 250 mm	920AN/250	M100
1 1/2" drive sliding T-handle 305 mm	920/42	M100
1 1/2" drive reversible ratchet \oplus	920/55	M100
8 1/2" sockets for Torx® head screws \odot 10-12-14-16-18-20-22-24 mm	920FTX	M100
11 hexagon hand sockets \odot 10-12-13-14-15-16-17-18-19-21-22 mm	920AL	M100
1 circlip pliers straight, internal \odot 180 mm	1032	M129
1 circlip pliers bent, internal \odot 170 mm	1034	M129
1 circlip pliers straight, external \bullet 175 mm	1036	M129
1 circlip pliers bent, external \bullet 175 mm	1038	M129
1 circlip pliers bent, external \bullet 175 mm	1048N	M129
1 self - locking pliers 240 mm	1052	M129
1 Diagonal cutting nippers \nless 160 mm	1082BM	M129
1 construction worker's pincers 220 mm	1098	M129
1 tin snips 250 mm	1112	M129
1 electrician's scissors, straight blades	1128BM	M129
1 half-round needle nose pliers \equiv 180 mm	1150BM	M129
1 Extra-long needle nose pliers \bullet 160 mm	1166BM	M129
1 Extra-long bent needle nose pliers \bullet 160 mm	1168BM	M129
6 screwdriver for slotted head screws \bullet 2,5x50-3x75-4x100-5,5x125- 6,5x150-8x200 mm	1201E	M213


SOFT
MODULE
SYSTEM



M01



M30




M213



M230



M129



M100

- | | | |
|---|-------------|------|
| 1 screwdriver for slotted head screws, extra-short series \bullet 4x30 mm | 1201EN | M213 |
| 4 screwdriver for cross head Phillips® screws \oplus PH0,60-PH1x80-
PH2x100-PH3x150 mm | 1202E | M213 |
| 1 screwdriver for cross head Phillips® screws, extra-short series
\oplus PH1x30 mm | 1202EN | M213 |
| 12 screwdrivers for Torx® head screws, with handles \odot T6-T7-T8-T9-T10-
T15-T20-T25-T27-T30-T40-T45 | 1207E/TX | M213 |
| 1 mains testing screwdriver \bullet | 1253 | M213 |
| 3 drift punches 2-3-4 mm | 30 | M230 |
| 6 pin punches 2-3-4-5-6-8 | 31 | M230 |
| 1 centre punch \odot 4 mm | 32 | M230 |
| 1 flat chisels 150 mm | 34 | M230 |
| 2 flat chisels, ribbed type 200-250 mm | 35 | M230 |
| 1 cape chisels, standard type 125 mm | 36 | M230 |
| 1 engineer's hammer 500 g | 1370 | M230 |
| 1 soft face hammer \odot 35 mm | 1390 | M230 |
| 1 measuring tape 3 m | 1692 | M230 |
| 1 telescopic magnet with flexible head | 1712TF | M230 |
| 1 second-cut square files 200 mm | 1719BMA...Q | M230 |
| 1 second-cut triangular files 200 mm | 1719BMA...T | M230 |
| 1 second-cut flat files 200 mm | 1719BMA...P | M230 |
| 1 second-cut half-round files 200 mm | 1719BMA...M | M230 |
| 1 second-cut round files 200 mm | 1719BMA...R | M230 |
| 1 steel wire brush | 1737NX | M230 |
| 1 snap - off blade utility knife 18 mm | 1771 | M230 |




Assortment of 102 tools in ABS

Quantity/Description	Beta N.	TR
21 combination wrenches 6-7-8-9-10-11-12-13-14-15-16-17 18-19-20-21-22-24-27-30-32 mm	42	T05
8 double open end wrenches 6x7-8x9-10x11-12x13-14x15 16x17-18x19-20x22 mm	55	+T06 T33
9 offset hexagon key wrenches \odot 1,5+10 mm	96/SC9	T33
6 offset hexagon key wrenches \odot 2-2,5-3-4-5-6 mm	96T	T52
8 T - handle wrenches with swivelling socket \odot 7-8-10-12-13-14-17-19 mm	952	T63
19 1/2" square drive hexagon sockets \odot 10-11-12-13-14-15-16-17-18-19 20-21-22-23-24-26-27-30-32 mm	920A	T83
1 1/2" drive extension bar 125 mm	920/21	T83
1 1/2" drive extension bar 255 mm	920/22	T83
1 1/2" drive universal joint	920/25	T83
1 1/2" drive sliding T-handle 305 mm	920/42	T83
1 1/2" drive reversible ratchet \oplus	920/55	T83
1 heavy-duty diagonal cutting nippers \nless 160 mm	1084BM	T137
1 half-round needle nose pliers \equiv 180 mm	1150BM	T137
1 extra-long needle nose pliers \bullet 160 mm	1166BM	T137
1 circlip pliers straight, internal \odot 180 mm	1032	T145
1 circlip pliers bent, internal \odot 170 mm	1034	T145
1 circlip pliers straight, external \bullet 175 mm	1036	T145
1 circlip pliers bent, external \bullet 175 mm	1038	T145
1 self - locking pliers 240 mm	1052	T153
1 slip joint pliers boxed joints 250 mm	1048N	T153
7 screwdrivers for cross head Phillips® screws \bullet 2,5x50 -3x75 - 3,5x100 - 4x125 -5,5x100 - 5,5x150 - 6,5x150 mm	1260	T199
6 screwdrivers for cross head Phillips® screws \oplus PH0x60 - PH0x100 - PH1x80 - PH1x120 - PH2x100 - PH2x150 mm	1262	T202
2 flat chisels, ribbed type 100-200 mm	35	T234
1 engineer's hammer 300 g	1370	T234
1 soft face hammer \odot 35 mm	1390	T234
1 empty thermoformed tray		VP5



Recommended with: RSC23T - RSC24 - RSC24A - RSC24AXL - RSC24L/7- RSC24L-CAB - C37 - C39 - C39SM - C39MD - RSC28 - C59 - RSC55



T199



T145

T153

T137

T234



T52

T33

T05

T06



T63

VP5

024500001 M01



22

4,5 kg

42 6-7-8-9-10-11-12-13-14-15-16-17-18
19-20-21-22-24-27-30-32-36 mm

024500030 M30

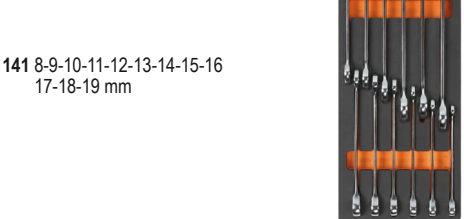


31

4,2 kg

55 6x7-8x9-10x11-12x13-14x15-16x17-18x19-20x22-21x23-24x27-30x32 mm
90 6x7-8x9-10x11-12x13-14x15-16x17-18x19-20x22-21x23-24x27-30x32 mm
96BPC/SC9 1,5-2-2,5-3-4-5-6-8-10 mm

024500044 M44



12

1,3 kg

141 8-9-10-11-12-13-14-15-16
17-18-19 mm

024500060 M60



23


1,9 kg

○ 96T 2-2,5-3-4-5-6-7-8-10 mm
○ 97BTX/SC8 T9-T10-T15-T20-T25-T27-T30-T40 mm
○ 944BX 5-6-7-8-10-13 mm

SOFT
MODULE
SYSTEM



024500063 M63




8

3,4 kg

○ 952 7-8-10-12-13-14-17-19 mm

024500100 M100

1/4" 12"



98

6,7 kg

895/1 - 895/3 - 895/6

○ 900 4-4,5-5-5,5-6-7-8-9-10-11-12-13-14 mm
○ 900L 5-6-7-8-9-10-11-12-13 mm
○ 900ME 3-4-5-6-7 mm
● 900LP 0,8x4-1x5,5-1,2x6,5-1,2x8 mm
⊕ 900PH PH1-PH2-PH3-PH4
⊕ 900TX T10-T15-T20-T25-T27-T30-T40
900/20 50 mm - 900/20L 100 mm
900/21 150 mm
900/25
900BG/30
900/42

⊕ 900/55

○ 920A 8-10-11-12-13-14-15-16-17-18-19-20-21-22-23-24-26-27-28-30-32 mm
920/15 - 920/25
920AN/125 125 mm
920AN/250 250 mm
920/42
⊕ 920/55
○ 920FTX 10-12-14-16-18-20-22-24 mm
○ 920AL 10-12-13-14-15-16-17-18-19-21-22 mm

024500871 M105 14" 38" 12"



116

7,7 kg

- 900 4-4,5-5-5,5-6-7-8-9-10
11-12-13-14 mm
- 900L 5-6-7-8-9-10-11-12-13 mm
- 96BPC/SC9 1,5-2-2,5-3-4-5-6-8-10 mm
895/1 - 895/3 - 895/6
- 900ME 3-4-5-6-7 mm
- 900LP 0,8x4-1x5,5-1,2x6,5-2x8 mm
- 900PH PH1-PH2-PH3-PH4
- 900TX T10-T15-T20-T25-T27-T30-T40
- 900/16 □ 1/4 - ■ 3/8
- 900/... 50-100-150 mm
- 900/25 - 900BG/30 - 900/42
- ⊗ 900/55
- 910A 6-7-8-9-10-11-12-13-14-15-16-17-18-19-20-21-22 mm
- 910/15 □ 3/8 - ■ 1/4
- 910/16 □ 3/8 - ■ 1/2
- 910/21 125 mm
- 910/22 250 mm
- 910/25 - 910/42
- ⊗ 910/55
- 920A 8-10-11-12-13-14-15-16-17-18-19-20-21-22-23-24-26-27-28-30-32 mm
- 920/15 □ 1/2 - ■ 3/8
- 920/25 125 - 250 mm
- 920AN 125 - 250 mm
- 920/42
- ⊗ 920/55
- 956E 16-17-8-20,8 mm

024500120 M120 12"



75

6,9 kg

- 920A 10-11-12-13-14-15-16-17-18-19-20-21-22-24-26-27-30-32 mm
- 920AN/125 125 mm
- 920AN/250 250 mm
- 920/25 - 920/42
- 920AL 10-12-13-14-15-16-17-18-19-22-24-27-30-32 mm
- 920FTX 10-12-14-16-18-20-22-24 mm
- ⊗ 920/55
- 920PE 5-5L-6-6L-7-7L-8-8L-10-10L-12-12L-14-14L
- 920TX T20-T25-T27-T30-T40-T45-T50-T55-T60-T20L-T25L-T27L-T30L-T40L-T45L-T50L

024500129 M129



13

3,4 kg

- 1032 180 mm
- 1034 170 mm
- 1036 175 mm
- 1038 175 mm
- 1048N 250 mm
- 1052 240 mm
- 1082BM 160 mm
- 1098 220 mm
- 1112 250 mm
- 1128BM
- 1150BM 180 mm
- 1166BM 160 mm
- 1168BM 160 mm

024500133 M133



3

650 g

- 1082G 160 mm
- 1150G 180 mm
- 1166G 160 mm

024500134 M134



3

750 g

- 1082GBM 160 mm
- 1150GBM 180 mm
- 1166GBM 160 mm

024500115 M115 12"



54

7,8 kg

- ⊗ 666N 40÷200 Nm
- 920A 13-14-15-16-17-18-19-20-21-22-24-26-27-30-32 mm
- 920FTX 12-14-16-18-20-22-24 mm
- 920PE 6-7-8-8L-10-10L-12-12L-14-14L
- 920TX T20-T25-T27-T30-T40-T45-T50-T55-T60-T20L-T25L-T27L-T30L-T40L-T45L-T50L
- 920/21 125 mm
- 920/22 255 mm
- 920/25 305 mm
- 920/42
- ⊗ 920/55

024500128 M128 12"



50

8,9 kg

- 720 10-11-12-13-14-15-16-17-18-19-21-22-24-27-30-32 mm
- 720L 11-12-13-14-15-16-17-18-19-21-22-24-27-30-32 mm
- 720TX T30-T40-T45-T50-T55
- 720ME 5-6-8-10-12-14-17-19 mm
- 720LC 17-19-21 mm
- 720/21 125 mm
- 720/25

024500162 M162




8

- 1241 5,5x100-6,5x125-8x150-10x200 mm
- 1242 PH1x100-PH2x100-PH3x150-PH4x200 mm

1,4 kg

024500195 M195




25

- 1260 2,5x50-3x75-4x100-5,5x125-6,5x150-8x200 mm
- 1260N 4x30 mm
- 1262 PH0x60-PH1x80-PH2x100-PH3x150 mm
- 1262 PH1X30 mm
- 1267TX T6-T7-T8-T9-T10-T15-T20-T25-T27-T30-T40-T45
- 1253 3,5x100 mm

2,3 kg

024500213 M213



25

- 1201E 2,5x50-3x75-4x100-5,5x125-6,5x150-8x200 mm
- 1201EN 4x30 mm
- 1202E PH0x60-PH1x80-PH2x100-PH3x150 mm
- 1202EN PH1X30 mm
- 1207E/TX T6-T7-T8-T9-T10-T15-T20-T25-T27-T30-T40-T45
- 1253

1,8 kg

024500230 M230



25

- 30 Ø 2-3-4 mm
- 31 Ø 2-3-4-5-6-8 mm
- 32 Ø 4 mm
- 34 150 mm
- 35 200-250 mm
- 36 125 mm
- 1370 500 g
- 1390 Ø 35 mm
- 1692 3 m
- 1712
- 1719BMA/Q 200 mm
- ▲ 1719BMA/T 200 mm
- 1719BMA/P 200 mm
- ▶ 1719BMA/M 200 mm
- 1719BMA/R 200 mm
- 1737
- 1771 18 mm

3,2 kg

024240001 T01



17

- 42 6-7-8-10-11-12-13-14-16-17-18-19-21-22-24-27-30 mm

2,7 kg

024240005 T05



16

- 42 6-7-8-9-10-11-12-13-14-15-16-17-18-19-20-21 mm

1,5 kg

024240006 T06



5

- 42 22-24-27-30-32 mm

2,1 kg

024240031 T31



27

- 31 Ø 2-3-4-5-6 mm 32 Ø 4 mm
- 55 6x7-8x9-10x11-12x13-14x15-16x17-18x19-20x22-21x23-24x26-27x29-30x32 mm
- 96N/SC9 1,5÷10 mm

3 kg

024240040 T40



7

- 90 6x7-8x9-10x11-12x13-14x15-16x17-18x19 mm

810 g

024240045 T45



12

- 142 8-9-10-11-12-13-14-15-16-17-18-19 mm

1,3 kg

024240050 T50



11

- 96T 2-2,5-3-3,5-4-4,5-5-6-7-8-10 mm

1,3 kg

024240055 T55




6

- 97TTX T10-T15-T20-T25-T27-T30

330 g

024240063 T63



952 7-8-10-12-13-14-17-19 mm

3,8 kg

024240083 T83



920A 10-11-12-13-14-15-16-17-18-19-20-21-22-23-24-26-27-30-32 mm
920/21 125 mm 920/42 305 mm
920/22 255 mm 920/55 275 mm
920/25

3,6 kg

024240091 T91



900 4-4,5-5-5,5-6-7-8-9-10-11-12-13-14 mm
900ME 2,5-3-4-5-6-8 mm
900/20 50 mm 900/21 150 mm
900/25 - 900BG/30 - 900/42 - 900/55

560 g

024240092 T92



910A 6-7-8-9-10-11-12-13-14-15-16-17-18-19-20-21-22 mm
910/21 125 mm 910/42 210 mm
910/22 250 mm 910/55 200 mm
910/25

1,5 kg

024240124 T124



1082GBM 160 mm
1150GBM 180 mm
1166GBM 160 mm

640 g


024240137 T137



1084BM 160 mm
1150BM 180 mm
1166BM 160 mm

750 g

024240145 T145



1032 180 mm
1034 170 mm
1036 175 mm
1038 175 mm

640 g

024240153 T153



1048N 250 mm
1052 240 mm

1,1 kg

024240199 T199



1260 2,5x50 - 3x75 - 3,5x100
4x125 - 5,5x100 - 5,5x150 - 6,5x150 mm

490 g

024240202 T202



1262 PH0x60 - PH0x100 - PH1x80
PH1x120 - PH2x100 - PH2x150 mm

490 g

024240205 T205



1267TX T6-T7-T8-T9-T10-T15-T20

460 g

024240211 T211



1201E 2,5x50-3x75-3,5x100
4x125-5,5x100-5,5x150-6,5x150 mm

490 g

024240213 T213



1202E PH0x60-PH1x80
PH1x120-PH2x100
PH2x150-PH3x150 mm

490 g

024240234 T234



35 100-200 mm
1370 300 g
1390 35 mm

1,3 kg

024240236 T236



1719BMA/Q 200 mm
1719BMA/T 200 mm
1719BMA/P 200 mm
1719BMA/M 200 mm
1719BMA/R 200 mm

870 g

024240239 T239



31BM 2-3-4-5-6-8 mm
32 4 mm

850 g

099000010

C99

BETA COMBO comprehensive modular system

System comprising:

- Aluminium folding tool trolley with telescopic handle C99P (485x520x1195 mm)
- ABS wall tool case C99V1 (445x358x152 mm)
- ABS wall tool case C99V2 (445x358x254 mm)
- ABS wall tool case with 2 portable tote trays C99V3/2C (445x358x322 mm)



099000010

C99P

Folding tool trolley, made of aluminium

- Ultracompact folding tool trolley, made of anodized aluminium
- Telescopic handle
- Dimensions when open: 485x520x1095 mm
- Dimensions when closed: 485x80x810 mm
- Dimensions of folding base: 485x350 mm
- Two puncture proof wheels, Ø 175 mm
- Supplied with strap



048000030

C48P

Folding tool trolley

- Loading platform made of reinforced polypropylene (PP), with non-slip coating and TPV inserts for corner protection
- Retractable handle for quick, compact storage
- Four non-marking castors, Ø 125 mm: 2 fixed and 2 steering with brakes
- Maximum capacity: 300 kg.
- Loading platform working width: 705 mm
- Loading platform depth: 480 mm
- Loading platform height: 200 mm

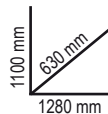


048000230

C48M

Electric platform cart, with panels

- Motorized platform, with 24V - 400W motor with 2x12V 33Ah battery supply and Curtis control card.
- Loading floor made from sturdy steel, coated with non-slip rubber, with round tubular panels preventing objects from falling during transport.
- The panels can be removed, to cater to individual transportation requirements.
- Fitted with 2 pneumatic traction wheels (Ø 260 mm) and 2 swivelling rubber wheels (Ø 150mm), electromagnetic brake and differential gear.
- Supplied with an external battery charger, 220V/50Hz - V/A 24/12e.



FUNCTIONAL SPECIFICATIONS

- Carrying capacity: **400 kg**
- Driving speed: **4-6 km/h** (adjustable)
- Battery life: **4 hours**
- Maximum permitted slope with a full load: **6%**
- Maximum permitted slope with 100 kg load: **18%**

TECHNICAL SPECIFICATIONS

- Overall dimensions: 1280x630x1100h mm
- Useful dimensions of loading platform with panels: 1180x580 mm
- Useful dimensions of loading platform without panels: 1260x620 mm
- Height of loading platform from floor: 320 mm
- Height of battery compartment from floor: 65 mm
- Weight with batteries: 140 kg

SAFETY DEVICES:

- Electronic brake
- Buzzer
- Anti-crushing guard
- Battery charge indicator
- Curtis control cart

C59A

"Endurance" workbench with 1 cab with 6 drawers

NEW

- 6 drawers (588x367 mm) with ball bearing slides:
 - 4 drawers, 70 mm high
 - 1 drawer, 140 mm high
 - 1 drawer, 280 mm high
- Worktop made from multiply wood with holes for vice item 1599F/125 (to be ordered separately)
- Drawers protected by foamed rubber mats
- Hard-wearing nylon drawer front
- Roller cabs can accommodate thermoformed trays
- Front centralized safety lock
- Lower object shelf
- Can be fitted with paper roll holder (2400 RSC24/PC) and bottle holder (2400 RSC24/PF-), to be ordered separately.



Ral 2011	Ral 7016	Ral 3000
059000011	059000031	059000051



n°		Max
4	70 mm	25 kg
1	140 mm	30 kg
1	280 mm	35 kg



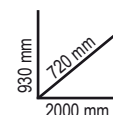
C56B

Workbench with wood top

- Multi-ply wood worktop with holes for a vice (1599F/125, to be ordered separately)
- Steel frame with 4 supporting legs
- Lower object shelf
- Can be fixed to floor



Ral 2011	Ral 7016	Ral 3000
056000401	056000402	056000403



54,5 kg

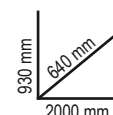
C56

Workbench

- Worktop made of painted sheet metal with external edge
- Steel frame with 6 supporting legs
- Two drawers with lock
- Can be fixed to floor



Ral 2011	Ral 7016	Ral 3000
056000201	056000202	056000203



82 kg

056000021

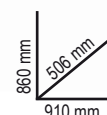
C56PL 0

Folding workbench lightweight reliable

- Lightweight, easy to carry.
- Worktop (800x500mm) made of galvanized sheet iron, for use on one side, protected by an anti-oil and anti-petrol rubber cover.
- Handle with rubber cover, for easy transportation.
- An additional sturdy, reliable worktop, always within reach



**EVEN LIGHTER!
ONLY 18.5 KG**



18,5 kg

C51

Trolley

- 3 tops covered in antislip ribbed rubber
- Two fixing options for central worktop
- Four castors Ø 100 mm:
2 fixed and 2 steering (1 with brake)



Ral 2011	Ral 7016	Ral 3000
051000001	051000002	051000003

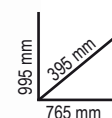
C27S

Folding tool trolley for outdoor jobs

- 2 drawers, 588x277 mm, with ball bearing slides, for two-way opening
- Large lower object compartment, 588x277x220 mm
- Sheet metal frame
- 2 fixed castors, Ø 160 mm, and 2 steering castors with brake, Ø 100 mm
- Thermoplastic worktop with 6 built-in tool trays
- Centralized lock
- Can accommodate drawer partitions and MC foam tool trays



- Folding tool trolley. Its unique patented design guarantees an effortless transport



n°	Max
2	70 mm 20 kg



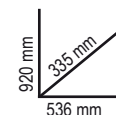
Ral 2011	Ral 7016	Ral 3000
027000201	027000202	027000203

C41H

Two-module tool trolley

- Sheet metal frame and plastic tops, synonymous with remarkable sturdiness and reduced weight
- 2 detachable modules:
 - 1 upper tool box,
 - 1 module with 2 drawers 95 mm in height,
 - 1 pull-out case made of plastic, 66 mm high,
 - and 1 drawer 295 mm in height
- Oversized castors (160 mm), built into frame for easy transport - for example, on steps
- Side centralized lock for closing drawers of lower module
- Drawers with ball bearing slides and double closing hook
- Telescopic aluminium handle
- Small tool holder built into upper tool box
- Lower drawer with double ballbearing slide


	041000002		041000021
	041000024		041000006
	041000012		041000008
	041000010		041000005



021200002

C20L

Five-section cantilever tool box, made from sheet metal, empty



550x200x210 mm



021203001

C20TSS

Five-section cantilever tool box, made of AISI 304 stainless steel

can be used in critical environments - that is, in areas where the minimum contamination level is not permitted
- is resistant to rust and the main acids,
and can be autoclave **sterilized at 121 °C**.



450x200x210 mm



021170500

CP17

Tool box, made of stainless steel and plastic, removable tote-tray, empty



500x200x220 mm



021150201

CP15

Tool box, made from plastic, removable tote-tray and tool trays, empty

- 2 removable tool trays built into cover with adjustable partitions
- 1 interior tote-tray with adjustable partitions
- Carrying capacity: 30 kg



445x240x250 mm



020290000

2029/VV

Tool case, made of thick polypropylene, aluminium edged, empty

- 2 tool panels
- Bottom with removable and adjustable partitions
- Supplied with shoulder strap
- 2 keyed locks

480x227x408 mm



6,1 kg



020360000

2036/TV

Tool trolley, made of thick polypropylene, aluminium edged, empty

- 2 tool panels
- Telescopic handle
- Ball bearing castors

480x267x408 mm



7,5 kg

020330250

2033L/VV

Tool case, made from aluminium, empty

- Highly shock resistant
- Nonscratch finish
- Ergonomic handle with rubber grip
- Double closure with combination
- 2 tool panels with elastic bands
- Interior bottom with removable partitions



470x203x373 mm

4,8 kg



020800000

2080/V12

Organizer tool case with 12 removable tote-trays

Removable, folding clear tote-trays, for immediate recognition of contents



1,8 kg

300x330x145 mm



021030000

C3

Mini tool bag, made from technical fabric

- 1 exterior front pocket with zip closure
- 2 side pockets with tote trays
- 1 convenient rear pocket with Velcro closure
- 1 removable interior tool panel, with elastic bands on both sides
- Complete with shoulder strap

890 g



230x110x320 mm



USB interface for charging mobile devices

**A MINI TOOL BAG
TO ALWAYS
BRING WITH YOU!**



021050000

C5

Rucksack, empty

- Removable interior tool panel
- Six exterior pockets and two interior pockets
- Waterproof plastic base
- Double safety lace for fixing rucksack to shoulders
- Ergonomic padded back



400x200x500 mm

2,5 kg

021050100

C5S

Tool rucksack, made of hard-wearing polyester

- Double handle on top centre of rucksack for firm, balanced hold
- Two large front pockets
- Two capacious interior pockets
- 2 Velcro tool straps
- Handy roll-up interior bag, composed of 4 tool panels
- Adjustable reinforced shoulder straps
- Maximum carrying capacity: 15 kg



TWO LARGE FRONT POCKETS

310x120x390 mm

900 g

021060010

C6T

Rucksack with castors, empty

- Telescopic handle for easy transport
- Built-in castors with practical dustproof cover for use as a rucksack
- Two removable tool panels
- Interior PC pocket and five exterior pockets
- Waterproof plastic base



360x200x480 mm

4,5 kg

021080300

C8B

Tool trolley made from technical fabric, for electricians

- Hard frame
- Telescopic carrying handle
- 4 castors
- 1 removable interior tool panel
- Front pocket with badge holder
- Double bottom complete with tote tray
- 2 exterior side pockets
- 2 wire puller hooks
- Tilting handle for easier access to tools
- Can be padlocked (padlock not included)



IDEAL FOR ELECTRICIANS

4,7 kg

380x250x430 mm



Box, empty

- Hard frame
- Double bottom.
- Tilting handle for easier access to tools
- Elastic tool bands and interior and exterior pockets
- Cover
- Tool tray included in double bottom
- Can be used with trolley C8



(C10S - 420 mm) (C10 - 520 mm)

021100001

C10S

420x220x250 mm

2,3 kg

021100000

C10

520x220x250 mm

3,3 kg

021110000
C11

Box, empty

- Hard water resistant plastic base
- Elastic tool bands and interior and exterior tool pockets
- Document holders built into double bottom of cover



2 kg

410x230x250 mm

020050065
2005MPU/E

Tool pouch with assortment of 5 tools



155x285x80 mm

Quantity/Description

1 electrician's scissors, straight blades	Beta N. 1128BMX
1 half-round needle nose pliers 180 mm	1150BM
2 screwdriver for slotted head screws 3,5x100 - 4x100 mm	1201E
1 screwdriver for cross head Phillips® screws PH1x80 mm	1202E

020050035
2005PA/ET

Tool pouch with assortment of 8 tools for electrotechnical maintenance

1000 V



260x250x190 mm

Quantity/Description

1 diagonal cutting nippers 1000V 160 mm	Beta N. 1082MQ
1 electrician's scissors, straight blades	1128BMX
1 mains testing screwdriver	1253
2 PH1x80 - PH2x100	1272MQF
2 3,5x100 - 4,5x100	1274MQF
1 PVC electrical tape	1639ESB

020010157
2001/BZ27 VU

Folding tool case with assortment of 27 tools, for universal use



380x290x60 mm



Quantity/Description

1 electrician's scissors, straight blades	Beta N. 1128BMX
1 half-round needle nose pliers 180 mm	1150
6 combination wrenches 7-8-10-13-17-19 mm	42
3 screwdriver for slotted head screws 3x75 - 4x100 - 5,5x150 mm	1201E
3 screwdriver for cross head Phillips® screws PH0x60 - PH1x80 - PH2x100 mm	1202E
9 offset hexagon key wrenches 1,5-2-2,5-3-4-5-6-8-10 mm	96/SC9
1 engineer's hammer 300 g	1370
1 Slip joint pliers boxed joints 250 mm	1048N
1 measuring tape 5 m	1692/5
1 snap - off blade utility knife 18 mm	1771

020050040
2005PA/U

Tool pouch with assortment of 17 tools for universal use



260x250x190 mm

Quantity/Description

9 offset hexagon key wrenches	Beta N. 96/SC9
1 adjustable wrench 200 mm	111E
1 Slip joint pliers boxed joints 250 mm	1048N
1 electrician's scissors, straight blades	1128BMX
2 screwdriver for slotted head screws 4x100 - 5,5x125 mm	1201E
2 screwdriver for cross head Phillips® screws PH1x80 - PH2x100 mm	1202E
1 measuring tape 3 m	1692

42

A stylish, slim shape enhanced by a slender profile, lighter to the touch. The strength, resilience and ergonomic design of the Beta wrench reach even higher values, to provide users with the best possible tool. The manufacturing process is carried out in our factories in Sovico and Sulmona, on the basis of state-of-the-art automation technology and the best trained workers.

POWERFUL

Torque values more than doubled compared to the requirements to be satisfied under ISO 1711.



ERGONOMIC

The offset ring has a 15 degree angle to protect the hand. The shape is obtained from a die; it is not bent later.

STRENGTH

Remarkable strength: in case of improper use, the wrench buckles, without breaking suddenly and dangerously.



CAUTION!
The new shape of wrench 42 is perfectly compatible with all the containers and trays of our epoch-making wrench 42

000421078
42/SP15

Set of 15 combination wrenches

- with holder

6-7-8-9-10-11-12-13-
14-15-16-17-19-22-24 mm



000421087
42/SC9I

Set of 9 combination wrenches with compact support

- Compact, practical, easy-to-carry support
- Quickly identified wrench size
- Wrench safely locked in support

8-10-11-12-13-14-15-17-19 mm



000421070
42/S26

Set of 26 combination wrenches

6-7-8-9-10-11-12-13-14-15-16-17-18-19-20-21-
22-23-24-25-26-27-28-29-30-32 mm



26x

000550164
55/B12N

Set of 12 double open end wrenches in roll-up wallet made of durable polyester

6x7-8x9-10x11-12x13
14x15-16x17-18x19
20x22-21x23-24x26
25x28-30x32 mm



001420259
142SN/SC9

Set of 9 swivel end ratcheting combination wrenches, with compact support



8-10-11-12-13-14-15-17-19 mm

001420087
142/SC9I

Set of 9 reversible ratcheting combination wrenches, with compact support



8-10-11-12-13-14-15-17-19 mm

001410069
141/B9

Set of 9 ratcheting combination wrenches, straight series, in cloth wallet

8-10-11-12-13-14-15-17-19 mm




001920070
192/S2

Set of 2 reversible ratcheting offset bi-hex ring wrenches




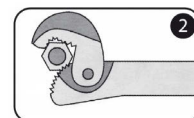
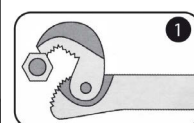

8 SIZES IN 2 WRENCHES



001860008
186 8-32

Self-locking wrench with automatic take-up device for hexagons, 8 to 32 mm

Ideal for hexagon, Spline, square and Torx® head screws, including damaged screws.



111E

Head angled at 15°, allowing hardly accessible spaces to be reached, as is the case with our iconic combination wrenches, "42"

THE NEW ADJUSTABLE WRENCHES WITH SCALES, BETA 111E allow differently sized nuts and bolts to be tightened and loosened through the sliding jaws, which can be adjusted through the central rolls.



Compact head with completely open jaw

NEW

Based on the new ergonomic properties, weight has been **reduced by 20%**

Hole on handle for hanging wrench

111E

Adjustable wrenches with scales, **chrome-plated**
• right-hand rotation of pin



	L mm	L "	A max mm		
111E 100	100	4	15	001110110	
111E 150	150	6	24	001110115	
111E 200	200	8	29	001110120	
111E 250	250	10	34	001110125	
111E 300	300	12	40	001110130	
111E 380	380	15	45	001110138	
111E 450	450	18	54	001110145	
111E 600	600	24	62	001110160	

111EN

Adjustable wrenches with scales, **phosphated**
• left-hand rotation of pin



	L mm	L "	A max mm		
111EN 100	100	4	15	001110410	
111EN 150	150	6	24	001110415	
111EN 200	200	8	29	001110420	
111EN 250	250	10	34	001110425	
111EN 300	300	12	40	001110430	
111EN 380	380	15	45	001110438	
111EN 450	450	18	54	001110445	

111ER

Reversible jaw adjustable wrenches with scales, **chrome-plated**
• right-hand rotation of pin



	L mm	L "	A max mm	Ø max mm		
111ER 200	200	6	29	3/4	001110520	
111ER 250	250	8	34	1	001110525	
111ER 300	300	10	40	1.1/4	001110530	

111CM

Wide opening adjustable wrenches, **chrome-plated**, short series
• right-hand rotation of pin



	L mm	L "	A max mm		
111CM 170	170	6	32	001110770	
111CM 220	220	8	38	001110722	
111CM 270	270	10	46	001110727	

000960374
96/SC9

Set of 9 offset hexagon key wrenches

Ø mm	L mm
1,5	45
2	50
2,5	57
3	64
4	72
5	83
6	94
8	105
10	119



COMPACT

000960354
96BPC/SC9

Set of 9 ball head offset hexagon key wrenches

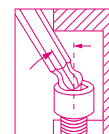
Ø mm	L mm
1,5	79
2	84
2,5	89
3	99
4	108
5	126
6	148
8	168
10	187



000970164
97BTX/SC8

Set of 8 ball head offset key wrenches, long model, for Torx® head screws

Ø mm	L mm
T9	62
T10	71
T15	81
T20	92
T25	94
T27	105
T30	114
T40	129



000961354
96LBP/SC9

Set of 9 ball head offset hexagon key wrenches

Ø mm	L mm
1,5	90
2	100
2,5	112
3	127
4	144
5	163
6	184
8	204
10	230



**EXTRA LONG
VERSION
+30%**

000970364
97BTXL/SC8

Set of 8 ball head offset key wrenches, long model, for Torx® head screws

Ø mm	L mm
T9	80
T10	86
T15	100
T20	110
T25	126
T27	140
T30	160
T40	176



**EXTRA LONG
VERSION
+25%**



000960946
96T/S5P

Set of 5 offset hexagon key wrenches with handles

Ø 2,5-3-4-5-6 mm



000970791
97TTX/S6

Set of 6 ball head offset key wrenches for Torx® head screws with handles

Ø T10-T15-T20-T25-T30-T40



009510687
951/S6

Set of 6 T-handle wrenches with three hexagon male ends

○ 2,5-3-4-5-6-8 mm



951

The Original One

When this wrench was launched, back in 1980, it was a revolution. Designed to work on high-resistance screws, it is the name for quick handling, accurate fit and flexible use.

The hexagon T handle can be adjusted as required.

The hexagon ends are designed to transmit the maximum possible torque to the screw.

The rod length allows remarkable torques to be effortlessly applied to the screws.

Ongoing production improvements have translated, for example, into sandblasted finishes and sharp-edged hexagon ends which allow a better fit onto any screws, including damaged ones. Laser marking results in a sturdier rod.


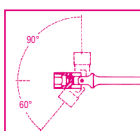
The Reliable One 952

Reliable, precise pre-positioning is the secret for the success of this wrench. The articulated joint maintains its function over the years, no adjustment being required. Socket rotation angle: 50°. Can be used at 90° in fixed position. Sliding T-handle, can be stopped in the required position throughout its length. Triple size marking on head.

009520079
952/D7

Set of 7 T-handle wrenches with swivelling hexagon sockets


○ 7-8-10-12-13-14-17 mm



000961619
96BP-CL/SC9

Set of 9 ball head offset key wrenches, coloured

○ mm	L mm
1,5	91
2	102
2,5	113
3	128
4	143
5	163
6	185
8	206
10	231




**EXTRA LONG
VERSION
+30%**



000971658
97BTX-C/SC8

Set of 8 coloured ball head offset key wrenches, for Torx® head screws

○ mm	L mm
T9	80
T10	86
T15	90
T20	95
T25	100
T27	105
T30	114
T40	124



001422087
142MC/SC9I

Set of 9 reversible ratcheting combination wrenches, coloured, with compact support

○ mm	L mm
8x8	136
10x10	159
11x11	168
12x12	174
13x13	180
14x14	190
15x15	200
17x17	233
19x19	248



ONE COLOUR,
ONE SIZE

COLOR CODE

ONE COLOUR,
ONE TIP STYLE

009002960 **900MC/C24** 1/4"

Assortment of 11 hexagon sockets,
13 coloured socket drivers and 6 accessories,
in metal case



1 kg

270x120x45 mm

	900MC	4-5-6-7-8-9-10-11-12-13-14 mm
	900MC/PH	PH1 - PH2 - PH3
	900MC/TX	T10-T15-T20-T25-T27-T30-T40
	900MC/LP	0,8x4 - 1,2x6,5 - 1,2x8 mm
	900/20	50 mm
	900/21	150 mm
	900/25	
	900BG/30	
	900/42	
	900/55	

009202964 **920MC/C14** 1/2"

14 coloured hexagon hand sockets
and 5 accessories, in metal case



4,2 kg

420x185x60 mm

	920MC	8-10-11-12-13-14-15-16-17-18-19-21-22-24 mm
	920/21	125 mm
	920/22	255 mm
	920/25	
	920/42	
	920/55	

1/4"

008600880 **860/C27**

25 bits, 1 connector and 1 reversible
ratchet in plastic case



- 860LP 0,5x3 - 1,0x5,5 - 1,2x6,5 mm
- 860PE 2-2,5-3-4-5-6 mm
- 860PH PH1-PH2(x2)-PH3
- 860TX T6-T8-T10-T15-T20-T25-T30-T40
- 860PZ PZ1 - PZ2(2x) - PZ3
- 860/55 100 mm
- 892/0

008600902 **860MIX/A31** 1/4"

Set of 30 bits with magnetic bit
holder in plastic case



- 860LP 0,5x3 - 0,6x4,5 - 0,8x5,5 - 1,0x5,5 - 1,2x6,5 mm
- 860PE 2-2,5-3-4-5-6-8-10 mm
- 860PH PH0 - PH1 - PH2 - PH3 - PH4
- 860RTX T9-T10-T15-T20-T25-T27-T30-T40
- 860PZ PZ1 - PZ2 - PZ3 - PZ4
- 882MSR/50 1/4 1/4

012570210 **1257LPH/S8** 1/4"

Set of 8 micro-screwdrivers for slotted
head screws and Phillips®
screw in hard case



- 1257PH PH00-PH0-PH1
- 1257LP 0,4x2-0,4x2,5-0,5x3 - 0,6x3,5-0,8x4 mm

180x120x50 mm

012632008 **1263MC/D8** 1/4"

Set of 8 coloured screwdrivers

- 1260 2,5x50-3x75-4x100-5,5x125 - 6,5x150 mm
- 1262 PH0x60-PH1x80 - PH2x100 mm



Beta Evox-E

THE FUNCTIONAL, ERGONOMIC BETA EVOX SCREWDRIVER IS ALSO ELECTRICAL NOW!



Life: you can tighten up in up to 1,000 screws with one charging cycle

Available from May

Convenience: the reduced dimensions and front LEDs make it perfect for use in small, poorly lit spaces.

Versatility: this item caters to all needs; it is supplied with a belt case, complete with 6 50-mm bits with mixed heads. In addition, it can be used with all bits with 1/4" hexagon drives.

Flawless grip: it fits your hand and allows a firm, comfortable hold, during both electrical and manual operation, resulting in reduced hand and wrist fatigue.

BITS INCLUDED:



1/4"

Technical data:

- 3.7V 2300mAh lithium battery
- Maximum torque in electric mode: 1.2 Nm
- Over 1,000 screw fastenings at 1.2 Nm per charging cycle
- Speed: 250 rpm
- Outstanding static resistance (up to 12 Nm, manual tightening)
- Outstanding mechanical resistance
- 1/4" magnetic bit holder
- Compatible with all standardized bits
- Rechargeable via USB-C cable (included)
- USB-C port protected with screw cap
- Front ring LEDs for improved visibility of working area
- When charging, steady LEDs indicate that charging is complete
- Ergonomic nylon handle inspired by Evox screwdriver
- Built-in and sealed operation buttons
- Convenient belt pouch with bit pockets (6 mixed bits included)

NEW

012100701
1210E/GE

Evox-E electric screwdriver



6x

012110701
1211E/GE

Evox-E electric screwdriver

△1000 V



6x



012031018
1203E/D8P

Set of 8 screwdrivers

1201E 2,5x50-3x75-4x100-5,5x100
6,5x150 mm
1202E PH0x60-PH1x80-PH2x100 mm

012031019
1203E/D10N

Set of 10 screwdrivers

1201E 2,5x50-3x75-4x100-5,5x150-6,5x150 mm
1202E PH0x60-PH1x80-PH2x100 mm
1201E/N 4x30 mm
1202E/N PH1x30 mm

012071207
1207E/TX-D7

Set of 7 screwdrivers

1207E/TX T6-T8-T10-T15
T20-T25-T30



**THE EVOLUTION OF
THE SCREWDRIVER!**



012630008
1263/D8

Set of 8 screwdrivers

1260 2,5x50-3x75-4x100-5,5x125
6,5x150 mm
1262 PH0x60-PH1x80-PH2x100 mm

012630010
1263/D10

Set of 10 screwdrivers

1260 3x75-3,5x100-4x125-5,5x150-6,5x150 mm
1262 PH0x60-PH1x80-PH2x100 mm
1260N 4x30 mm
1262N PH1x30 mm

012670307
1267TX/D7

Set of 7 screwdrivers

1267TX T6-T8-T10-T15-T20-T25-T30



012930401
1293/D6

Set of 6 screwdrivers

1290 3,5x75-5,5x150-6,5x150 mm
1292 PH0x60-PH1x80-PH2x100 mm



012930408
1293INOX/D8

Set of 8 screwdrivers
made of stainless steel

1290INOX 2,5x50-3x75-4x100
5,5x150-6,5x150 mm
1292INOX PH0x60-PH1x80-PH2x100 mm



012430016
1243LP/D6

Set of 6 screwdrivers with
steel heads, for slotted head
screws

1241 5,5x100 - 6,5x125 - 8x150 -
10x175 - 12x200 - 14x250 mm



NEW



008670901

867/C52



**52 hexagon bits,
10 mm and 2 accessories**

	867PE	○ 4-5-6-7-8-10-12 mm
	867PE/L	○ 4-5-6-7-8-10-12 mm
	867XZN	○ M5-M6-M8-M10-M12
	867XZN/L	○ M5-M6-M8-M10-M12
	867TX	⊕ T20-T25-T30-T40-T45-T50-T55
	867TX/L	⊕ T20-T25-T30-T40-T45-T50-T55
	867RTX	⊕ T20-T25-T30-T40-T45-T50-T55
	867RTX/L	⊕ T20-T25-T30-T40-T45-T50-T55
	867/1	○ 10 mm - □ 3/8"
	867/2	○ 10 mm - □ 1/2"

250x170x70 mm



2,1 kg

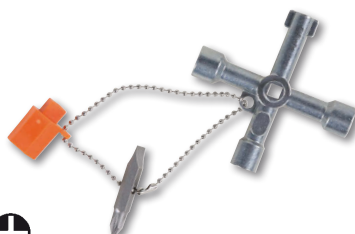
016000008

1600Q 8



Four-way wrench for control panel operators

Wrench for use for maintenance jobs in countless industries, e.g. electronics, hydraulics, ventilation and gas.



Wrench for maintenance in numerous sectors, including electrical industry, plumbing, ventilation and gas.

016000010

1600Q 10

Eight-way wrench, with articulated joint, for control panel operators

- Eight-way wrench, can be rotated to easily select the head to use.
- Magnetic articulated joint for increased force.
- 1/4" male drive for use of sockets.




1/4"

009000882

900/55Z

**1/4" drive reversible ratchet,
72 tooth mechanism**

**15 TEETH
IN CONTACT**



L mm	Ø mm	A mm	■
126	25	23	1/4"

**MORE COMPACT
RATCHET HEAD**



72

Reversible ratchet

	L mm	Ø mm	A mm	■	
910/55	200	30	33	3/8"	009100882
920/55	275	40	43	1/2"	009200882



008620950

862F/A7



**Set of 7 magnetic bits,
hexagon sockets,
in plastic case**



862F ○ 5,5-6-7-8-10-12-13 mm

7x



012560100

1256/C36-2

**Bi-material microscrewdriver with 36
interchangeable 4-mm bits and magnetic
extension**

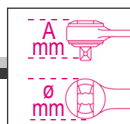
200 g



38x

130x60x35 mm

	1256TX	⊕ T3-T4-T5-T6-T7-T8-T9-T10-T15
	1256RTX	⊕ T6-T7-T8-T9-T10
	1256LP	● 0,8-1,2-1,5-1,8-2,2-2,5-3-3,5-4 mm
	1256PE	○ 0,7-0,9-1,3-1,5-2 mm
	1256PH	⊕ PH000-PH00-PH0-PH1
	1256PZ	⊕ PZ000-PZ00-PZ0-PZ1
	1256/20	
	1256/30	





**"BETA MINI" TOOL CASE
IS COMPACT AND
EASY TO CARRY**



**FUNCTIONAL, BITS ARE EASY TO
TAKE OUT AND PUT IN**



009000947
900/C39N **1/4"** **1/4"**

**Assortment of 11 hexagon sockets, 21
bits and 7 accessories, in plastic case**



150x97x53 mm

	900	5-5,5-6-7-8-9-10-11-12-13-14 mm	11
	900/20	50 mm	1
	900/20L	100 mm	1
	900/25		1
	900BG/30C	128 mm	1
	892/0	1/4" - 1/2"	1
	895/1	1/4" - 1/2"	1
	861LP	0,6x4,5-1,2x6,5-1,2x8 mm	3
	861PH	PH1-PH2-PH3	3
	861PZ	PZ1-PZ2-PZ3	3
	861PE	2,5-3-4-5-6 mm	5
	861RTX	T10-T15-T20-T25-T27-T30-T40	7
	900/55Z	126 mm	1

009001947
900/C39U **1/4"** **1/4"**

**Assortment of 11 gear lock sockets, 21
bits and 7 accessories**



150x97x53 mm



	900U	mm 5-5,5-6-7-8-9-10-11-12-13-14 mm " 13/64-7/32-1/4-9/32-5/16-11/32-3/8-7/16-15/32-1/2-9/16 XZN M6-M8-M10-M12-M14-M16-M18 TX E7-E8-E10-E12-E14-E16-E18	11
	900/20	50 mm	1
	900/20L	100 mm	1
	900/25		1
	900BG/30C	128 mm	1
	892/0	1/4" - 1/2"	1
	895/1	1/4" - 1/2"	1
	861LP	0,6x4,5-1,2x6,5-1,2x8 mm	3
	861PH	PH1-PH2-PH3	3
	861PZ	PZ1-PZ2-PZ3	3
	861PE	2,5-3-4-5-6 mm	5
	861RTX	T10-T15-T20-T25-T27-T30-T40	7
	900/55Z	126 mm	1

009000971
900/C11 **1/4"** **1/4"**

**11 hexagon sockets,
20 bits and 8 accessories,
in metal case**



1,2 kg

270x120x45 mm

	861LP	0,5x3-0,8x5,5-1x5,5-1,2x6,5 mm
	861PE	3-4-5-6-8 mm
	861PH	PH0-PH1-PH2-PH3
	861TX	T8-T10-T15-T20-T25-T30-T40
	895/1	1/4" - 1/2"
	900	5-5,5-6-7-8-9-10-11-12-13-14 mm
	900/16	1/4" - 1/2"
	900/20	50 mm
	900/21	150 mm
	900/25	
	900/42	
	900BG/30	
	900/55	

009020807
902A/C22

Assortment of 22 hexagon sockets
and 6 accessories, in metal case

14"		900	5-5,5-6-7-8-9-10-11-12-13 mm
		900/20	50 mm
		900/25	
		900/55	
12"		920A	10-13-14-15-17-18-19-22-24 27-30-32 mm
		920/21	125 mm
		920/25	
		920/55	

12" 14"

28x



3,5 kg

420x185x60 mm

Assortment of 16 hexagon sockets
and 5 accessories in foam tray,
in metal case

	910A	6-7-8-9-10-11-12-13-14-15-16-17- 18-19-21-22 mm
	910/21	125 mm
	910/22	250 mm
	910/25	
	910/42	210 mm

38"



21x

335x145x60 mm

009100936
910A/C16

Reversible ratchet
(910/55)



009100935
910A/C16HR

Reversible ratchet with
rotating handle (910/58)



Assortment of 17 hexagon sockets
and 5 accessories in foam tray,
in metal case

	920A	10-11-12-13-14-15-16-17-18-19 20-21-22-24-27-30-32 mm
	920/21	125 mm
	920/22	255 mm
	920/25	
	920/42	305 mm

12"



22x

420x185x60 mm

009200924
920A/C17M

Reversible ratchet
(920/55)



009200937
920A/C17MR

Reversible ratchet with
rotating handle (920/58)



009280955
928A/C12

Assortment of 12 hexagon hand sockets and 5
accessories, in metal case

	928A	22-24-27-30-32-34-36-38-41 46-50-55 mm
	928/21	200 mm
	928/22	380 mm
	928/25	
	928/42	450 mm
	928/55	

34"



17x

13 kg

530x220x80 mm

605E

14"

Click-type torque wrenches with reversible ratchets for right-hand and left-hand tightening torque accuracy: $\pm 6\%$

UNI EN 26789 ISO 6789



	Nm mm	kgfm	lbf.in	■	L (mm)	g		
605E/5	1÷5	0,1÷0,5	10÷45	1/4"	190	180	006050105	
605E/10	2÷10	0,2÷1,0	18÷90	1/4"	190	180	006050110	

666N

14" 38" 12"

Click-type torque wrenches with reversible ratchets, for right-hand tightening, torque accuracy: $\pm 3\%$

- Scale increased by 60% for improved visibility and setting accuracy
- Torque adjusting speed increased by 40%
- Red colour of o-ring indicates that wrench is unlocked and torque can be adjusted

- Handle and lens materials resistant to all chemical substances used in automotive sector, industry and aviation

UNI EN 26789 ISO 6789



	Nm mm	kgfm	lbf.in	■	L (mm)	g		
666N/2	5÷25	0,5÷2,5	4÷18	1/4"	220	300	006660002	
666N/2X	5÷25	0,5÷2,5	4÷18	3/8"	220	300	006660003	
666N/5	10÷50	1÷5	7÷37	3/8"	325	660	006660005	
666N/10	20÷100	2÷10	15÷75	3/8"	367	730	006660010	
666N/10X	20÷100	2÷10	15÷75	1/2"	367	800	006660011	
666N/20	40÷200	4÷20	30÷150	1/2"	465	1010	006660020	
666N/30	60÷300	6÷30	50÷220	1/2"	581	1380	006660030	



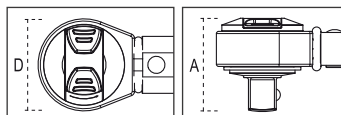
665

38" 12"

Mechanical torque wrench with digital setting and reversible ratchet, for right-hand tightening, torque accuracy $\pm 3\%$

- Auto power off after 30" when torque is set under minimum torque threshold
- Display will remain on with set torque value
- Torque setting to decimal digit
- Power supply: 1 battery 3V (included)

UNI EN 26789 ISO 6789



QUICK, ACCURATE DIGITAL TORQUE ADJUSTMENT

	Nm mm	■	D (mm)	A (mm)	L (mm)	g		
665/6	10÷60	3/8	30	33	335	655	006650006	
665/10	20÷100	3/8	30	33	375	725	006650010	
665/10X	20÷100	1/2	30	37	375	725	006650011	
665/20	40÷200	1/2	40	43	470	995	006650020	
665/30	60÷330	1/2	40	43	590	1260	006650030	

006650100
665/SW

Digital torque calibration device

Device allows calibration of wrenches item 665 with help of torque meters 680 and 682, without having to dismantle wrench. Fitted with a micro USB port, for firmware updates.





NEW

677/C800 UNI EN 26789 ISO 6789

677/C

3/4"

Break-back torque wrenches with push-through ratchets, for right-hand and left-hand tightening, torque accuracy: $\pm 4\%$ in case

The break-back torque wrench, Beta 677, is particularly suitable for heavy-duty use at high torques. The break-back mechanism informs the user that the set torque has been reached through the bending of the wrench at the joint by approximately 20° .

- Wrench composed of two parts: lever with ratchet and break-back system with torque adjustment



	Nm mm	kgfm	lbf.in	■	L (mm)	kg	
677/C600	120÷600	12÷60	100÷450	3/4"	1059	6,0	006770607
677/C800	200÷800	20÷80	150÷600	3/4"	1319	6,7	006770612
677/C1000	300÷1000	30÷100	200÷750	3/4"	1554	7,4	006770616

006100025
610/5 12"

Click-type torque wrenches with reversible ratchets, for right-hand tightening, with 5 preset values, torque accuracy: $\pm 4\%$

- **Selectable torque values:**
90 - 100 - 110 - 120 - 130 Nm
- Extremely quick torque selection
- When not in use, set torque to lowest value of torque wrench range

12"
UNI EN 26789 ISO 6789

L mm	A mm
490	39

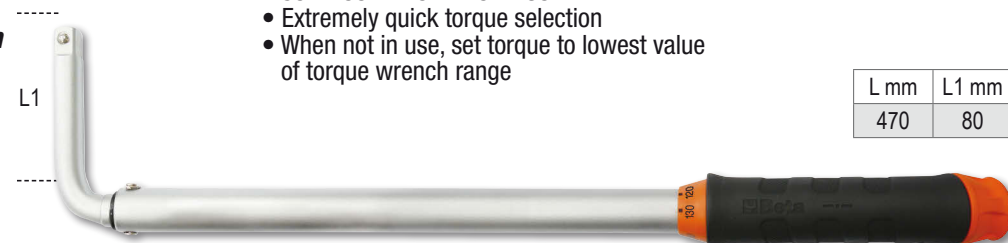


006100125
610L/5 12"

Click-type torque wrenches with L-shaped levers, for right-hand tightening, with 5 preset values, torque accuracy: $\pm 4\%$

- **Selectable torque values:**
90 - 100 - 110 - 120 - 130 Nm
- Extremely quick torque selection
- When not in use, set torque to lowest value of torque wrench range

L mm	L1 mm
470	80



006100150
610L/5L 12"

Click-type torque wrenches with L-shaped levers, for right-hand tightening, with 5 preset values, torque accuracy: $\pm 4\%$

- **Selectable torque values:**
120 - 140 - 160 - 180 - 200 Nm
- Extremely quick torque selection

NEW

L mm	L1 mm
470	80



IT SUPPORTS TIGHTENING OF MOST COMMERCIALLY AVAILABLE RIMS OF INDUSTRIAL VEHICLES AND SUVs.

THE DECENTRALIZED PIN ALLOWS THE FULCRUM TO BE CLOSER TO THE CUTTING POINT, THEREBY RESULTING IN AN IMPROVED LEVER EFFECT

011690133

1169BM/D3

Set of 1 combination pliers, 1 long needle nose pliers and 1 diagonal cutting nippers



011690273

1169GBM/D3

Set of 1 combination pliers, 1 long needle nose pliers and 1 diagonal cutting nippers, bi-material handles, industrial finishing



011690024

1169N/D4

Set of 1 heavy-duty combination pliers, 1 long needle nose pliers, 1 cutting nippers, chrome-plated, and 1 slip joint pliers with boxed joints, phosphated



010310000

1031/S4

Set of 4 circlip pliers



011500618

1150HPC

Heavy duty universal pliers with cutting edges made of sintered steel

- The decentralized pin allows the fulcrum to be closer to the cutting point, thereby resulting in an improved lever effect.
- Perfect alignment of the nose and the thin profile allow the pliers to be used in very small areas.
- The body of the pliers is made of a reliable molybdenum steel which has been heat treated in order to be flexible and resistant so as to guarantee a safe grip in any moment.

**ABSOLUTELY GROUNDBREAKING
REMARKABLE CUTTING
CAPACITY**

Shearing stress - static test =	-73%
Average life of cutting edges = (test ISO 5744)	+127%
Hardness of M2 steel cutting edges =	65HRC



PATENTED

1048N



Induction hardened
teeth for longer
durability

Wider head/handle
angle for improved
ergonomic handling

Extraordinary handling
and comfort thanks to the
large contact surface
of the handle

Main features:

- Triangular section grip for a more comfortable contact surface
- Tapered head allowing access to small spaces
- Case-hardened nail for improved wear resistance
- Phosphated finish
- Made from chrome-vanadium steel

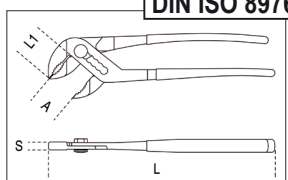
Poligrip pliers, boxed joints OUTSTANDING GRIP AND AMAZING HANDLING

New tooth geometry for
effective, **safe grip** on
hexagonal and cylindrical
profiles



Contrast retainer
preventing accidental
hand crushing

The handles coated with
innovative **slip-proof**
PVC ensure a secure
grip.



Up to 60 mm
for the
300 mm size



**UP TO EIGHT
ADJUSTMENT
OPTIONS**

1048N

**Slip joint pliers, slip-proof
PVC coated handles**

NEW



	L mm	A Max mm	L1 mm	S mm	g		
1048N 175	175	36	31	11	189	010480910	
1048N 250	250	46	38	13	354	010480915	
1048N 300	300	60	44	14,8	554	010480920	

010480923
1048N/D3
Set of 3 slip joint pliers

1048VN

**Slip joint pliers, boxed joints,
with orange lacquered finish**

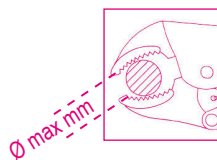


NEW

	L mm	A Max mm	L1 mm	S mm	g		
1048VN 175	175	36	31	11	189	010480111	
1048VN 250	250	46	38	13	354	010480116	
1048VN 300	300	60	44	14,8	554	010480121	

1052

Adjustable self-locking pliers,
concave jaws



	L mm	Ø Max mm	g		
1052/140	140	22	175	010520014	
1052/190	190	36	360	010520019	
1052/240	240	42	590	010520024	
1052/300	300	55	900	010520030	

010090060

1009L/DP-S2

Set of 2 extra-long, knurled
double swivel nose pliers

L 340 mm



004370550

437U/09

Assortment for repairing
damaged threads
in wooden case

M5X0,8
M6X1,0
M8X1,25
M10X1,5
M12X1,75

370x230x55 mm



004370003

437P

Thread dresser, for repairing internal
and external, right-hand and left-hand
threads

P 0,80-1,00-1,25-1,50-1,75-
2,00-2,50-3,00 mm



NEW

1599GI

Parallel bench vices with
interchangeable jaws

- With square guide for heavy-duty jobs
- Interchangeable jaws with hardened surface



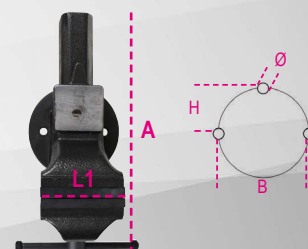
1599GR

Pairs of jaws
and spare screws
for vices 1599GI



1599GR 100	015990920	
1599GR 125	015990925	
1599GR 150	015990950	
1599GR 175	015990975	

	L1 mm	BxH mm	Ø mm	A max mm	
1599GI 100	100	92x46	11	125	015990200
1599GI 125	125	108x54	13	150	015990225
1599GI 150	150	125x62	13	200	015990250
1599GI 175	175	140x70	15	220	015990275



004120425
412/SP25

Twist drills with cylindrical shanks, short series, HSS, entirely ground glossy finishing

Ø 1÷13 x 0,5 mm

R ≤ 800 N/mm²
HV ≈ 750÷820
DIN 338



115x170x40 mm

004120469
412M/SP19

Set of 19 twist drills with cylindrical shanks, HSS, AISI M2, entirely ground finishing

- Self-centring
- High performance and cutting accuracy
- For drilling alloy steel, cast iron and metal in general

Ø 1÷10 x 0,5 mm

R ≤ 850 N/mm²
HV ≈ 820
DIN 338



115x170x40 mm

004150440
415C0/SP19A

Set of 19 twist drills with cylindrical shanks, HSS-CO 5%

- For drilling holes into STAINLESS steel, alloy steel, cast iron, mild steel, light alloys

Ø 1÷10 x 0,5 mm

R ≤ 1200 N/mm²
HV ≈ 800÷860
DIN 338



115x170x40 mm

004160469
416P/SP19

Set of 19 twist drills with cylindrical shanks, made from HSS, AISI M2, with smaller drill for high-precision centring

Ø 1÷10 x 0,5 mm

R ≤ 900 N/mm²
HV ≈ 820÷850

NEW

**HIGHER
DRILLING
SPEED**

115x170x40 mm

004260060
426A/SP6

Set of 6 countersinking cutters, with three asymmetric spiral cutters, made from HSS

Ø 6,3 - 8,3 - 10,4 - 12,4 - 16,5 - 20,5 mm

NEW

**HIGH WORKING
SPEED
REDUCED
VIBRATION**

110x145x40 mm

004460060
446/C110

Assortment of 105 chrome-steel taps and dies, metric thread, and 5 accessories for car repair jobs in wooden case

435/0 444/1 436/1
435/3 444/2



430 M mm	433 M mm	440/440A M mm	441/441A M mm
2x0,4	6x0,75 - 7x0,75	2x0,4	6x0,75 - 7x0,75
3x0,5	8x0,75 - 8x1	3x0,5	8x0,75 - 8x1
4x0,7	9x0,75 - 9x1	4x0,7	9x0,75 - 9x1
5x0,8	10x0,75 - 10x1	5x0,8	10x0,75 - 10x1
6x1	10x1,25 - 11x0,75	6x1	10x1,25 - 11x0,75
7x1	11x1 - 11x1,25	7x1	11x1 - 11x1,25
8x1,25	12x0,75 - 12x1	8x1,25	12x0,75 - 12x1
9x1,25	12x1,25 - 12x1,5	9x1,25	12x1,25 - 12x1,5
10x1,5	14x1 - 14x1,25	10x1,5	14x1 - 14x1,25
11x1,5	14x1,5 - 16x1	11x1,5	14x1,5 - 16x1
12x1,75	16x1,5 - 18x1,5	12x1,75	16x1,5 - 18x1,5
14x2		14x2	
16x2		16x2	

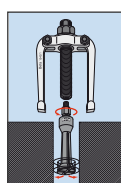
500x337x60 mm

015450011 1545/C5M

Puller 1542/1 with 5 extractors 1544

	A mm	C mm
1544/1	9÷12	0,80
1544/2	13÷17	1,15
1544/3	16÷21	1,70
1544/4	20÷25	1,65
1544/5	25÷30	2,00

265x180x45 mm



014300105 1430/S5

Set of 5 tapered extractors for brown screws and studs, made from hardened steel in case

1430/1-1430/2-1430/3
1430/4-1430/5

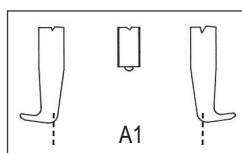


110x150x40 mm


1500N

Universal pullers with 2 sliding legs

- Special leg design, for automatic leg locking under loading conditions.
- For both external and internal use
- Legs can be moved along crosspiece.



	A min÷Max mm	L mm	L1 mm	mm	A1 mm		
1500N/0	18÷65	70	100	15	110	015000600	
1500N/1	23÷70	100	130	17	130	015000601	
1500N/2	23÷100	100	130	17	160	015000602	
1500N/3	35÷140	150	190	20	230	015000603	
1500N/4	35÷190	150	190	20	280	015000604	
1500N/5	43÷250	205	295	27	360	015000605	
1500N/6	43÷320	205	295	27	430	015000606	



Beta's puller 1517C

relies on a leg self-locking mechanism triggered by the spring on the crosspiece. This feature makes it easy to position and lock the puller on the part to remove. After the puller has been fixed in place, the legs can be locked by means of the ring nut. The peculiar crosspiece has 4 seats which allow the 1517C puller to be used with both 2 legs – for easier, quicker jobs – and 3 legs – for increased firmness. The shear pin on the screw head breaks when the maximum permissible torque is exceeded, thereby protecting the puller from overloads.

1517C

Combination two/three-leg self-locking pullers

- Leg holder with configuration for 2- or 3-leg use
- Simultaneous leg opening
- Self-locking effect
- With shear pin
- Size 2 with screw extension (total length of screw with extension: 380 mm)




	A min÷Max mm	L mm	L1 mm	mm		
1517C/0	12÷140	145	250	18	015170500	
1517C/1	20÷180	200	300	18	015170501	
1517C/2	30÷280	270	300	18	015170502	

000310420
31BM/D6

**Set of 6 pin punches
with handles**

Ø 2-3-4-5-6-8 mm



000320160
32AU

Automatic centre punches

- Strength of impact can be adjusted through knurled part, up to 50 kg.
- Centre punching operations can be performed with one hand.



L 150 mm



1370 **Mechanic's hammers
wooden shaft**

	g	g		
1370/300	300	439	013700053	
1370/500	500	669	013700055	
1370/800	800	949	013700058	
1370/1000	1000	1180	013700060	
1370/1500	1500	1722	013700065	
1370/2000	2000	2181	013700070	



UNI 7778 DIN 1041

1370T **Mechanic's hammers
fibre shaft**

	g	g		
1370T/300	300	452	013700630	
1370T/500	500	663	013700650	
1370T/800	800	1017	013700680	
1370T/1000	1000	1279	013700700	
1370T/1500	1500	1740	013700750	



1390 **Soft face hammers,
wooden shafts**

	Ø mm	g		
1390/22	22	134	013900022	
1390/28	28	230	013900028	
1390/35	35	365	013900035	
1390/45	45	689	013900045	
1390/60	60	1462	013900060	



UNI 7784

1691MG

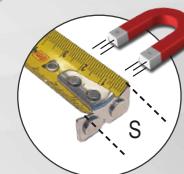
Measuring tapes with fixed magnets

- Shock-resistant ABS casings
- Steel tapes
- Precision class: II

NEW



	L mm	S mm		
1691MG/5	5	25	016910405	
1691MG/8	8	25	016910408	
1691MG/10	10	25	016910410	



MAGNETIC


1650

Sliding gauge made from hardened stainless steel

- Reading to 0.05 mm
- Spring locking

DIN 862

UNI EN ISO 13385-1



	A Max mm	L mm	B mm	G mm		
1650/150	150	150	40	0,05-1/128	016500001	
1650/200	200	290	49	0,05-1/128	016500002	

1651DGTB


Digital vernier, reading to 0.01 mm

- Screw slider locking
- Mm/inch conversion
- Zero setting at any position
- Square depth rod up to 300 mm
- In hard plastic case

NEW

DIN 862

UNI EN ISO 13385-1



	A Max mm	L mm	B mm	G mm		
1651DGTB 150	150	235	40	0,01-0,0005	016510211	
1651DGTB 200	200	285	50	0,01-0,0005	016510212	
1651DGTB 300	300	400	60	0,01-0,0005	016510213	

1658DGTB

IP65 digital outside micrometers, reading to 0.001 mm

- Hardened steel calipers
- Lever slider locking
- Mm/inch conversion
- Zero setting at any position
- Absolute and incremental measurement modes
- Supplied with a calibration wrench

NEW

DIN 863



	A Max mm	L mm	G mm		
1658DGTB 25	0÷25	165	0,001	016580525	
1658DGTB 50	25÷50	190	0,001	016580550	

016930040

1693L 40

Laser distance meter, multipurpose, 40 m, with positioning levels

MEASUREMENTS:

- Single distance measurement
- Continuous measurement or minimal measurement

FUNCTIONS:

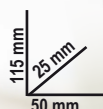
- Addition/subtraction
- Area measurement
- Volume measurement
- Variable indirect measurement (Pythagorean measurement)
- Tilt measurement
- Auto power off
- Battery life: up to 5,000
- Soft cloth case (included) measurements

TECHNICAL DATA:

- Measurement range: 0.05 ÷ 40 m (0.2in ÷ 131ft)
- Scale selection: m, in, ft
- Measurement accuracy: ±1.5 mm (± 0.06 in)
- Laser class: 2
- Max. storage: 99 units
- Batteries: AAA 2 x 1.5V

NEW

40 m



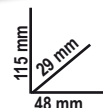
POSITIONING LEVELS



IP54



80 m



016930080

1693M 80

Laser distance meter, multipurpose, 80 m

MEASUREMENTS:

- single distance measurement
- continuous measurement or minimal measurement

FUNCTIONS:

- addition/subtraction
- area measurement
- volume measurement
- indirect measurement (Pythagorean measurement)
- tilt measurement
- Auto off feature
- Soft cloth case (included)
- Battery life: up to 4,000 measurements

TECHNICAL DATA

- Measurement range: 0.05 ÷ 80 m (0.2 in ÷ 229ft)
- Scale selection: m, in, ft
- Measurement accuracy: ±1.5 mm (± 0.06 in)
- Laser class: 2
- Max. storage: 99 units
- Battery: AAA 2 x 1.5V



016970030

1697 30

Cross laser level, 30 metres, green beam, with magnetic base and wall-mount bracket, in case

- self-levelling cross
- self-levelling function can be switched off for manual use
- laser diode 515 Nm, class 2
- working range: 30 m
- accuracy: ± 1 mm at 5 m
- self-levelling range: 3° ± 0.5°

- body made of ABS and nonslip rubber
- 1/4" female drive
- 2xAA batteries
- battery life: 4 hours



IP55

30 m



BASE:

- 1 magnetic base for individual and combined use, 1/4" male drive
- 1 adjustable tightening bracket for several wood and metal profiles (for use in combination with magnetic base)
- quick horizontal and vertical alignment at a 90° angle



320x230x90 mm

017600800
1760WM

Digital anemometer with fan sensor
body exterior made of non-slip,
shockproof rubber

- Analogue bar graph display
- Maximum and minimum value measurement
- Area measurement: m², ft²
- Air velocity measurement: m/s, km/h, mil/h, ft/m, ft/s, knots
- Airflow measurement: CMS, CMM, CFM
- Auto power off
- Backlit display
- Data hold function
- Low battery indication

165 mm
40 mm
85 mm



NEW



CE

Measuring range **Base accuracy**

m/s air velocity	0,4-30	±2%
k/n air velocity	1,4-108	±2%
ft/m air velocity	80-5900	±2%
mil/h air velocity	0,8-58	±2%
CFM airflow	0-99990	±0-9,999 ft ²
CMM airflow	0-99990	±0-9,999 m ²
CMS airflow	0-99990	±0-9,999 m ²

017600820
1760LX

Portable digital lux meter,
body exterior made of non-slip,
shockproof rubber

- Peak value measurement
- Maximum and minimum value measurement
- Analogue bar graph display
- Switchable measuring unit of LUX or FC
- Auto power off
- Data hold function
- Low battery indication

170 mm
45 mm
90 mm



NEW



CE

Measuring range **Base accuracy**

Lux measuring	0-200000	±3%
FC measuring	0-20000	±3%

017600022
1760S

Compact digital multimeter

- IP40 protection
- Autoranging
- Large direct reading display, backlit, blue
- Self-power down
- Low battery indication
- Supplied in a soft case
- CAT III 600V
- TRUE RMS (actual effective value)

Measurable parameters:

DC voltage: 200 mV-2/20/200/600V
AC voltage: 100/600V
DC current: 200 mA-10 A
AC current: 0,01-10 A
Resistance: 200Ω - 2/20/200 kΩ - 2 MΩ
Diode test: 0.4 ÷ 0.7
Power supply: 2 1.5V batteries, type AAA

153 mm
62 mm
75 mm

IP40



CE

NEW

IP67



017600020
1760/RMS

Industrial digital multimeter
accurate and sturdy, in a 6-mm
co-moulded shell, with antislip,
shockproof outer rubber part

- Water protection IP67
- Protection up to 1000V
- Tested for accidental falls up to 2 m
- Protected inlets
- Autoranging
- Large direct reading display, backlit, blue
- K type temperature probe (included)
- Self-power down
- Rubber terminal base for enhanced operating comfort
- Double insulated terminals, 1000V, 1 m long
- Supplied in a soft case
- CAT IV 600V/ CAT III 1000V
- Actual effective value TRUE RMS

Measuring range **Base accuracy**

AC/DC voltage	110mV - 600V ±0.8%	- ±2% rdg
AC/DC current	110μA - 10A ±1.5%	- ±2% rdg
Resistance	110Ω - 40MΩ ±1.2%	- ±2.5% rdg
Capacity	11nF - 40mF ±5%	- ±10% rdg (up to 11mF)
Frequency	1100Hz - 110 MHz ±1.2%	- ±1.5% rdg
Temperature	-32°C - +1000°C ±3%	- ±5% rdg
Diode test	3V DC ±10% rdg	
Continuity test	<30 Ω	

017600710
1760TMC

Infrared thermal camera

- LCD TFT display, 2", 240x320
- Sensor, 32x32 pixels
- Acquisition frequency 7Hz
- Thermal sensitivity <347mK
- Automatic acquisition of hot and cold spots camera for acquisition of images in BMP format (max. 100 images) adjustable emissivity
- Power supply: 3 alkaline AAA batteries
- USB interface
- IP54
- Temperature range: -20 °C ÷ +600 °C
- Infrared band: 6.5÷14µm
- visible/infrared image fusion: 0.5; 1; 2m
- Alarm function, selecting acceptable maximum and minimum temperatures



IP54
CE

Compact thermal camera for contactless temperature measurement, suitable for applications in building, mechanical, electric installation and heating industries

TEMPERATURE RANGE
-20 ÷ +600°C



003310050
331C

Portable C-shaped pipe cutter for copper and light alloy pipes

- For small spaces



Ø mm	L mm
15÷22	78

NEW

003420030
342

Ratchet-type shears for plastic pipes



Ø 0÷42 mm
1"5/8

IPX4
CE

003610014
361N

Adjustable lever pipe wrench

- Fast and easy one-handed operations
- Heavy duty model
- Self-locking/adjusting type



L mm	Ø max "	Ø max mm
350	1" 1/2	49

NEW

363

Heavy duty pipe wrenches made from light alloy




	L m	Ø "	Ø mm		
363 350	350	2" gas	60	003630035	
363 450	450	2 1/2" gas	76	003630045	
363 600	600	3" gas	90	003630060	
363 900	900	5" gas	140	003630090	

003870001

387

Pipe bender for copper and nonferrous metal pipes, with interchangeable forms 3/16"-1/4"-5/16"-3/8"

NEW


L mm	Ø "
255	3/16"-1/4"-5/16"-3/8"

003980008

398

Workbench chain vices, painted

NEW


L mm	Ø "
250	1/2"÷8"

250 mm
115 mm
200 mm

017500100

1750KG10

Lever-operated grease gun, 10 kg, with high-pressure hose, 2 m

Complete with swivel fitting, to avoid choking hose
Die-cast aluminium pump body with check valve

3 different pressure levels available:

- 4 g at 275 bar
- 7 g at 206 bar
- 9 g at 137 bar



017500500

1750

Lever operated grease guns, 500 cc


550 BAR



Beta
WELDING
by **Helvi**

Since 2022 the established, authoritative welding specialist, Helvi, and Beta Utensili have been working together to develop ground-breaking technologies. This joint effort has translated into the new range of Beta by Helvi welding machines, which boast ultimate performance in line with its high quality standards.

Easy-to-use inverter welding machines with excellent welding characteristics for all types of electrodes. With overvoltage and overtemperature control and electrode anti-sticking function. Compact and lightweight, ideal for home maintenance jobs, light carpentry and maintenance jobs.

NEW

1860BH

DC-powered inverter welding machine for MMA welding with rutile, basic and stainless steel electrodes.

Arc force, hot start, anti-sticking and thermostatic protection features.

COMPACT AND EASY TO CARRY

Supplied with 16mm² cables



018600121

1860BH/120A

018600161

1860BH/160A

018600201

1860BH/200A

Adjustment current	10÷120A	10÷160A	10÷200A
Power supply	1x230V	1x230V	1x230V
Use factor (40 °C)	25% - 120 A 50% - 80 A 100% - 60 A	25% - 160 A 60% - 100 A 100% - 80 A	25% - 200 A 60% - 130 A 100% - 100 A
Protection	IP22S	IP22S	IP22S
Usable electrodes	Ø 1.6 - 3.2 mm rutile, basic, stainless steel, cast iron etc.	Ø 1.6 - 4 mm rutile, basic, stainless steel, cast iron etc.	Ø 1.6 - 4 mm rutile, basic, stainless steel, cast iron etc.
Dimensions	290x120x210 mm	290x120x210 mm	290x120x210 mm
Weight	3,5 kg	3,7 kg	3,9 kg



070420001
7042LCD

Auto-darkening LCD mask, for electrode welding; MIG/MAG; TIG and plasma. Solar cells power supply and lithium batteries for outstanding LCD filter life

- Viewing area: 98x43 mm
- Darkening shade: DIN 9-13, externally adjustable
- UV/IR protection
- Light to dark time: 1/25000 s
- Dark to light time: 0.25-1s
- Adjustable darkening sensitivity and delay
- Auto on/off
- Grinding feature
- Optimized shape to make it easier to breathe with pulled-down screen



DC-powered inverter welding machine for MMA welding with rutilic, basic and stainless steel electrodes, compact and easy to carry.

Arc force, hot start, anti-sticking and thermostatic protection features.

Supplied with
16mm² cables



NEW



018600179

1860BHT/160A

Adjustment current	10÷160A
Power supply	1x230V
Use factor (40 °C)	60% - 160 A 100% - 130 A
Protection	IP23S
Usable electrodes	Ø 1,6 - 4mm rutilic, basic, stainless steel, cast iron etc.
Dimensions	360x140x230 mm
Weight	3,5 kg

070430001
7043

Auto-darkening LCD mask, for electrode welding, MIG/MAG, TIG and plasma, solar cell power supply

- Viewing area: 92x43 mm
- Darkening shade: DIN 9-13, externally adjustable
- UV/IR protection
- Light to dark time: 1/1000 s
- Dark to light time: 0.1-1.0 s
- Adjustable darkening delay
- Auto on/off
- Grinding feature
- Optimized shape to make it easier to breathe with pulled-down screen




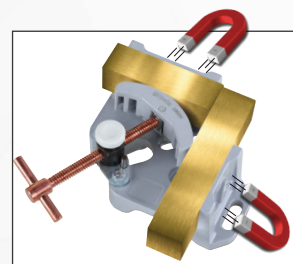
NEW

018600301


1860M

Magnetic, quick-adjusting corner welding vices

Strong magnets for immediate clamping of metallic parts to be welded



**SWINGING JAWS
IDEAL FOR
LOCKING DIFFERENTLY
SIZED PARTS**



018600255

1860RG

Adjustable magnetic square, 30°÷270°

- Ideal for locking tubular or flat parts
- 15 kg magnetic force
- Supplied with an offset hexagon key wrench for locking angle adjustment mechanism
- Supplied with a pin for locking angle adjustment mechanism at 30°-45°-90°/270°-180°
- With hexagon hole making it easier to separate magnet from metal



018600210

1860SQ

Magnetic square, 45°/90°

- Ideal for locking tubular or flat parts
- 25 kg magnetic force
- No battery required, ON/OFF effect obtained by tilting interior magnets
- Easier chip removal with magnets in OFF position



018270100

1827/K

Gas soldering iron with 7 accessories in case with soft polyethylene foam base

- Power: 30 watts to 125 watts
- Tip temperature can be adjusted between 250 °C and 500 °C
- Gas flow regulator
- Warm-up time: 15 seconds
- Tank contains gas for 120 minutes' non-stop operation
- Clear tank for monitoring gas level
- Can be refilled with butane gas



018520175

1852R1750

Portable induction heater

- Heats and loosens stubborn bolts, hubs and bearings without using flames
- Allows any type of ferromagnetic metal to be heated

Technical data:

- Input voltage: 230V AC, 50/60 Hz
- Input current: max. 7.5 A
- Power: max. 1.75 kW


BENEFITS

- 1 Time saving: quick, extremely accurate heating
- 2 Fire safety: does not produce flames, maximum operator safety
- 3 Functional: can be used with one hand, and coils can be easily interchanged

FIELDS OF APPLICATION

- Automotive industry
- Industrial maintenance
- Aviation industry
- Naval industry
- Petrochemical industry

**MAXIMUM SAFETY
WITHOUT USING
FLAMES**



Standard equipment:

Two front attachable coils, Ø 19 and 26 mm, for loosening nuts



One flat coil for heating surfaces



One flexible coil, 800 mm long




480x370x130 mm

016090101

1609B

Mechanical crimping pliers

- For noninsulated copper terminals, 10÷120 mm²
- Antislip rubber handle
- Internal "H" section pin for unparalleled punch smoothness
- Made from burnished steel



10÷120 mm²

1740B

Compact heavy-duty riveting pliers

- Optimized lever ratio for increased compactness and handiness.
- 3 jaws lock rivet for a perfect grip.
- Adjustable head for pulling rivet by 2 to 5 leg movements.



**3 JAWS:
IMPROVED
RIVET GRIP**



**WITH
STEM TANK**

2,4÷4,8 mm steel

017400280

1740B 280

2,4÷6,4 mm steel

017400330

1740B 330

011490010

1149F

Front wire stripping pliers with cutting blade, self-adjusting

- Self-adjustment to wire diameters
- Adjustable stripping length
- Insulating cutting pressure adjustment
- Built-in cutting device

0,2÷6 mm²



017410000
1741B

Riveting pliers supplied with 4 interchangeable nozzles

- Light alloy frame
- With wrench



L 250 mm

Ø mm	2,4	3,2	4	4,8/5
Aluminum	•	•	•	•
Steel	•	•	•	•
Inox	•	•	•	

017490005
1749AC

High thrust gun for chemical binders



230 mm
STANDARD
Ø 50 mm

018700220
1870I

Solid and fluid vacuum cleaner, 20 l, stainless steel drum

TECHNICAL SPECIFICATIONS:

- single-stage by-pass motor
- voltage: 230/240 V
- frequency: 50/60 Hz
- max. power: 1200 W
- airflow rate: 58 l/sec.
- max. suction pressure: 190 mbar
- max. drum capacity: 20 l, made of stainless steel
- acoustic emissions: <70 dB(A)
- cable length: 5 m

STANDARD ACCESSORIES Ø 36 mm

- 1 corrugated hose with ergonomic handle and vent
- 2 hard extension tubes
- 1 multiuse brush for floors and fluids
- 1 flat nozzle
- 1 paper bag

**NON-MARKING
WHEELS**



FILTERING SYSTEMS

- 1 surface air filter cartridge 1900 cm² - 12 µm nom.
- 1 anti-foam filter PPI 45/PPI 30



017410450
1741U

Ultra compact riveting pliers with adjustable force with 4 interchangeable nozzles



**3 JAWS:
IMPROVED
RIVET GRIP**

Ø mm	2,4	3	3,2	4	4,8
Aluminum	•	•	•	•	•
Steel	•	•	•	•	
Inox	•	•	•	•	

L 200 mm



017490010
1749A

Bonding gun, professional model aluminium tube



1833

High-brightness LED torch, made of sturdy anodized aluminium

- adjustable focus
- 2 brightness settings



Battery life 10.0 h - L 150 mm

018330002

1833 S



Battery life 7.5 h - L 162 mm

018330003

1833 M



018330054

1833 L/USB

Rechargeable high-brightness LED torch, made of sturdy anodized aluminium, up to 1,200 lumens

- Adjustable focus
- 3 brightness settings
- Battery life: 3.0h
- Charging via USB-C port
- Charger not included

L 240 mm



018380221

1838SLIM

Rechargeable, articulated slim 3-LED inspection lamp

- Magnetic base
- Charging time: 2.5h
- Battery life: 2-4h/ spot 3h

Triple light emission

- front: 100/200 lumens
- back: 180 lumens
- spot (head): 80 lumens



2-4h Spot 3h



2.5 h



IP65



307x29x17 mm

L 307 mm



018380400

1838AM

Rechargeable LED inspection lamp, with double light emission, articulated, can be rotated 180°, with swivel magnetic base and hook

- **double light emission:**
front: LED COB, 60-700 lumens, can be adjusted with potentiometer spot (head): LED SMD, 120 lumens, ON-OFF switch
- rechargeable 3.6V 2600mAh Li-ion battery
- with USB-C port
- supplied with 100-240V / 50-60Hz charger
- charging time: 4h
- battery life: front: 2.5-16h
spot (head): 10h
- 3-LED battery level indicator
- articulated, can be rotated 180° (± 90° compared to axis)
- magnetic base (with neodymium magnet), can be rotated 90°
- swivel base hook



4 h



2.5-16h Spot: 10h



405x40x45 mm



IP54




L 405 mm



018380300
1838FLASH

Rechargeable, ultracompact spotlight, designed to offer the best possible solution for each use

- IP65 - without external power supply
- Dual brightness: 650 / 300 lumens
- Lithium polymer battery 7.4 V 4000 mAh



018380010
1838COB

Compact rechargeable inspection lamp with ultra-brightness LED. Lithium polymer battery

- Compact body made of antislip rubber
- Swinging hook
- Magnetic base can be rotated 180 degrees
- With charger 100-240Vac / 50-60Hz
- 100/200 lumens - spot 75 lumens
- Operating range: 5 / 2.5 hours
- IP65



1837C

Rechargeable LED spotlight for building yards

- 3 brightness settings
- battery charger: input: 100-240V AC - 50/60Hz; output: 15V 1.5A
- charging time: 4 hours
- 3-LED charge indicator
- can rotate up to 180°
- IP65
- IK07



018370210
1837C/2100



018370430
1837C/4300

018380111
1838/11LED

Rechargeable inspection lamp with ultra-high brightness LEDs, lithium polymer battery

- Compact body made of antislip rubber
- With charging station, 110-230Vac



018360051
1836AW

Rechargeable wireless LED headlamp, dual brightness

- **Dual light emission:** front: 3 light intensities, LED COB, 30 - 200 - 400 lumens head (spotlight): LED COB, 400 lumens
- Rechargeable battery: Li-Ion 3.7 V, 1500 mAh, 5.55 Wh
- USB-C port
- Supplied with USB-C cable

- Charging time: 2.5 h
- Battery life: front: 4-18 h head (spotlight): 4 h
- IP 65
- IK 07



WIRELESS RECHARGEABLE





WIRELESS RECHARGEABLE

018380080

1838POCKET

Articulated pocket LED spotlight, with dual light beam and wireless charging

- Rechargeable 3.7V 2600mAh Li-ion battery
- 2 charging modes:
 - wireless 1839BRW base
 - power supply with USB-C port
- Charging time:
 - 4.5 h with wireless charging base
 - 4 h with power supply
- Battery life: - main light: 3-9h
- spot light: 4.5 h
- 3-LED battery level indicator
- Can be rotated 210°
- Nonslip rubber body
- Magnetic base
- 1 magnet on base
- IP65
- IK07
- Supplied with a USB-C cable



NEW



Front: 160/400/800 lumen
Spot: 250 lumen



Front: COB LED
Spot: SMD LED



4 h



Wireless: 4.5h



3-9h
Spot: 4.5h



3.7V 2600mAh
Li-ion



98x82x39 mm



IP65



-10°C + 40°C



Wireless: 4.5h



210°

018380142

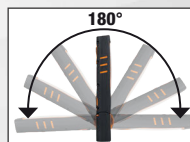
1838SW

Rechargeable, articulated LED inspection lamp, with wireless charger

- Rechargeable 3.6V 3.350mAh Li-ion battery
- 2 charging modes:
 - wireless 1839BRW base
 - power supply with USB-C port
- Charging time:
 - 6.5h with wireless charging base
 - 4.5h with power supply
- Battery life: - front: 3-5h
- spot (head): 7h
- 3-LED battery level indicator
- Base can be rotated 180°
- Nonslip rubber body
- Double swinging hook
- Magnets on base and back
- IP65
- IK07



- Dual light emission:
 - front: LED COB, 3 light intensities: 250 - 500 - 1000 lumens
 - spot (head): LED SMD, 200 lumens



NEW



Front: 250/500/1000 lumen
Spot: 200 lumen



Front: COB LED
Spot: SMD LED



4.5 h



Wireless: 6.5h



3-5h
Spot: 7h



3.6V 3.350mAh
Li-ion



260x53x40 mm



IP65



-10°C + 40°C



Wireless: 6.5h

018390002

1839BRW

Wireless charging base, compatible with 1838POCKET, 1838SW inspection lamps

- Two charging positions with magnetic connection, for simultaneous use
- With pull-out support for wireless mobile phone charging
- Charging status LED indicator
- Max. input: 10W x2
- Input: AC 100-240V 50/60Hz
- Output: DC 12V 1.5A
DC 9V 2A
DC 5V 3A
- USB-C port
- IP20
- IK07



- Can be hung on wall through: 3 strong magnets on back 2 screw holes

NEW



Input 10W x2



QC 3.0 USB-C



101x190x28 mm



IP20

018380270

1838E

Rechargeable under bonnet LED lamp

- Triple light emission: 500/1000/2000 lumens
- Can be rotated 360°
- Length range: 116 ÷ 188 cm
- Aluminium body
- Nonslip rubber hooks
- USB-C charge
- Supplied with battery charger
- Input: 100-240V ~ 50/60Hz
- Output: DC 5V - 2000 mA
- Battery life: 3-9 h



- 2 charging modes:
- charge via lamp USB port
 - charge via internal battery USB port



018380271

1838E-BT

Rechargeable battery with USB-C port for under bonnet lamp item 1838E

- Li-Ion 3,6V
- DC 5V - 2000 mA

The range of reels

Beta's varied, comprehensive range of reels has been designed and developed with a view to satisfying all professionals' requirements. High-resistance spring ensuring remarkable durability and unparalleled smoothness. Drums made of thick polypropylene, for unique shock resistance. Rack device causing automatic cable rewind to stop, easy to disable, to allow continuous pulling. Each reel is fitted with a 180° swivel wall-mount bracket and an additional bracket for quick connection to, and disconnection from, the wall-mount support.

- length of cable out of drum: 1 m
- rack mechanism can be disabled to keep cable pulled
- coiled cable length: 15 m



018420821

1842 15-H05/LED

Automatic cable reel with LED inspection lamp, 100-240Vac

- with 230/12V safety transformer
- H05VV-F 2x1.0 mm² cable

018440315

1844 15-H05

Automatic cable reel, with 3Gx1.5 mm² cable

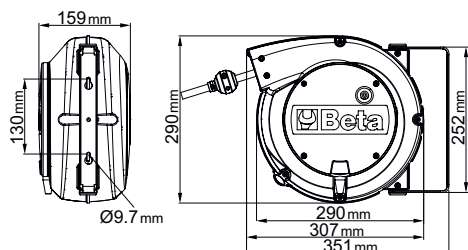

- 3Gx1.5 mm² cable
- with thermal protection switch
- max. power (rolled up): 1500W (230V-20°C)
- max. power (unrolled): 2500W (230V-20°C)

018440316

1844 15-H05/SCK

Automatic cable reel, with 3Gx1.5 mm² cable and SCHUKO type socket

- 3Gx1.5 mm² cable
- with thermal protection switch
- max. power (rolled up): 1500W (230V-20°C)
- max. power (unrolled): 2500W (230V-20°C)



012730851
1273MQ/D6



Set of 6 screwdrivers

1274MQ 1 3x100-4x100-5,5x125 mm

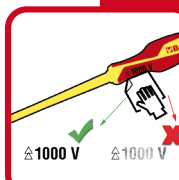
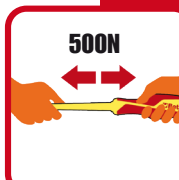
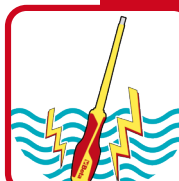
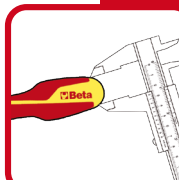

1272MQ 2 PH0x60-PH1x80-PH2x100 mm



EN 60900



1000 V



012730606
1273MQF/D6



Set of 6 slim screwdrivers

1274MQ/F 1 0.5x3,5x100 - 0.8x4,5x100 -

1x5,5x125 - 1.2x6,5x150 mm

1272MQ/F 2 PH1x4.5x80- PH2x6x100 mm



EN 60900



011690143
1169MQ/D2

Assortment of insulated combination pliers and insulated diagonal cutting nippers

EN 60900



1082MQ 160 mm



1150MQ 180 mm



009140054
914MQ-A/S4

Set of hexagon hand sockets, 3/8" female drive

made from special polyamide-based technopolymers



EN 60900



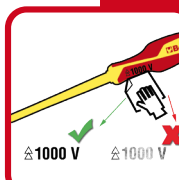
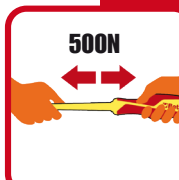
For use with torque wrench

mm	max (Nm)
8	6
10	9
13	20
17	30

011280101
1128MQ

Electrician's scissors, stainless steel blades, with microteeth

IEC 60900



017600025
1760/OHM

**Multimeter/megohmmeter
for high voltage insulation testing
TRUE RMS indicator**



CAT. IV 600V
CAT. III 1000V

AC/DC voltage:	50mV - 1000V	Base accuracy	±0.06% - ±0.1% rdg
AC/DC current:	0.01µA - 10A		±0.5% - ±1% rdg
Resistance:	0.01Ω - 50MΩ		±0.2% - ±2% rdg
Meg OHM:	0.01 - 5000MΩ		±4% rdg. max current 1mA
Capacity:	5nF - 10mF		±1.5% - ±3% rdg
Frequency:	50Hz - 100 MHz		±0.02% - ±0.1% rdg
Temperature:	-50 °C - +1350 °C		±0.5% rdg
Diode test:	3V dc		
Continuity test:	<30 Ω		

020010154
2001/BZ24 MQ

**Folding tool case with assortment
of 24 tools, for electricians**



380x290x60 mm

24

Quantity/Description

1	electrician's scissors, straight blades	Beta N.	1128BMX
1	combination pliers 1000V 180 mm		1150MQ
5	combination wrenches 8-10-13-17-19 mm		42
3	screwdrivers for headless slotted screws, 1000V 3x100 - 4x100 - 5,5x125 mm		1274MQ
3	screwdrivers for cross head Phillips® screws, 1000V PH0x60 - PH1x80 - PH2x100 mm		1272MQ
9	ball head offset hexagon key wrenches burnished 1,5-2-2,5-3-4-5-6-8-10 mm		96BP/SC9
1	mains testing screwdriver		1253
1	diagonal cutting nippers 1000V 160 mm		1082MQ

021150332
2115PL-MQ32

**Assortment of 32 insulated
tools for hybrid cars,
in plastic tool box with soft
thermoformed tray**



△ 1000 V

Quantity/Description

1	1/2" reversible ratchet	Beta N.	920MQ/55A
1	single ring wrenches 10-12 mm		89MQ
1	magnetic bit holder, insulated 1/4"		850MQ
10	set of 10 bits with magnetic bit holder T7-T8-T9-T10-T15-T20-T25-T27-T30-T40		860TX/A10
7	hexagon sockets 8-10-12-13-14-17-19 mm		920MQ/A
1	1/2" square drive extension bar 125mm		920MQ/21
1	1/2" square drive extension bar 250mm		920MQ/22
1	slip joint pliers, boxed joint 250mm		1048MQ 250
1	combination pliers 1000V 180mm		1150MQ
1	extra-long bent flat nose pliers 160mm		1164MQ160
2	screwdrivers for cross head Phillips® screws, 1000V 4.5X80-6X100mm		1272MQ
3	screwdrivers for headless slotted screws, 1000V 3X100-4X100-5.5X125		1274MQ
1	insulating gloves, made from latex G2		1995MQ/G2
1	tool box, long series, made from plastic		CP15L

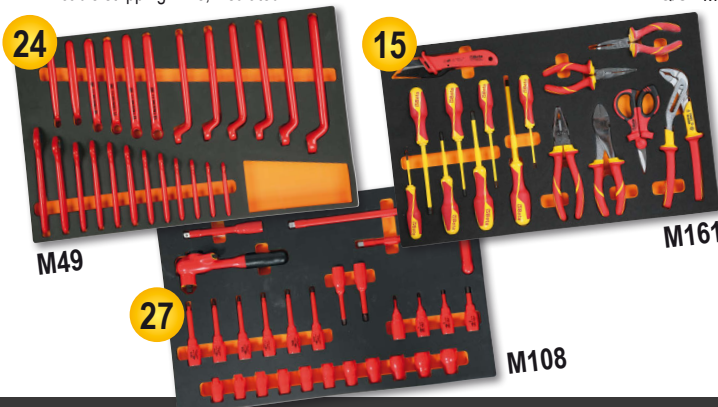
059880400
5988VHB-MQ/A

**Assortment of 66 insulated tools, 1000V,
in soft foam trays**



Quantity/Description

12	single open end wrenches, 1000V 7-8-10-11-12-13-14-15-16-17-19-22 mm	Beta N.	52MQ	TR	M49
12	single ring wrenches 7-8-10-11-12-13-14-15-16-17-19-22 mm		89MQ		M49
4	socket drivers for hexagon screws 4-5-6-8 mm		910MQ/PE		M108
11	bi-hex sockets 7-8-10-11-12-13-14-15-16-17-19 mm		910MQ/B		M108
6	socket drivers for Torx® head screws T15-T20-T25-T27-T30-T40		910MQ/TX		M108
2	socket drivers with XZN® profile 8-10 mm		910MQ/XZN		M108
1	3/8" drive extension 125 mm		910MQ/21		M108
1	3/8" drive extension 250 mm		910MQ/22		M108
1	3/8" drive, T-handle		910MQ/T		M108
1	3/8" drive reversible ratchet		910MQ/55		M108
1	electrician's scissors		1128MQ		M161
1	slip joint pliers, boxed joint 250 mm		1048MQ		M161
1	diagonal cutting nippers 1000V 160 mm		1082MQ		M161
1	combination pliers 1000V 180 mm		1150MQ		M161
1	extra long flat nose pliers 160 mm		1162MQ		M161
1	extra-long bent flat nose pliers 160 mm		1164MQ		M161
4	screwdrivers for cross head Phillips® screws, 1000V PH0x60 - PH1x80 - PH2x100 - PH3x150 mm		1272MQ		M161
4	screwdrivers for headless slotted screws, 1000V 2,5x75 - 3x100 - 4x100 - 5,5x125 mm		1274MQ		M161
1	cable stripping knife, insulated		1777MQ/U		M161



1778MT


PRO WILD
BETA's multipurpose tool

stands out from similar commercially available tools with BETA's typical hallmarks: pliers synonymous with matchless quality, sophisticated materials and state-of-the-art technology. The 11 bits, which come in the most popular geometries in the market, make this item ideal for any work environments and conditions, e.g. camping, nautical industry, hunting and DIY.

COMPACT AND VERSATILE!

9 tools for a total of 22 functions:

- Combination pliers
- Large blade
- Corrugated blade
- Hacksaw frame
- File
- Tin/Bottle opener
- Scissors
- Bit holder
- Screwdriver for cross head Phillips® screws



11 bits + socket + tweezers



Ruler 100 mm + Ruler, 4"

DESIGNED FOR EVERY NEED!

Easy pull-out of tools



Tool unlock buttons

SUITABLE FOR EVERY SITUATION!

017780055

1778MT

Multi-tools complete with bits and sheath

**NEW**

011030090

1103 950

Flat hat bolt cutter for rod irons, bolts and electrowelded mesh for concrete reinforcement

Cutting capacity:

- Ømax = 12 mm
- Ømax (HRC 48) = 6 mm

L 950 mm

Lever handles with ergonomic angles to minimize efforts


**NEW**

011280090

1128FX

Electrician's scissors, straight stainless steel blades, with microteeth, cable cutting groove and crimping pliers for tube terminals

- Articulated belt hook case
- Bimaterial handles
- Anti-loose pin



011280088

1128BAX

Double-acting electricians' scissors, with milling profiles in DLC-coated stainless steel

- High blade surface hardness (resistance to abrasion and wear)
- Low coefficient of friction (smoothness and anti-adherence)
- With articulated plastic case

**+HARDNESS
-COEFFICIENT
OF FRICTION**




profile and mill:
designed to enlarge
holes on plastic,
from 13 to 25 mm.



017260050

1726BM

Hacksaw frame with quick release blade attachment system



017780065

1778AN

Foldaway knife, stainless steel blade

- Lightweight anodized aluminium handle
- In case



017780080

1778SOS

Car service knife with window breaking hammer and seat belt cutter features, in case

- With clip and fabric wallet with loop
- Anodized aluminium handle
- Safety blade lock



017720040

1772M

Safety utility knife with retractable blade, supplied with 3 blades

- Blade retracts through an automatic spring mechanism
- Die-cast alloy body
- Staple remover built into handle



**ADJUSTABLE CUTTING
DEPTH $\varnothing \div 25$ MM**

017710000

1771

Utility knife, 18 mm, supplied with 3 blades





The new Beta Abrasives product family is the name for a comprehensive range of hard and flexible abrasives and an outstanding technical service for professionals, as the result of the manufacturing skills contributed by the market leading companies, AbraBeta and Elpa.

110350925

11035 1,0/SM-EXP

Abrasive steel and stainless steel cutting discs, thin, with flat centre

- Ultra-high performance discs
- For universal use for cutting stainless steel, alloy steel, and treated/untreated steel
- High material removal combined with low disc wear
- Minimum heating of disc being worked
- Reduced burr production
- Reduced power absorption of electric tool
- Powerful electric tools should be used

Diameter x Thickness	N° pieces	Package Code
125 x 1,0	250	110350022

Main features

- Protection against accidental activation
- Additional anti-vibration handle that can be mounted on both sides
- Tool-less disc cover (quick release)
- Spindle lock device for quick disc changes
- Lock-on/off slide switch
- Air vents protected against dust infiltration and providing optimal cooling performance
- Service wrench included

SPECIAL PROMOTION

Angle grinder

- Powerful motor (1400 W) - Variable speed
 - Nonslip ergonomic handle for increased comfort and safety
- Lowered head that allows working in confined spaces

Technical data

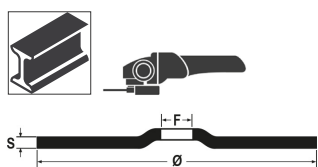
- Absorbed power: 1400 W
- Voltage: 220-240 V / 50 Hz
- Disc diameter (not included): 125/115 mm
 - Free speed: 3,000 - 10,000 rpm
 - Tool spindle thread: M14
- Tangle-free cable length: 4 m
- Weight: 2.5 kg



11001

Abrasive steel and stainless steel cutting discs,
with depressed centre

A30S

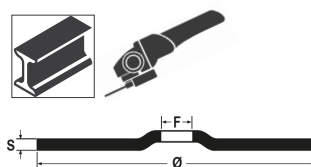


Ø mm	S mm	F mm		
115	3,2	22,23	110010118	
230	3,2	22,23	110010233	

11011

Abrasive steel grinding discs
with depressed centre

A24N

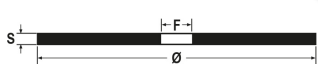


Ø mm	S mm	F mm		
115	6,5	22,23	110110115	
125	6,5	22,23	110110125	
230	6,5	22,23	110110230	

11045-11049

Abrasive steel and stainless steel cutting discs, thin,
with flat centre

**PREMIUM
LINE**



	Ø mm	S mm	F mm		
11045	A46Q	115	1,0	22,23	110450010
11045	A46Q	115	1,6	22,23	110450016
11046	A46Q	125	1,0	22,23	110460010
11046	A46Q	125	1,6	22,23	110460016
11049	A36Q	230	2,0	22,23	110490019

11034-11038


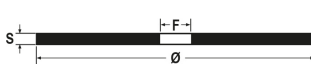
Abrasive steel and stainless steel cutting discs, thin,
with flat centre

Ultra-high performance discs

For universal use for cutting stainless steel, alloy steel,
and treated/untreated steel

Powerful electric tools should be used

A46U



	Ø mm	S mm	F mm		
11034	115	1,0	22,23	110340022	
11034	115	1,6	22,23	110340062	
11035	125	1,0	22,23	110350022	
11035	125	1,6	22,23	110350062	
11038	230	2,0	22,23	110380022	

11202A

Flap discs with zirconia abrasive cloth, plastic backing pad, double flap construction



P	Ø mm	F mm		
40	115	22,23	112020004	
60	115	22,23	112020006	
80	115	22,23	112020008	
120	115	22,23	112020012	

11214A

Flap discs with zirconia abrasive cloth, plastic backing pad, double flap construction



P	Ø mm	F mm		
40	115	22,23	112140004	
60	115	22,23	112140006	
80	115	22,23	112140008	
120	115	22,23	112140012	

11204A

Flap discs with zirconia abrasive cloth, fibreglass backing pad, single flap construction



P	Ø mm	F mm		
40	115	22,23	112040004	
60	115	22,23	112040006	
80	115	22,23	112040008	
120	115	22,23	112040012	

11216A

Flap discs with zirconia abrasive cloth, fibreglass backing pad, single flap construction



P	Ø mm	F mm		
40	115	22,23	112160004	
60	115	22,23	112160006	
80	115	22,23	112160008	
120	115	22,23	112160012	

11210B

Abrasive steel and stainless steel cutting discs, thin, with flat centre



Ø mm	P	F mm		
125	40	22,23	112100104	
125	60	22,23	112100106	
125	80	22,23	112100108	

11220B

Flap discs with zirconia abrasive cloth, fibreglass backing pad, single flap construction, cone-shaped



Ø mm	P	F mm		
125	40	22,23	112200104	
125	60	22,23	112200106	
125	80	22,23	112200108	

The range of Beta-branded angle grinders

Power, Reliability and Durability are the three hallmarks of the new range, with the focus also being on maximum safety and ease of use for professionals.

- **Outstanding performance:**
 - Powerful, resin-bonded, wear-resistant, durable motor
 - Air vents providing optimal cooling, protected against dust infiltration
- **Unparalleled safety for operators:**
 - Spindle lock device for quick disc changes
 - Protection against accidental activation
 - Smooth start, for limiting large initial inrush of current on start-up
- **Unique comfort and ease of handling:**
 - Nonslip ergonomic handle for improved grip
 - Lowered head that allows working in confined spaces
 - Tangle-free cable no less than 4 metres in length for increased ease of movement
 - Additional handle that can be mounted on both sides

Available for discs 115/125/230 mm in diameter, rated absorbed power ranging from 750 W to 2,400 W.



019560011
1956 115-750W

Angle grinder for discs Ø 115 mm

Ideal for cutting, grinding and roughing jobs

Powerful motor (750 W)

- Nonslip ergonomic handle for increased comfort and safety
- Lowered head that allows working in confined spaces
- Extremely lightweight (**weighs no more than 1.8 kg**)
- Tool-less disc cover (quick release)
- Additional handle that can be mounted on both sides



4 m

750W

Technical data

- Absorbed power: 750 W
- Voltage: 220-240 V / 50 Hz
- Disc diameter (disc not included): 115 mm
- Free speed: 11,000 rpm
- Tool spindle thread: M14
- Tangle-free cable length: 4 m
- Weight: 1.8 kg

019560125
1956 125-1400W

Angle grinder for discs Ø 125 mm

Ideal for cutting, grinding and roughing jobs

Powerful motor (1400 W) - Variable speed

- Nonslip ergonomic handle for increased comfort and safety
- Lowered head that allows working in confined spaces
- Tool-less disc cover (quick release)
- Additional anti-vibration handle that can be mounted on both sides



4 m

1400W

Technical data

- Absorbed power: 1400 W
- Voltage: 220-240 V / 50 Hz
- Disc diameter (not included): 125/115 mm
- Free speed: 3,000 - 10,000 rpm
- Tool spindle thread: M14
- Tangle-free cable length: 4 m
- Weight: 2.5 kg

019560230
1956 230-2400W

Angle grinder for discs Ø 230 mm

Ideal for complex shearing, grinding and filing jobs

Powerful motor (2400 W)

- Nonslip ergonomic handle for increased comfort and safety
- **Soft-start function** for a smooth start and limiting large initial inrush of current on start-up anti-vibration
- Spindle lock device for quick disc changes



4 m

2400W

Technical data

- Absorbed power: 2400 W
- Voltage: 220-240 V / 50 Hz
- Disc diameter (not included): 230 mm
- Free speed: 6,500 rpm
- Tool spindle thread: M14
- Tangle-free cable: 4 m
- Weight: 5.8 kg

018980004
1898/K40

Eco friendly, heated manual cleaning tank

- Using the bio-active liquid included, oil and residue can be effectively removed from mechanical parts without the need for aggressive chemicals
- The bio-active liquid converts the oil and other residue into carbon dioxide and water which can be re-used again and again
- No need for specialist waste collection and disposal
- Suitable for both metal and plastic parts

EQUIPMENT:

- Long bristle brush and connecting pipe
- Right-hand and left-hand operation function
- Perforated stainless steel grid
- Wheels with brakes
- Card with display operating temperature and low level alert

ACCESSORIES INCLUDED:

- 2 20-l cans of environmentally friendly liquid detergent and 2 packs of bacteria
- 2 packs of bio-active liquid



**NO DISPOSAL
OF FLUIDS!**



**EFFECTIVE AND
ENVIRONMENTALLY
FRIENDLY**

ATTENTION

Countries where product 1898/K40 is allowed to be distributed: Austria, Belgium, France, Hungary, Italy, Netherlands, Poland, Portugal, Spain, United Kingdom.

Max. pump capacity	10 l/min
Tank capacity	40 l
Operating temperature	+5°C ÷ +40°C
Weight	50 kg (when empty)
Internal dimensions	710x370x200 mm

1895



Ultrasonic cleaning tank with special degas function

- Ultrasonic cleaning relies on fluid heating to effectively clean spare parts and metal pieces in general (carburetors, valves etc.)
- Digital display for temperature and cleaning time selection
- Two cleaning modes: "soft" and "normal"
- For normal cleaning, just use water at a temperature of 50/60 °C
- For more accurate cleaning, add non-foaming detergent solutions specific for ultrasonic tanks
- Using the degas mode speeds up air release throughout the tank, thereby improving ultrasonic cleaning efficiency



1895 6 1895 13 1895 27

Tank capacity	6 l	13 l	27 l
Drain tap	✓	✓	✓
Power	150 Watt	300 Watt	500 Watt
Heating power	300 Watt	400 Watt	500 Watt
Temperature range	0÷80°C	0÷80°C	0÷80°C
Cleaning time range	0-99 minutes	0-99 minutes	0-99 minutes
Frequency	40 kHz	40 kHz	40 kHz
Power supply	220/230V	220/230V	220/230V
Dimensions	330x180x310 mm	350x325x320 mm	530x330x380 mm
Tank size	300x155x150 mm	325x235x145 mm	500x300x200 mm

018950060
1895 6 6 l

018950130
1895 13 13 l

018950270
1895 27 27 l

014980108
1498/8A

Electronic car / commercial vehicle battery charger, 12 V

- Protected against polarity reversal and short circuits
- Digital backlit display
- Pull-back fixing hook



Power supply voltage	220V-240V
Frequency	50-60 Hz
Rated current (Min-Max)	2-8 Amp
Battery voltage	12V
Battery capacity	5Ah-160Ah
Degree of protection	IP65
Battery type	Wet-Gel-Dry-AGM

Electronic multipurpose battery charger, 12-24V

- Backlit graphic display
- Charging and maintenance
- Protected against polarity reversal, short circuits
- 9 charging stages
- Floating system
- Battery recovery function
- Clamp holder
- Reclining fixing hook
- Supplied accessories: cable with clamp



25A



NEW

014980125
1498/25A

- Maximum continuous charging current: 25A
- Funzione SHOW ROOM (13.8V - 21A)
- Funzione SUPPLY (14V - 21A)
- Memory saving function (13.8V - 21A)

014980126
1498/16A

- Max. charging current: 16A, continuous
- SHOW ROOM function (13.8V - 12A)
- SUPPLY function (14V - 12A)
- Memory saving function (13.8V - 12A)

1498/16A 1498/25A

Power supply	220-240V	220-240V
Power	240W	390W
Charging current	4-16A	5-25A
Battery type	Agm - Wet - Lithium (LiFePo4)	Agm - Wet - Lithium (LiFePo4)
Charging capacity	5-360Ah	5-550Ah
Maintenance capacity	5-550Ah	5-800Ah
Output voltage	12-24V	12-24V
Minimum battery voltage	0,8V	0,8V
Protection degree	IP20	IP20
Dimensions	260x130x75 mm	260x130x75 mm

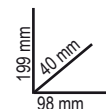
017600008
1760DGT/2

Digital automotive multimeter, portable, with 2-channel oscilloscope and waveform generator



- KIT CONTENTS:**
- multimeter tips
 - 2 BNC crocodile clips for oscilloscope
 - tip probe for oscilloscope (1X and 10X)
 - battery charger
 - nylon sheath

Max. voltage	600V DC
Max. current	10A DC
Max. resistance	40MOHM
Max. capacity	100uF
Display	2.8" colour TFT
Resolution	320 x 240 pixels
Power supply	100V-240V AC, 50Hz-60Hz; DC INPUT 5V DC-2A
Battery	2 x 2600 mAh



OSCILLOSCOPE SPECIFICATIONS

Horizontal

Bandwidth: 40MHz
Sampling frequency range: 250MSa/s (single channel) - 125MSa/s (double channel)
SEC/DIV range: 5ns/div ÷ 500s/div 1,2,5 sequence

Vertical

VOLTS/DIV range: 10mV/div ÷ 10V/divat BNC input
Selectable analogue, bandwidth limit, typical: 20MHz
Low frequency response (-3db): ≤10Hz a BNC
DC Gain Accuracy: ± 3% for Normal or Medium acquisition mode, 10V/div ÷ 10 mV/div

Trigger

Type: Edge
Mode: Auto, Normal, Single
Slope: Rising, Falling, Rising, & Falling
Source: CH1, CH2

Input

Coupling: DC, AC or GND
Supported probe attenuation factors: 1X, 10X, 100X, 1000X

Arbitrary waveform generator

Waveform frequency: Sine (1Hz÷25MHz), Square (1Hz÷10MHz), Ramp (1Hz÷MHz), EXP (1Hz÷5MHz)
Width: 2.5Vpp (50Ω) - 5Vpp (high impedance)
Output impedance: 50Ω



014970190

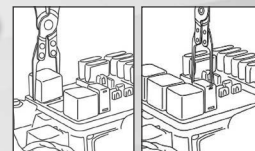
1497BS

Relay and fuse removal pliers, straight, thin pattern

The long, extremely thin noses allow the relay and fuse to be removed from small areas

L mm	L1 mm	A mm
230	45	14

45 mm


NEW


014970195


1497SS

Self-locking pliers for soldering tinned wires

- Upper clips allow soldering wires to be clamped and brought close to each other.
- Built-in rack allows wires to be placed in 6 different positions



L mm	A Max mm
245	14÷70

NEW


014970200

1497/C23

Assortment of 23 tools for releasing electrical connectors



440x250x70 mm



017600350

1760/IR500

Digital infrared thermometer with dual laser aiming system

TECHNICAL DATA
 Temperature range: $-50 \div 500^{\circ}\text{C}$ ($-22 \div +932^{\circ}\text{F}$)
 Display resolution: 0.1°C (0.1°F)
 Emissivity: $0.1 \div 1$ adjustable
 Accuracy: $-50^{\circ}\text{C} \div +20^{\circ}\text{C}$ ($\pm 3^{\circ}\text{C}$);
 $20 \div 500^{\circ}\text{C}$ ($\pm 2\%$ or 2°C)
 Optical resolution (D:S): 12:1
 Auto power off: ca. 10 seconds
 Operating temperature: $0^{\circ}\text{C} \div 50^{\circ}\text{C}$
 Storage temperature: $-20^{\circ}\text{C} \div 60^{\circ}\text{C}$
 Power supply: 1 9V battery



014970300

1497/C94

Assortment of 94 car testing connectors For use with main diagnostic tools

Assortment contents:

- 2 t-taps
- 2 potentiometers
- 2 warning lights
- 2 SRS connectors
- 2 alligator clips
- 2 acicular probes
- 2 prods
- 2 dual banana connectors
- 4 single banana connectors
- 24 flat male terminals $0.6 \div 6$ mm
- 12 round male terminals $1.6 \div 3.9$ mm
- 24 flat female terminals $0.6 \div 6$ mm
- 12 round female terminals $1.6 \div 3.9$ mm

430x390x100 mm



017600003

1760PA/AC-DC2000

Amperometric clamp with digital multimeter and data connection

MEASURABLE PARAMETERS:

- DC voltage: 0.1mV ÷ 1000V
- AC voltage: 0.1mV ÷ 1000V
- AC current: 0.01A ÷ 2000A
- DC current: 0.01A ÷ 2000A
- Resistance: 0.1Ω ÷ 60MΩ
- Capacity: 1nF ÷ 6000 μF
- Frequency: 10kHz ÷ 20kHz
- Temperature: -20 °C ÷ 1000 °C -4 °F ÷ 1832 °F
- Power supply: 3 1.5V batteries, type AA (included)
- Data connection (version 4.0)

NEW

2000A



380x280x100 mm

300 mm
43 mm
110 mm

017600000

1760PA/AC-DC

Amperometric clamp and digital multimeter

SPECIFICATIONS

- DC voltage: 0.1mV ÷ 600V
- AC voltage: 0.1mV ÷ 600V
- AC current: 0.01A ÷ 1000A
- DC current: 0.01A ÷ 1000A
- Resistance: 0.1Ω ÷ 40MΩ
- Capacity: 0.001nF ÷ 40 μF
- Frequency: 0.001kHz ÷ 4kHz
- Temperature: -40°C ÷ 1000 °C
-40°F ÷ 1832°F

1000A



014980040

1498BC/12

Multipurpose portable starter, 12V

- Device protecting against polarity reversal, short-circuit, overcurrent, overcharge and overheating

Supplied with:

- Protective case
- Cable with starting clamps
- USB ports for charging electronic devices
- LED battery charge indicator
- USB and USB-C cable
- Mains power supply
- Multifunction LED torch



1500A

40 mm
100 mm
225 mm

Starting current	600A
Pickup current	1500A
Battery type	4 cells LifePo4
Battery capacity	25000mAh

NEW



014980480

1498/12

Portable car starter, 12V

- Pickup current: 2200 A
- Sealed lead acid battery, solid electrolyte (AGM) type



014980490

1498/24

Portable car and commercial vehicle starter, 12-24V

- Pickup current: 4200 A (12V), 2100 A (24V)
- Sealed lead acid battery, solid electrolyte (AGM) type



Portable high-performance starter, ultralightweight

The microprocessor provides total protection against:

- polarity reversal
- short circuits
- incorrect voltage
- overloads
- underdischarge
- overcharge
- overtemperature

12V



014980012

1498LT/12

- Weighs no more than 2.5 kg
- Cable length 500 mm
- Operating voltage 12V 1,3A



014980014

1498LT/12-24

- Up to 10,000A in 5 kg weight
- Cable length 160 cm
- Cable section 25mm²
- Automatic power supply 4 Amp



12-24V



1498LT/12 1498LT/12-24

Operating voltage	12V	12/24V
Continuous amperage	800A	2000/1000 A
Maximum pickup amperage	2000A	5000/2500 A
Peak amperage	4000A	10000/5000 A
Clamp amperage	1000 A	1000 A
Cable length	500 mm	1600 mm
Battery type	4 cells LifePo4	4 cells LifePo4
Memory saving function	Yes	Yes
Dimensions	260x135x72 mm	350x240x140 mm

014980401 1498TB/12-24

Digital battery tester, 12V, and starting/charging system analyzer, 12-24V

Allows the following to be tested: battery, alternator (smart and normal) and starter, diode ripple and chassis test

- fitted with software for printing test from PC
- compact, shockproof frame
- complete with input for connecting a removable mini printer (optional accessory, Beta 1498ST/TB)



Applications	- 12V battery test - Alternator charge test, 12-24V - Starter test
Operating range	100-2000 CCA
Reference standards	CCA, SAE, DIN, EN, IEC, JIS
Supported batteries	PB, WET, GEL, AGM, AGM FLAT, EFB
Voltmeter	9V-36V
Cable length	1600 mm
Languages	Italian, English, French, German, Spanish, Polish, Romanian, Dutch, Swedish and Finnish
Accessories included	USB cable and software



435x320x100 mm

009600510
960AD/TP2

Set of adaptors for item 960TP in plastic case

Contents:

- Dummy injectors
- Dummy glow plugs
- Spark plug adaptors
- Oil cap adaptors
- Petrol injection couplers
- Set of spare gaskets

430x310x50 mm



1464T

014640377
1464IC-RK

Universal dummy injector kit for cars, trucks, marine engines and agricultural machines

Supplied with art. 1464IC



1464T

014640300
1464CBD

Comprehensive adapter set for testing compression in petrol and diesel engines, with tester 1464T

Makes it possible to connect to engine to test petrol and diesel compression with tester 1464T

Contents:

- 8 dummy spark plugs with non-return valves
- 44 dummy glow plugs with non-return valves
- 1 adjustable universal dummy injector for cars, trucks, marine engines and agricultural machines
- 1 90° adapter, pressure release valve and connecting pipe
- space accommodating tester 1464T in case



1464T

510x410x140 mm

014640470
1464FG

Set of dummy regulators for testing diesel common rail system (for use with Beta 1464T-1464AP)

Used with the tester and suitable adapters, it makes it possible to determine whether the problem is the high pressure pump or the regulator when there is no pressure in the high pressure circuit in common rail engines.

Recommended for Bosch, Delphi, Denso and Siemens pressure regulators



1464T

350x250x80 mm

014640050
1464T

Digital pressure and compression tester

SPECIFICATIONS

- 5" touch screen display
- rechargeable polymer lithium battery
- complete with 80 bar sensor (for low pressure) and USB cable



014640450
1464AP

Set for testing high pressure system in common rail diesel engines, with item 1464T

- High pressure pipe set
- Fittings
- 2,000 bar sensor



1464T

430x310x50 mm

014640500
1464APB

Set for testing high pressure system in FSI petrol engines, for use with item 1464T

Comes with 200 bar sensor and connectors



1464T

240x210x50 mm



014640600
1464TDI

Set for testing pump pressure in TDI engines, for use with item 1464T

Comes with connector

240x210x50 mm



014640550
1464PT

Set for testing turbo pressure, for use with item 1464T

Comes with sensor and connecting cable



240x210x50 mm

014640570
1464VD

Vacuum testing set for item 1464T

For measuring and storing maximum vacuum value

Supplied with:

- 800 mbar sensor
- 6 and 8 mm adaptors
- 3-m-long RJ45 cable



240x210x50 mm

TECHNICAL DATA

- Vacuum test: 0÷800 mbar
- Resolution: 1 mbar
- Maximum value storage

014640610
1464FAP

Set for testing high pressure system in common rail diesel engines, with item 1464T

- High pressure pipe set
- Fittings
- 2,000 bar sensor

TECHNICAL DATA:
Pressure test:
0÷500 mbar
Resolution: 1 mbar

240x210x50 mm



014640620
1464ADB

Set for testing AdBlue® system pressure for item 1464T

Supplied with adaptors for use with 80-bar standard sensor supplied with item 1464T

240x210x50 mm



014640650
1464PF

Set for testing pressure in braking system, for use with item 1464T

Comes with adaptors and connectors

400x280x60 mm



014640700
1464PB

Set of 9 connectors for testing fuel low pressure (for use with item 1464T)

Quick connectors to tester 1464T allow fuel low pressure in diesel and petrol engines to be quickly checked

520x440x120 mm



018990030

1899SI

2-in-1 machine for cleaning injectors and intake manifold

Special detergents can be used to periodically clean the injectors and the intake manifold in diesel and petrol engines, removing carbonaceous deposits and combustion residues

Specifications:

- Operating voltage: 12 V
- 2 service hoses with quick couplers
- 2 tanks (capacity: 1 l each)

NEW



018990011

1899A/M

DPF/FAP® system cleaning machine

Special detergents can be used to periodically clean and restore DPF and FAP® systems damaged by soot and ash deposits. Results can be checked by self-diagnosis, which allows soot mass and differential pressure in diesel particulate filter before and after treatment to be determined.

Supplied with:

- 1 2-m-long feed pipe
- 1 quick coupler + hose nozzle for differential sensor hoses
- 1 niple M18x1.5 with hose nozzle for direct connection to lambda probe
- 1 extension hose
- 1 DPF/FAP® spray nozzle
- 1 magnetic pipe support
- 1 DPF/FAP® pipe with adjustment cable gland plus niple M14/16/18 mm for connecting lambda probes

Technical specifications:

- operating voltage: 12 V
- power supply cord length: 3.9 m
- tank capacity: 1 l



Multi-purpose trolley

Can be used as a mobile workstation for diagnostic tools, laptops, testers and battery chargers

- Painted sheet metal frame: unparalleled firmness and sturdiness
- Ergonomic handle
- 2 fixed rear castors Ø 160 mm
- 2 steering front castors Ø 125 mm (one with brake)

049000112

CA49-G

Multi-purpose trolley
with door, empty

049000102

CX49-G

Multi-purpose trolley, empty

1099 mm
460 mm
435 mm



2-level top

2 central shelves
with adjustable position
and 1 fixed low shelf



Pull-out drawer for housing
a mini keyboard



1 paper holder



4 useful side cable reels
made of plastic



2 useful side containers



CX49-G

052000201

CB52-0

Gearbox/transmission trolley
with liquid recovery system

Inclined plane and drain holes allow liquids
to be recovered in collection tank

Fitted with:

- 4 swivel castors, including 2 with brakes
- tool drawer
- pull-out liquid collection tank; capacity: 7 l
- 2 shelves

870 mm
640 mm
1200 mm



kg
400



CAPACITY
7 L

Ø 100 mm

60 kg

Oil drain units

- level indicator
- big diameter pan with breakwater
grate; capacity: 12 l
- pneumatic tank emptying through 1.8 m pipe

018770008

1877

Exhausted oil drain unit,
wheeled, with 90 l tank



018770080

1877A

Exhausted oil drain
unit / vacuum cleaner,
wheeled, with 90 l tank
and pre-chamber

- Transparent pre-chamber:
capacity 9.5 l
- 1.8-m suction pipe

Standard accessories:

- 1 hard probe, Ø 5x700 mm
- 1 flexible probe, Ø 5x700 mm
- 1 hard probe, Ø 6x600 mm
- 1 flexible probe, Ø 6x700 mm
- 1 flexible probe, Ø 7x700 mm
- 1 flexible probe, Ø 8x700 mm
- adapters for VW, BMW,
CITROËN



018770100

1877F

**Exhausted oil drain unit
for 1 l bottles**

- Fits up to 4 bottles at a time
- Supplied with 2 2-l jerrycans

**FITS UP TO 4 BOTTLES
AT A TIME**



NEW

405 mm
240 mm
270 mm



017580033

1758B-1,6

**Non-return funnel, 1600 ml,
with quick couplings**

Quick couplings for VAG group vehicles




NEW

017580035

1758B-RNT

**Non-return quick coupling
for funnel item 1758B**

For Renault 1.5 dCi engine



017580030

1758B

**Non-return funnel
with quick couplings**

Particularly suitable
for VAG cars



NON-RETURN




017580040

1758B/K5

**Kit of non-return quick coupling
adapters, for funnel 1758B**

Kit contents:

- 1 adapter for 1.5 dCi Renault, Dacia, Nissan engines
- 1 adapter for 1.5/1.6 dCi Renault, Dacia, Nissan engines
- 1 adapter for 3.0 BMW diesel engines
- 1 adapter for 1.5/2.0 petrol engines, VAG group
- 1 connecting adapter for funnel, with tap



014940350

1494T/C5

**Set of special sockets
for plastic oil drain plugs**

Set contents:

- 1 socket for VAG group oil drain plugs
- 1 socket for BMW oil drain plugs
- 1 socket for PSA and Ford group oil drain plugs
- 1 socket for Mercedes oil drain plugs
- 1 "T"-handle wrench



38"

17 mm

173x125x50 mm



014820110
1482SN

**Quick coupler swivel pliers
for fuel pipes, with articulated jaws**



L mm
260

009600780
960KPC

**Reversible impulse extractor with adjustable
torque for glow plugs**

- Pneumatic extractor with adjustable torque and special sockets allow jammed glow plugs to be unscrewed, thereby minimizing damage risk
- 5 1/4" impact sockets, long series, specially designed for glow plugs: 8-9-10-11-12 mm, 2 extensions and 1 articulated joint
- 4 adjustable driving torques: 10-20-30-40 Nm
- Right-hand and left-hand adjustment



420x185x60 mm

017580050
1758ADB-D

**Non-return funnel for AdBlue®,
with straight coupling**

017580060
1758ADB-45°

**Non-return funnel for AdBlue®,
with 45° coupling**



**MAXIMUM
CAPACITY
1 L**



017590063
1759HD/3

**Cooling system seal testing
and circuit filling tools**

Make it possible to check circuit
(pipes, joints, pumps, radiators)
for leaks under pressure and
quickly fill circuit, avoiding air
bubble formation



600x500x140 mm

017590070
1759LR


**Cooling system
washing tool**

**Based on the use of compressed air,
high water pressure allows for effective
cleaning system washing**

- Supplied with 6 system connection adapters
- Operating lever with position locking for continuous use
- Supplied with a water quick coupling



NEW



2,6 kg




390x330x100 mm

019490050

1949R

Socket for opening AdBlue® caps, for PSA group vehicles

The 5 holes that are perpendicular to the handle allow dirt to be removed from radiators.



6-MM SECTION

± mm	L mm
6	600



009600801

960KC-M8/M9/M10

Assortment of tools for removing broken or damaged glow plugs

FOR SPARK PLUGS WITH THREADS M8-M9-M10



380x290x50 mm

009600261

960VTC

Leakage tester for petrol engine cylinders

After compressed air has been introduced into cylinder, gauge will allow it to be tested for compression leaks

Supplied couplers:
M10 - M12 - M14 - M14, long

NEW



2,3 kg

373x295x71 mm

014620110

1462/MB

Hammer face kit for removing injectors

Kit contents:

- 1 4 kg hammer face with 400 mm rod
- 1 articulated adapter, male M10x1.5, female M22x1.5 mm
- 1 adapter, male M22x1.5, female M13x1.4 mm
- 1 adapter, male M14x1.5, female M27x1 mm
- 1 adapter, male M14x1.5, male M25x1 mm
- 1 adapter, male M14x1.5, male M27x1 mm
- 1 adapter, male M14x1.5, female M14x1.5 mm
- 1 adapter, male M14x1.5, male M20x1 mm
- 1 adapter, male M14x1.5, male M17x1 mm



500x250x80 mm


014620235

1462/KI

Assortment of common rail diesel injector pullers

Allows DELPHI-BOSCH-SIEMENS-DENSO injectors to be removed

- Mechanical and hydraulic operation
- Includes one 12-t hydraulic jack
- Can be directly used on vehicle with mounted engine
- Numerous adjustment options on head make it possible to work on most engines available



530x470x140 mm

009600726
960ER

**Slide hammer
for injector washers**



**STEPPED
DRILL BIT**

018840010
1884

**Oil filler tool for manual and automatic
gearboxes and differentials**

Complete with 12 adaptors for direct
connection

- Fitted with nonreturn valve
for leakage-free oil filling
- Delivery: 70 cc per pump shot
- Tank capacity: 7.5 l
- Maximum permissible oil
viscosity: SAE 140



12 ADAPTORS	FORD	AT-101
	UNIVERSAL (Bmw, Honda, Nissan...)	AT-102
	VW-AUDI	AT-103
	VW-AUDI-PORSCHE	AT-104
	VW-AUDI-MINI COOPER	AT-105
	MERCEDES	AT-106
	DSG	AT-107
	VW-AUDI CVT	AT-108
	VOLVO	AT-109
	TOYOTA-LEXUS	AT-110
	SKODA	AT-111
	VW Passat/Tiguan <2007	AT-112

014540010
1454P

**Scraper for removing
packing and sealant residues**

Particularly recommended for cleaning
heads and flat surfaces to match




$\frac{S}{mm}$	L mm	L1 mm
3,3	210	32

018840200
1884N/C8

Set of 8 adapters for item 1884

Set contents:

- 1 adapter for Infiniti, 7-speed, M8x1.0
- 1 adapter for Honda, Hyundai, Kia 5x8x200 mm
- 1 adapter for Skoda M18x1.5
- 1 adapter for Mini M14x1.5
- 1 adapter for Nissan M10x1.5
- 1 adapter for Nissan Juke M12x1.25
- 1 adapter for GM M12x1.75
- 1 adapter for VAG group vehicles, 7-gear



200x145x40 mm

014380260
1438K/DSG-2

**Tool set for aligning 6- and 7-speed
DSG clutches**

For use with 6-speed DSG and manual-shift,
7-speed DSG (series 1 and 2) and S-tronic
gearboxes.



350x370x117 mm

014380270
1438K/PWR

**Removal/installation tool set for
Powershift dual clutch transmission**



440x400x85 mm

014710101

1471M/C22

Pneumatic tool for pushing back and rotating right and left disc brake pistons with accessories

- Automatic jack
- Thrust: 150 kg
- Operating pressure 5÷8 bar



350x310x85 mm

014660100

1466/C5

Kit of 5 brake bleeding wrenches

Kit contents:

- 5 wrenches sizes 7-8-9-10-11 mm
- 1 drain hose with check valve

OIL GOES INTO BUSH



260x170x50 mm

014670080

1467T/C6

Set of adapter plugs for brake fluid tanks, for use with BETA items 1467LF and 1467LF/2

Kit contents:

- 1 plug for Toyota vehicles
- 1 plug for Ford, Hyundai, Mazda, Mitsubishi, Nissan, Subaru vehicles
- 1 plug for Honda vehicles
- 1 plug for Mazda and Suzuki vehicles
- 1 plug for Nissan vehicles
- 1 brake bleeding adapter plug for European vehicles



350x240x85 mm



014710400

1471T/C5



5 slogging wrenches for truck brake calipers

Can be used with torque wrenches for tightening operations

Included sizes:

- female Torx wrenches E18, E20, E24
- ring wrenches M24, M26



275x220x60 mm

Tyre inflator

- Shockproof rubber coated body
- Metal operating lever
- Operating pressure: 0,5÷12 bar, 7÷174 psi
- Pipe length: 58 cm
- 360° hose rotation
- 1/4" air inlet

019490018

1949GPA

- Pressure release feature
- Pressure measurement feature

019490021

1949DGT/2

Digital tyre inflator

- 4 units of measurement, bar/psi/kpa/kg
- Backlit LCD display
- Resolution: 0.05 bar
- Self-power off after 1.5 minutes



019500078

1950BZK

Tyre bead seater

- Secondary handle with push-button operation helps keep hold of tool during use
- Tank capacity: 18 l
- Operating pressure: 3-8 bar
- Maximum tank pressure: 16 bar
- Pressure relief valve
- Gauge with graduated scale
- Plastic inlet preventing rim damage

**TANK CAPACITY
18 L**

NEW



5,3 kg

660 mm
290 mm
440 mm



009720010


972/C10

Removal kit for damaged wheel nuts

For use on anti-theft and conventional nuts



290x250x60 mm



009720004

972/C4BMW

Removal kit for anti-theft bolts with free rings, for BMW and Mini cars



516x145x66 mm



009830010
983PM

12" 1/4"

**Abrasive brush
for cleaning hubs**



Ø1 mm	Ø2 mm
90	150

009830050

983 PM/R-DA

**Abrasive discs, pair, for
item 983PM**

NEW



Ø
150 mm

007200633

720FRD

**Impact socket for Ford
wheel nuts with aluminium
damaged caps**

12"



Required when nut caps are
damaged by impact wrenches

NEW



mm	L mm
18,5÷19,5	63

014710367

1471PT/C5

**Impact socket kit
for brake calipers nuts**

For cars of Volkswagen, Audi & Porsche group
• 3 10-tooth sockets: 11.5 mm - 15 mm - 20 mm
• 2 7-tooth socket: Ø 14 mm - 22 mm

12"



7-tooth 10-tooth



NEW



Ø mm	L mm
25	50

015660015

1566R

**Adjustable tool
for removing/installing
steering arms**

12"

NEW

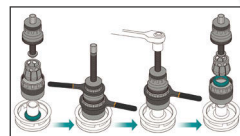


Ø mm
27÷43

015310107

1531/C7

**Removal kit for hub wheel
bearing inner rings**



Included sizes:

- 1 pliers Ø 40÷45 mm
- 1 pliers Ø 45÷51 mm
- 1 pliers Ø 50÷55 mm
- 1 pliers Ø 55÷61 mm

390x315x96 mm

015680001
1568

**Pneumatic assembly tool
for silicone axle shaft boots**

- 8 spreader arms
- Maximum arm spreading: 145 mm

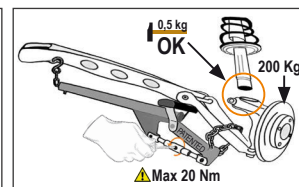
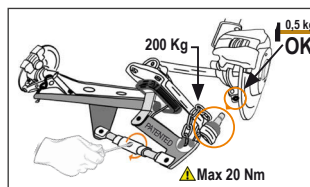


L mm	L1 mm
420	195

015670001
1567

**Lever for removing wishbone heads
and shock absorbers from pillar**

One operator can position lever effortlessly
and proceed with disassembly



MAXIMUM THRUST 2 TONS (10 BAR)



1670 mm
610 mm
825 mm



015500010
1550U

**Pneumatic shock absorber removal tool
for cars, SUVs and commercial vehicles**

- upper universal hold system
- active safety system on spring
- protective "full body" grille



- Supplied with 2 lower forks for diameters 78-205 mm
- Maximum thrust: 2 tons (10 bars) - 1.6 tons (8 bars) - 1.2 tons (6 bars)
- Spring compression stroke: 335 mm

015500018
1550U/SS187

Left-hand fork for item 1550U


Particularly suitable for left-hand springs,
e.g. Nissan Qashqai and Renault Koleos



015500021
1550U/M

**Vice for shock absorber
removal tool item 1550U**

Allows shock absorber
stem to be locked



015510020
1551/C20

Kit for removing shock absorber heads

Kit contents:

- 7 hexagon sockets, sizes: 16 - 17 - 18 - 19 - 21 - 22 - 24
- 1 socket extension, length: 120 mm
- 3 slotted female bits, sizes: 8x5 - 8x6 - 11x8
- 1 female hexagon bit, size: 10 mm
- 1 male XZN® bit, size: M10
- 1 male Torx® bit, size: T50
- 4 male hexagon bits, sizes: 5 - 6 - 7 - 8
- 1 bit holder extension, length: 95 mm
- 1 bit holder extension, length: 190 mm



320x245x71 mm

015520020
1552/C9

Kit for spreading shock absorber, wishbone and steering wheel joints apart

Working with single or double retractor head also makes it possible to work on double joints, e.g. from VAG group



mm
13

195x140x40 mm

013650013
1365/K13

Oil pressure pump, 10 t, and bodywork accessories kit in handy trolley

Kit contents:

- oil pressure pump, 10 t, with 1.5-m-long hose, 1/2" coupling
- piston
- wing opening pliers; capacity: 500 kg
- baseplate, 150x90 mm
- L-shaped base, 50x50 mm
- 4-point punch
- round, knurled punch, Ø 50 mm
- wedge-shaped punch, 43 mm
- 240-mm-long extension
- 450-mm-long extension
- 475-mm-long extension
- rubber head
- male-to-male coupling for installing accessories



33 kg

900x420x180 mm

013660200
1366A

Dent puller with kit of 19 plastic glue tabs

Ideal for removing:

- Hail dents
- Dents caused by doors
- Small dents in general




013610030
1361/K9

Kit of 8 levers for bodywork dent pullers

Kit contents:

- round ball head rod, Ø 31 mm, length 110 cm
- tip rod, length 62 cm
- whale tail tip rod, length 112 cm
- hook tip rod, length 27 cm
- flat round head rod, length 50 cm
- round ball head rod, Ø 19 mm, length 52 cm
- whale tail head rod, length 27 cm
- round whale tail head rod, length 28 cm
- fabric bag with handles



NEW

014790150
1479LB/C5

Kit of 5 metal trim pin removers



215x165x50 mm

014790604
1479L/K4

4 wrecking bars for jobs on dashboards and delicate parts




014780160
1478/K3

Pin removing pliers kit with plastic clips assortment

Kit contents:

- Flat nose pliers (1 pc.)
- 90° bent nose pliers (1 pc.)
- 625 plastic clips in 16 different sizes
- Clips in 3 stackable PPL containers

L mm	L1 mm
180	170



NEW



014780163
1478NSS

Plastic pin removal pliers with 3 release points

L mm
180



NEW



017640001
1764/K5

Manual riveter for plastic rivets supplied with rivets in 4 sizes

Kit contents:

- 10 rivets Ø 5x17.2 mm
- 10 rivets Ø 5x15.8 mm
- 10 rivets Ø 6.3x25.2 mm
- 10 rivets Ø 6.6x17.2 mm



NEW

013640001

1364SE

Extension bodywork support

Specifications:

- 4 swivel castors, 2 with brakes
- Pantograph can be extended up to 1400 mm
- Vertically adjustable up to 1315 mm
- Position locking
- Contact surface covered with removable rubber



L mm	H mm	P mm
215÷1400	780÷1315	890

NEW

013640002

1364SV

Bodywork support with central tray

Specifications:

- Contact surface covered in polyethylene
- Tray dimensions: 340x845x40 mm
- Foldable



H mm
1000

017680010

1768

Aluminium footboard

SURFACE COATED WITH NON-SLIP MATERIAL

kg
200



L mm	L1 mm	H mm
960	300	475



013640003

1364SCP

Revolving bodywork support

Specifications:

- Particularly suitable for bonnets, wings and doors
- Fitted with 4 castors - 2 steering with brakes
- Can be rotated up to 180°



**ROTATED
UP TO 180°**

NEW


L mm	H mm	P mm
1100	1300	680

013640004

1364SP

Bodywork support with suction cups

Specifications:

- Particularly suitable for use with windows
- Fitted with 4 suction cups, Ø 95 mm
- Extension can be adjusted by means of a chain
- Polyethylene coated tube



**PARTICULARLY SUITABLE
FOR USE WITH WINDOWS**



L mm	H mm
950	1250

030090001

3009

Wheel lifter

Maximum lifting capacity: 550 kg

- 4 pivoting rollers
- Roller width: 200 mm
- For wheels up to 240 mm in width


**550
kg**

- IDEAL FOR:**
- **LOADING DAMAGED CARS
ONTO TOW TRUCKS**
 - **CAR REPAIR GARAGES**
 - **MOVING CARS IN SHOWROOMS**

2254A



Car covers, for outdoor use, water-repellent and UV-resistant

Technical specifications

- exterior finish with UV protection treatment
- soft, nonscratch interior finish
- 6 adjustment strings for making cover fit close to car
- 2 front door zips to allow access to vehicle without having to remove cover
- mirror seats
- reflecting



	Tg	Categories	Dimensions mm		
2254A/M	M	COMPACT CARS	4000X1450X1300	022540002	
2254A/L	L	SALOON CARS AND STATION WAGONS	5300X1450X1150	022540000	
2254A/XL	XL	SUV	4700X1450X1580	022540001	

THESE COVERS ARE IDEAL FOR PROTECTING DAMAGED VEHICLES WHILE WAITING TO BE REPAIRED

022540101

2254K

Reusable seat, steering wheel and gear knob protector



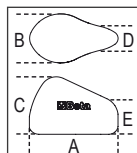
3099E



Outdoor motorcycle cover, water and dust resistant

Protects paint from scratches, dust and sunlight.

- Size "M" recommended for sports and naked motorcycles and mid-size scooters
- Size "L" recommended for maxi enduro and crossover motorcycles



	Tg	A mm	B mm	C mm	D mm	E mm		
3099E/M	M	2290	990	1250	350	900	030990102	
3099E/L	L	2500	1100	1650	1100	1500	030990103	

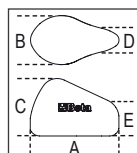
3099T



Indoor motorcycle cover, made from stretch fabric

Protects paint from scratches, dust and sunlight.

- Size "M" recommended for sports and naked motorcycles and mid-size scooters
- Size "L" recommended for maxi enduro and crossover motorcycles
- Size "XL" recommended for super touring motorcycles



	Tg	A mm	B mm	C mm	D mm	E mm		
3099T/M	M	2050	900	1000	350	800	030990202	
3099T/L	L	2700	1100	1300	550	1100	030990203	
3099T/XL	XL	3100	1300	1400	700	1200	030990204	

018750000

1875LT

Injection/extraction carpet/upholstery cleaner

Ideal for deeply cleaning textile surfaces.

It dispenses pressure sprayed detergent and sucks it up with dirt, leaving surfaces almost dry

Supplied accessories:


- 1 hose complete with ergonomic handle
- 1 dispenser unit
- 2 hard extensions
- 1 small spray extraction nozzle
- 1 big spray extraction nozzle
- 6 power cord locknuts

Technical data:

- voltage: 230/240 V
- frequency: 50/60 Hz
- max. power: 1100 W
- airflow rate: 58 l/sec.
- max. drum capacity: 20 l
- max. detergent tank capacity: 3 l
- max. pump pressure: 7 bar
- max. suction pressure: 21 kPa
- pump power: 48 W



**HIGHLY EFFECTIVE FOR
CAR SEATS AND INTERIORS**



018750010

1875SP/K3

Kit of fabric cleaning brushes

- 1 flat brush Ø 48 mm
- 1 flat brush Ø 100 mm
- 1 hemispheric brush Ø 90 mm
- 1/4 impact socket drive"



NEW

018980932

1898/S

Hand pressure pump with 5 l tank

- Stainless steel nozzle
- Locking lever for continuous jet
- Adjustable nozzle with straight jet and mist spray
- Shoulder strap for ease of transport
- Nozzle hook-up handle
- 1.2-m-long hose
- Not for use with hydrocarbons

NEW

018980930

1898/M

Pressure sprayer with 2 l tank

- Adjustable nozzle with straight jet and mist spray
- Graduated scale (0.5 l - 1 l - 1.5 l - 2 l)
- Locking lever for continuous jet
- Not for use with hydrocarbons

NEW



5 l

030030150
3003PRO

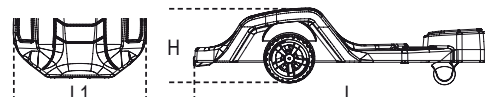
Creeper made of shockproof plastic

- ergonomic head cushion
- soft back protector
- 2 178 mm double bearing castors for trouble-free use on uneven surfaces and pipes/cables
- 1 castor
- double height adjustment from the ground: 38 or 76 mm
- 2 portable LED lamps (250 lumens) with fixing magnets
- load capacity: 200 kg
- weight: 7.7 kg

DURABLE AND ERGONOMIC



DOUBLE LED LAMP WITH MAGNET



H min mm	H Max mm	L mm	L1 mm
170	230	1040	570

030020001
3002

Creeper and seat

- Steel frame
- PVC lining with upholstery
- Easily convertible into a creeper or a seat




030290120
3029L/2T

Long, lowered hydraulic jack, 2 t

Makes it possible to work on vehicles with a reduced height from the ground and internal lifting point

- Controlled descent speed
- Quick approach pedal
- Nylon wheels

H min-Max mm	L mm	L1 mm
75÷530	930	295



030290020
3029/2T

Lowered hydraulic jack, 2 t, with 4 wheels

- Quick approach pedal
- Steel frame and nylon wheels
- Minimum height: 75 mm

H min-Max mm	L mm	L1 mm
75÷500	720	290



030330130
3033E/3T

Hydraulic jack, 3 t

- Controlled descent speed
- Nylon wheels

H min-Max mm	L mm	L1 mm
95÷515	700	370



030300220
3030H/2T

High-lift hydraulic jack, 2 t, with 6 wheels

Makes it possible to work on vehicles that are high from the ground and have a long shock absorber travel

- Controlled descent speed
- Quick approach pedal
- Nylon wheels

H min-Max mm	L mm	L1 mm
85÷780	1010	300




030300020
3030/2T

Lowered hydraulic car jack, 2 t with 6 wheels

- Car jack can be easily handled on uneven, irregular floors
- Dual front tilting wheels made of plastic material (PTFE)
- Pedal allows easy approach

H min-Max mm	L mm	L1 mm
85÷520	860	400



030330030
3033/3T

Hydraulic jack, 3 t long version

- Particularly suitable for use on commercial vehicles
- Polyamide wheels

H min-Max mm	L mm	L1 mm
140÷520	1180	370




3028

Hydraulic press

	3028 20	3028 30	3028 50
Maximum capacity	20 t	30 t	50 t
Manual 2-speed pump	✓	✓	✓
Moving piston	✓	✓	✓
Hydraulic safety in case of overloading	✓	✓	✓
Gauge	✓	✓	✓
Set of V-shaped prisms	✓	✓	✓
Hoist	X	X	✓


NEW



20 t

1830 mm
540 mm
850 mm

98 kg



30 t

1850 mm
540 mm
850 mm

132 kg



50 t

1850 mm
650 mm
1100 mm

241 kg

030280020

3028 20

Hydraulic press with moving piston

- Maximum capacity: 20 t
- Manual vertical top adjustment
- Sliding piston

030280030

3028 30

Hydraulic press with moving piston

- Maximum capacity: 30 t
- Manual vertical top adjustment
- Sliding piston

030280050

3028 50

Hydraulic press with moving piston and hoist

- Maximum capacity: 50 t
- Vertical top adjustment through hoist
- Sliding piston

3028SP

Protective screen for presses 3028

NEW

	Press		
3028SP/20	3028 20	030280021	
3028SP/30	3028 30	030280031	
3028SP/50	3028 50	030280051	




030230050
3023

**Pit and under bridge jack
with screw adjustment**

**MAXIMUM
CARRYING
CAPACITY:
350 kg**



H min-Max mm	Ø mm
1350÷2030	300



3050/600

**Electro-hydraulic motorcycle jack,
600 kg**

Technical specifications

- Electrical, mechanical and hydraulic safety devices
- Capacity: 600 kg
- Integrated electro-hydraulic unit: 230V - 50 Hz
- Hydraulic pump
- Controlled downward speed
- Safety fuses for protection in case of cable cuts
- control push button panel
- CE-certified, TÜV-approved



Ral 2011	Ral 7016	Ral 3000
030500201	030500202	030500203

H min-Max mm	L mm
185÷1110	2100



8143



Hand chain blocks

- Professional model, made of first-rate materials
- Automatic brake with double pawl system
- Swivel hook with safety latch



081430005

8143 0,5T

9,2 kg

WLL t	L m
0,50	3

081430010

8143 1T

11,7 kg

WLL t	L m
1	3

081430020

8143 2T

19,5 kg

WLL t	L m
2	3

8146



Lever hoists

- Professional model, complies with EN13157 standard, easy to install and use.
- Automatic brake with double pawl system for optimized safety.
- Swivel hook with safety latch.



081460002

8146C 0,25T

2,5 kg

WLL t	L m
0,25	1,5

081460008

8146 0,75T

6,7 kg

WLL t	L m
0,75	1,5

081460015

8146 1,5T

11,2 kg

WLL t	L m
1,50	1,5

USER-FRIENDLY, SAFE

8146

8146C

8147S



Push trolleys for manual beam clamps

Suitable for fixing and horizontal moving of hoists on structural beams, e.g. INP, IPB, IPE, HEA, HEB, by creating a secure anchor point.

Technical data:

- Safety factor: 4
- Identification tag

Available certificates:

- Manufacturer's Certificate
- CE Declaration of Conformity
- Test report UNI EN10204 type 2.2
- Technical product specifications



NEW

EN13157

	WLL t	L Min÷Max mm	Ø F mm		
8147S 0,5T	0,5	50÷220	25	081470005	
8147S 1T	1	58÷220	30	081470010	
8147S 2T	2	66÷220	40	081470020	

8147P



Manual beam clamps for manual hoists

Suitable for structural beams (INP, IPB, IPE, HEA, HEB etc.)

Technical data:

- Safety factor: 4
- Identification tag

Available certificates:

- Manufacturer's Certificate
- CE Declaration of Conformity
- Test report UNI EN10204 type 2.2
- Technical product specifications



NEW

EN13157

	WLL t	A Min÷Max mm		
8147P 1T	1	90÷180	081470210	
8147P 2T	2	90÷190	081470220	

8148

NEW

EN 13157

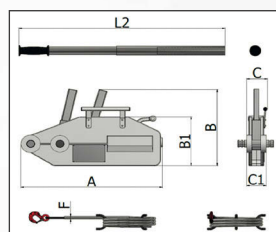
**Manual rope winch,
aluminium alloy body,
complete with operating lever,
rope and hook**

Lightweight and portable, the Robur manual rope winch complies with EN 13157, is made from high-quality materials and is suitable for lifting, pulling, tensioning and fixing loads in all directions through the operating lever.

Generally connected to a fixed lashing point, it allows for highly precise load positioning and ensures safe operation in all directions - horizontal, vertical and tilted. Based on its compact, handy design, it is easy to install and use.

The Robur manual winch makes it possible to use ropes in any length, and its capacity can be increased by a factor of 2, 3, 4 or more - provided that its frame is inspected -, by using guide rollers and hooks with blocks in accordance with the reference standard.

- Safety factor: 4:1



WLL (t)	kg	Dimensions mm						
		A	B	B1	C	C1	F	L2
0,8	6,5	426	235	168	64	60	8,3	800
1,6	12,5	545	280	190	97	72	11	1200
3,2	28	660	325	230	116	91	16	1200

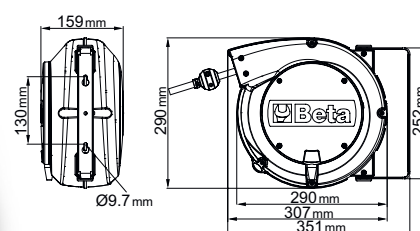
	WLL t	L m		
8148 0,8X20M	0,8	20	081480008	
8148 1,6X20M	1,6	20	081480016	
8148 3,2X20M	3,2	20	081480032	
8148 0,8X30M	0,8	30	081480108	
8148 1,6X30M	1,6	30	081480116	
8148 3,2X30M	3,2	30	081480132	



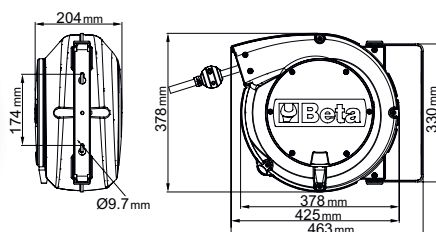
Automatic hose reel

Shockproof plastic body, for air or water

- Braided polyurethane hose
- Device for automatically fixing hose at required length
- Rack mechanism can be disabled to keep hose pulled
- Water operating temperature range: -5 °C / +50 °C
- Supplied with a 180° swivel bracket and an additional quick connection bracket


019000080
1900S 8X10


Air inlet	GAS	1/4"
Hose length	m	10
Operating pressure	bar	15
Ø Hose	mm	8x12
Hose material		polyurethane

019000115
1900M 10X15


Air inlet	GAS	3/8"
Hose length	m	15
Operating pressure	bar	15
Ø Hose	mm	10x14
Hose material		polyurethane

019240030

1924XM

3/8"

Compact reversible impact wrench

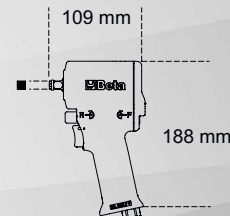
- Single hammer impulse device
- Super compact and powerful
- One-hand reverse button
- Three power adjustable screwing positions
- Exhaust through handle
- Balancing hook

The Beta 1924XM impact wrench delivers high performance in super compact dimensions. In addition, you can choose from 3 different power screwing positions, for optimal adjustment as needed.

Free speed	rpm/min	9.000
Impulse device		Single hammer
Max. torque	Nm	515
Bolt capacity	Cl 8.8	M16●24 mm
Bolt capacity	Cl 12.9	M14●21 mm
Air inlet	GAS	1/4"
Operating pressure	bar	6,2
Internal hose size (Ø)	mm	10
Mean air consumption	l/min	122



1,3 kg

**NEW**

1/2"

019270030

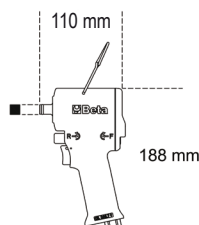
1927XM

1/2"

Compact reversible impact wrench

- Single hammer impulse device
- Amazingly compact and powerful
- One-hand reverse button
- Three power adjustable screwing positions
- Exhaust through handle
- Balancing hook

Free speed	rpm	10.000
Impulse device		Single hammer
Max. torque	Nm	770
Bolt capacity	Cl 8.8	M22●34 mm
Bolt capacity	Cl 12.9	M18●27 mm
Air inlet	GAS	1/4"
Operating pressure	bar	6,2
Internal hose size (Ø)	mm	10
Mean air consumption	l/min	122



1,3 kg

019270129

1927XM/K5

1/2"

Assortment of 1 compact reversible impact wrench and 5 impact sockets, in plastic case



2,8 kg

720 17-19-
21-22-24 mm

307x206x86 mm

019270007

1927CD

1/2"

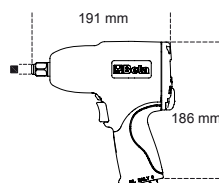
Reversible impact wrench

- Double hammer impulse device
- Lightweight and well-balanced for enhanced ease of use
- High torque
- Reversible lever
- Three power adjustable screwing positions
- Exhaust through handle
- Silenced

Free speed	rpm	7.000
Impulse device		Double hammer
Max. torque	Nm	1020
Bolt capacity	Cl 8.8	M22●34 mm
Bolt capacity	Cl 12.9	M18●27 mm
Air inlet	GAS	1/4"
Operating pressure	bar	6,2
Internal hose size (Ø)	mm	10
Mean air consumption	l/min	130



2,3 kg



019270107

1927CD/K3

1/2"

Assortment of 1 reversible impact wrench and 3 impact sockets



4 kg

720LC
17-19-21 mm

350x305x86 mm

019270008

1927P

12"

Reversible impact wrench

- Double hammer impulse device
- Lightweight and well-balanced for enhanced ease of use
- Reversible lever
- Three power adjustable screwing positions
- Exhaust through handle
- Vibration-damping handle

Free speed	rpm	7.500
Impulse device		Double hammer
Max. torque	Nm	1750
Bolt capacity	Cl 8.8	M24●36 mm
Bolt capacity	Cl 12.9	M20●30 mm
Air inlet	GAS	1/4"
Operating pressure	bar	6,2
Internal hose size (Ø)	mm	10
Mean air consumption	l/min	290



019270118

1927P/K3

12"

Reversible impact wrench, supplied with 3 impact sockets

720LC
17-19-21 mm

350x305x86 mm



019270009

1927PAL

12"

Reversible impact wrench, made from composite material

- Double hammer impulse device
- 2" long anvil
- Lightweight and well-balanced for enhanced ease of use
- Reversible lever
- Three power adjustable screwing positions
- Exhaust through handle
- Vibration-damping handle



Free speed	rpm/min	7.500
Impulse device		Double hammer
Max. torque	Nm	1.750
Bolt capacity	Cl 8.8	M24●36 mm
Bolt capacity	Cl 12.9	M20●30 mm
Air inlet	GAS	1/4"
Operating pressure	bar	6,2
Internal hose size (Ø)	mm	10
Mean air consumption	l/min	290

2"

**1750 Nm
ULTRA-POWERFUL**

NEW

019270022

1927B

12"

Reversible impact wrench

- "Pin Clutch" impulse device
- Rubber handle
- Reversible lever
- Three power adjustable screwing positions
- Exhaust through handle

Free speed	rpm	7.000
Impulse device		Pin Clutch
Max. torque	Nm	705
Bolt capacity	Cl 8.8	M22●34 mm
Bolt capacity	Cl 12.9	M18●27 mm
Air inlet	GAS	1/4"
Operating pressure	bar	6,2
Internal hose size (Ø)	mm	10
Mean air consumption	l/min	133



019270122

1927B/K5

12"

Reversible impact wrench, made from aluminium, supplied with 5 impact sockets, in case

720 15-17-
19-21-22 mm

350x305x86 mm



007200525
720ME/C8

1/2"

8 impact socket drivers for hexagon screws

Ø 5-6-8-10-12-14-17-19 mm



270x120x45 mm

007200653
720LC/C3

1/2"

3 impact sockets for wheel nuts, with polymeric inserts, in plastic case

Ø 17-19-21 mm



148x132x44 mm

007200904
720/C24

1/2"

Set of 24 impact sockets, 1/2" female drive, in metal case

Quantity/Description	Beta N.
15 10-12-13-14-15-16-17-18 19-21-22-24-27-30-32 mm	720
6 13-17-19-21-22-24 mm	720L
3 17-19-21 mm	720LC



420x185x60 mm

019280030
1928XM

3/4"

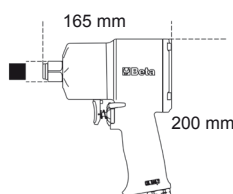
Compact reversible impact wrench

- Double hammer impulse device
- Amazingly compact and powerful
- One-hand reverse button
- Three power adjustable screwing positions
- Exhaust through handle



1600 Nm

Free speed	rpm	4.800
Impulse device		Double hammer
Max. torque	Nm	1600
Bolt capacity	CI 8.8	M27●41 mm
Bolt capacity	CI 12.9	M24●36 mm
Air inlet	GAS	3/8"
Operating pressure	bar	6,2
Internal hose size (Ø)	mm	10
Mean air consumption	l/min	175



2,9 kg

**ULTRA
COMPACT
AND POWERFUL**



019280007
1928CD

3/4"

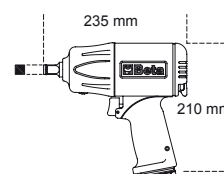
Reversible impact wrench

- Double hammer impulse device
- High weight/power ratio
- Reversible lever
- Three power adjustable screwing positions
- Exhaust through handle
- Silenced

Free speed	rpm	4.500
Impulse device		Double hammer
Max. torque	Nm	1.800
Bolt capacity	CI 8.8	M27●41 mm
Bolt capacity	CI 12.9	M24●36 mm
Air inlet	GAS	3/8"
Operating pressure	bar	6,2
Internal hose size (Ø)	mm	10
Mean air consumption	l/min	215



3,5 kg

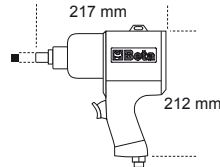


019280022 **1928DA** **3/4"**

Reversible impact wrench

- Double hammer impulse device
- Sturdy and compact; high torque
- Reversible lever
- Three power adjustable positions
- Exhaust through handle
- Slip-proof ergonomic handle

Free speed	rpm	5.000
Impulse device		Double hammer
Max. torque	Nm	1.695
Bolt capacity	Cl 8.8	M30●46 mm
Bolt capacity	Cl 12.9	M27●41 mm
Air inlet	GAS	3/8"
Operating pressure	bar	6,2
Internal hose size (Ø)	mm	10
Mean air consumption	l/min	210



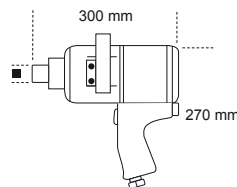
4,3 kg

019300032 **1930PA** **1"**

Reversible impact wrench

- Double hammer impulse device
- Auxiliary handle
- Reversible lever
- Three power adjustable screwing/unscrewing positions
- Exhaust through handle

Free speed	rpm	3.500
Impulse device		Double hammer
Max. torque	Nm	2445
Bolt capacity	Cl 8.8	M36●55mm
Bolt capacity	Cl 12.9	M30●46mm
Air inlet	GAS	1/2"
Operating pressure	bar	6,2
Internal hose size (Ø)	mm	13
Mean air consumption	l/min	350



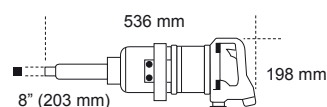
9,6 kg

019300037 **1930LA** **1"**

Reversible impact wrench

- Double hammer impulse device
- 8" long anvil
- Auxiliary handle
- Reversible lever
- Three power adjustable screwing positions
- Lower exhaust

Free speed	rpm	4.000
Impulse device		Double hammer
Max. torque	Nm	2445
Bolt capacity	Cl 8.8	M36●55mm
Bolt capacity	Cl 12.9	M30●46mm
Air inlet	GAS	1/2"
Operating pressure	bar	6,2
Internal hose size (Ø)	mm	13
Mean air consumption	l/min	460



10,6 kg

Reversible air impact ratchets

- Double rocking dog™ impulse device
- Easy tightening: The impact mechanism system eliminates wrist twisting at end of screwing and shortens operating time
- Compact and powerful: maximum torque is significantly higher than maximum torque as achieved with a conventional ratchet
- Ergonomic rubber handle

Free speed	rpm	700
Maximum torque	Nm	68
Bolt capacity	Cl 8.8	M10●16 mm
Bolt capacity	Cl 12.9	M8●13 mm
Air inlet	GAS	1/2"
Working pressure	bar	6,2
Internal hose size (Ø)	mm	10
Mean air consumption	l/min	88

019220006
1922P1 14"

019220010
1922P2 3/8"

019220013
1922P3 12"

Free speed	rpm	600
Maximum torque	Nm	136
Bolt capacity	Cl 8.8	M12●18 mm
Bolt capacity	Cl 12.9	M10●16 mm
Air inlet	GAS	1/2"
Working pressure	bar	6,2
Internal hose size (Ø)	mm	10
Mean air consumption	l/min	113



HIGH TORQUE WITHOUT AFFECTING WRIST

1,5 kg

019330006
1933IH

High-power die grinder

- Collect chuck, Ø 3 mm and 6 mm



Free speed	rpm	20.000
Chuck capacity	mm	3-6
Power	kW	0,75
Air inlet	GAS	1/4"
Working pressure	bar	6,2
Internal hose size (Ø)	mm	10
Mean air consumption	l/min	370

019420000
1942A

Air saw

- Powerful and handy
- Designed for cutting bodies, exhaust pipes and silencers, aluminium and plastic
- Complete with rubber handle, PVC exhaust pipe and air-feeding hose
- Rear exhaust

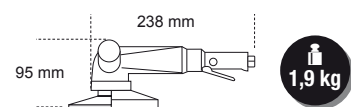


Strokes per minute		10.000
Stroke length	mm	10
Air inlet	GAS	1/4"
Operating pressure	bar	6,2
Internal hose size (Ø)	mm	8
Mean air consumption	l/min	75

019360025
1936/5A

Angle grinder

- Extremely compact and handy
- Air governor for automatically controlling top speed
- Right-hand/left-hand auxiliary handle
- Spindle lock button
- Accessory for quickly changing discs
- Safety cap can be quickly adjusted in nine different positions through quick release
- Rear exhaust

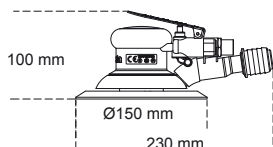


Free speed	rpm	20.000
Chuck capacity	mm	3-6
Power	kW	0,75
Air inlet	GAS	1/4"
Working pressure	bar	6,2
Internal hose size (Ø)	mm	10
Mean air consumption	l/min	370

019370001
1937 5,0

Roto-orbital palm sander, lubrication free, made from composite material

- No lubrication required
- Extremely compact and easy to handle
- 6-hole Velcro pad
- Continuous motor speed adjustment
- Nonslip, soft material handle
- Designed for connection to suction systems with swivel fittings
- Revolving exhaust

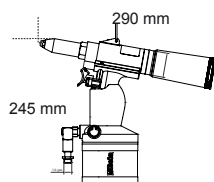


Free speed	rpm	12.000
Power	kW	0,18
Pad size	mm	150
Spindle thread		5/16"-24
Air inlet	GAS	1/4"
Operating pressure	bar	6,2
Internal hose size (Ø)	mm	10
Mean air consumption	l/min	170

019460006
1946C4,8

Automatic air suction riveter

- Professional air riveter for use with 2.4 - 3.2 - 4.0 - 4.8 mm long steel, stainless steel, aluminium and copper rivets
- Pointed cone-shaped spout
- Powerful and handy, with handle made of composite material
- Complete with safety nail container and oil gun




Material/Riveter	2,4	3,2	4	4,8
Copper	✓	✓	✓	✓
Aluminium	✓	✓	✓	✓
Steel	✓	✓	✓	✓
Stainless steel	✓	✓	✓	✓

Traction power	N	8.900
Stroke length	mm	15
Maximum rivet capacity	Ø stainless steel	4,8 mm
Air inlet	GAS	1/4"
Working pressure	bar	6,2
Internal hose size (Ø)	mm	10
Air consumption	l/cycle	2,6

017500111
1750TA

High-pressure, self-locking 6-pin grease nozzle

Once positioned, it remains on axis and connected to nipple; it does not have to be held like common nozzles. Easy to disconnect, even when with pressurized nozzle. Thread M10x1: suitable for all types of grease guns: electric, pneumatic, manual etc. Deformation-free up to 550 bar.



019490030
1949U5

Progressive blow gun with 5 nozzles

- Hard-wearing, shockproof composite material body
- 3 steel nozzles, 100/160/320 mm, scratchproof, protective rubber tips
- 1 "Turbo" nozzle made of fibreglass-reinforced nylon with safety tip
- 1 revolving nozzle, 100 mm, made of fibreglass-reinforced nylon
- With quick fixing system

Threaded brass insert	1/4" GAS
Working pressure	10 bar
Maximum working pressure	10 bar
Mean air consumption	280 l/min
Working temperature	-10°C ÷ 85° C



- EVA OUTSOLE WITH DURABLE NITRILE RUBBER TREAD
- HEEL STABILITY SUPPORT
- COMPOSITE FIBRE PENETRATION-PROOF INSOLE

7372B

O-Gravity woven fabric shoe, ultralightweight, hard-wearing and ultrabreathable

- Heel stability support, traditional lacing
- Wide fit



EU	UK	
38	5	073720038
39	6	073720039
40	6,5	073720040
41	7	073720041
42	8	073720042
43	9	073720043
44	10	073720044
45	10,5	073720045
46	11	073720046
47	12	073720047
48	13	073720048

450 g

S1P HRO SRC

7352B

Mesh fabric shoe, highly breathable, with TPU inserts

- Carbon fibre toe cap
- Stretch slip-on collar



EU	UK	
38	5	073520138
39	6	073520139
40	6,5	073520140
41	7	073520141
42	8	073520142
43	9	073520143
44	10	073520144
45	10,5	073520145
46	11	073520146
47	12	073520147
48	13	073520148

S1P HRO SRC

450 g



7352G

Mesh fabric shoe, waterproof, with TPU inserts

- Carbon fibre toe cap
- Traditional lacing
- Wide fit



EU	UK	
38	5	073520338
39	6	073520339
40	6,5	073520340
41	7	073520341
42	8	073520342
43	9	073520343
44	10	073520344
45	10,5	073520345
46	11	073520346
47	12	073520347
48	13	073520348

S1P HRO SRC ESD

450 g



7353Y

Mesh fabric shoe, highly breathable, with TPU inserts

- High-visibility reflective mesh upper
- Carbon fibre toe cap
- Stretch slip-on collar



EU	UK	
38	5	073530038
39	6	073530039
40	6,5	073530040
41	7	073530041
42	8	073530042
43	9	073530043
44	10	073530044
45	10,5	073530045
46	11	073530046
47	12	073530047
48	13	073530048

S1P HRO SRC

420 g



7354N

Mesh fabric shoe, waterproof, with TPU inserts

- Carbon fibre toe cap
- Stretch slip-on collar



EU	UK	
38	5	073540038
39	6	073540039
40	6,5	073540040
41	7	073540041
42	8	073540042
43	9	073540043
44	10	073540044
45	10,5	073540045
46	11	073540046
47	12	073540047
48	13	073540048

S3 HRO SRC

460 g



NEW
7381N
**Water resistant EXTREME
0-GRAVITY work shoes**

- Composite toe cap
- Waterproof, with bootie membrane, windproof, highly breathable
- Wide fit

**Available
from March**

500 g

EU	UK	
38	5	073810038
39	6	073810039
40	6,5	073810040
41	7	073810041
42	8	073810042
43	9	073810043
44	10	073810044
45	10,5	073810045
46	11	073810046
47	12	073810047
48	13	073810048

S3 HRO SRC WR

7382N
**Water resistant EXTREME
0-GRAVITY work shoes**

- Composite toe cap
- Waterproof, with bootie membrane, windproof, highly breathable
- Wide fit

**WATER
RESISTANT**

550 g

EU	UK	
38	5	073820038
39	6	073820039
40	6,5	073820040
41	7	073820041
42	8	073820042
43	9	073820043
44	10	073820044
45	10,5	073820045
46	11	073820046
47	12	073820047
48	13	073820048

S3 HRO SRC WR
**Available
from March**
7356G
**0-Gravity shoe, ultralightweight,
made of water-repellent microfibre**

- Composite toe cap
- Stretch slip-on collar

ESSENTIAL


EU	UK	
38	5	073560038
39	6	073560039
40	6,5	073560040
41	7	073560041
42	8	073560042
43	9	073560043
44	10	073560044
45	10,5	073560045
46	11	073560046
47	12	073560047
48	13	073560048

S3 HRO SRC
**EN ISO
20345
2011**
460 g

7357G
**0-Gravity ankle shoe,
ultralightweight, made of
water-repellent microfibre**

- Composite toe cap
- Traditional lacing

ESSENTIAL


EU	UK	
38	5	073570038
39	6	073570039
40	6,5	073570040
41	7	073570041
42	8	073570042
43	9	073570043
44	10	073570044
45	10,5	073570045
46	11	073570046
47	12	073570047
48	13	073570048

S3 HRO SRC
**EN ISO
20345
2011**
480 g
FIT PRO

- ALUMINIUM TOE CAP
- COMPOSITE FIBRE PENETRATION-PROOF INSOLE

7340B
**Mesh fabric shoe, highly breathable,
with high-frequency PU inserts
and protective toe cap reinforcement
made of crust suede**


EU	UK	
36	3,5	073400236
37	4,5	073400237
38	5	073400238
39	6	073400239
40	6,5	073400240
41	7	073400241
42	8	073400242
43	9	073400243
44	10	073400244
45	10,5	073400245
46	11	073400246
47	12	073400247

**EN ISO
20345
2011**
S1P SRC
7341N
**Microsuede shoe, waterproof,
with high-frequency PU inserts
and protective toe cap reinforcement
made of crust suede**


EU	UK	
36	3,5	073410236
37	4,5	073410237
38	5	073410238
39	6	073410239
40	6,5	073410240
41	7	073410241
42	8	073410242
43	9	073410243
44	10	073410244
45	10,5	073410245
46	11	073410246
47	12	073410247

**EN ISO
20345
2011**
S3 SRC

ACTIVE

- COMPOSITE TOE CAP
- COMPOSITE FIBRE PENETRATION-PROOF INSOLE

METAL
FREE

EN ISO
20345
2011

7316NG

Mesh and suede shoe,
highly breathable,
with heel stability support



NEW

EU	UK	
35	2,5	073160635
36	3,5	073160636
37	4,5	073160637
38	5	073160638
39	6	073160639
40	6,5	073160640
41	7	073160641
42	8	073160642
43	9	073160643
44	10	073160644
45	10,5	073160645
46	11	073160646
47	12	073160647
48	13	073160648

S1P SRC ESD



7316NB

Mesh and suede shoe,
highly breathable,
with heel stability support



NEW

EU	UK	
35	2,5	073160735
36	3,5	073160736
37	4,5	073160737
38	5	073160738
39	6	073160739
40	6,5	073160740
41	7	073160741
42	8	073160742
43	9	073160743
44	10	073160744
45	10,5	073160745
46	11	073160746
47	12	073160747
48	13	073160748

S1P SRC ESD



7317NA

Suede shoe, perforated,
with microfibre reinforcement
in heel area



EU	UK	
35	2,5	073170135
36	3,5	073170136
37	4,5	073170137
38	5	073170138
39	6	073170139
40	6,5	073170140
41	7	073170141
42	8	073170142
43	9	073170143
44	10	073170144
45	10,5	073170145
46	11	073170146
47	12	073170147
48	13	073170148

S1P SRC

7322SA

Fabric shoe,
highly resistant to abrasion



EU	UK	
35	2,5	073220435
36	3,5	073220436
37	4,5	073220437
38	5	073220438
39	6	073220439
40	6,5	073220440
41	7	073220441
42	8	073220442
43	9	073220443
44	10	073220444
45	10,5	073220445
46	11	073220446
47	12	073220447
48	13	073220448

S3 SRC

7320NA

Nubuck shoe, water-repellent,
with anti-abrasion reinforcement
in toe cap area



EU	UK	
35	2,5	073200435
36	3,5	073200436
37	4,5	073200437
38	5	073200438
39	6	073200439
40	6,5	073200440
41	7	073200441
42	8	073200442
43	9	073200443
44	10	073200444
45	10,5	073200445
46	11	073200446
47	12	073200447
48	13	073200448

S3 SRC

7321NA

Nubuck shoe, water-repellent,
with quick opening system
and antiabrasion reinforcement
in toe cap area



EU	UK	
35	2,5	073210435
36	3,5	073210436
37	4,5	073210437
38	5	073210438
39	6	073210439
40	6,5	073210440
41	7	073210441
42	8	073210442
43	9	073210443
44	10	073210444
45	10,5	073210445
46	11	073210446
47	12	073210447
48	13	073210448

S3 RS SRC

**QUICK OPENING
SYSTEM**

FLEX

- COMPOSITE TOE CAP
- COMPOSITE FIBRE PENETRATION-PROOF INSOLE
- ANTI-ABRASION INSERT IN TOE CAP AREA



EN ISO
20345
2011

7212B

Suede shoe, perforated,
with mesh inserts



NEW

EU	UK	
35	2,5	072120235
36	3,5	072120236
37	4,5	072120237
38	5	072120238
39	6	072120239
40	6,5	072120240
41	7	072120241
42	8	072120242
43	9	072120243
44	10	072120244
45	10,5	072120245
46	11	072120246
47	12	072120247
48	13	072120248

S1P SRC ESD

490 g



7212G

Suede shoe, perforated.



NEW

EU	UK	
35	2,5	072120335
36	3,5	072120336
37	4,5	072120337
38	5	072120338
39	6	072120339
40	6,5	072120340
41	7	072120341
42	8	072120342
43	9	072120343
44	10	072120344
45	10,5	072120345
46	11	072120346
47	12	072120347
48	13	072120348

S1P SRC ESD

490 g



7213G

Suede shoe, perforated,
with highly breathable
mesh inserts



NEW

HIGHLY
BREATHABLE

S1P SRC ESD

490 g



EU	UK	
35	2,5	072130135
36	3,5	072130136
37	4,5	072130137
38	5	072130138
39	6	072130139
40	6,5	072130140
41	7	072130141
42	8	072130142
43	9	072130143
44	10	072130144
45	10,5	072130145
46	11	072130146
47	12	072130147
48	13	072130148

7214G

Action nubuck shoe,
water-repellent,
with anti-abrasion insert
in toe cap area



NEW

EU	UK	
35	2,5	072140235
36	3,5	072140236
37	4,5	072140237
38	5	072140238
39	6	072140239
40	6,5	072140240
41	7	072140241
42	8	072140242
43	9	072140243
44	10	072140244
45	10,5	072140245
46	11	072140246
47	12	072140247
48	13	072140248

S3 SRC ESD

500 g



7218G

Action nubuck ankle shoe,
water-repellent, with anti-abrasion
insert in toe cap area



NEW

EU	UK	
35	2,5	072180135
36	3,5	072180136
37	4,5	072180137
38	5	072180138
39	6	072180139
40	6,5	072180140
41	7	072180141
42	8	072180142
43	9	072180143
44	10	072180144
45	10,5	072180145
46	11	072180146
47	12	072180147
48	13	072180148

S3 SRC RS ESD

550 g



QUICK
OPENING SYSTEM

7293HM

Greased full-grain leather shoe with high-performance VIBRAM® rubber tread

EU	UK	
39	6	072930639
40	6,5	072930640
41	7	072930641
42	8	072930642
43	9	072930643
44	10	072930644
45	10,5	072930645
46	11	072930646
47	12	072930647
48	13	072930648



7294HM

Water-repellent greased full-grain leather ankle shoes with high-performance VIBRAM® rubber tread

EU	UK	
39	6	072940639
40	6,5	072940640
41	7	072940641
42	8	072940642
43	9	072940643
44	10	072940644
45	10,5	072940645
46	11	072940646
47	12	072940647
48	13	072940648



EASY PLUS

- COMPOSITE TOE CAP
- COMPOSITE FIBRE PENETRATION-PROOF INSOLE



7220PEK

Leather shoe, water-repellent, with nylon insets and anti-abrasion reinforcement in toe cap area

EU	UK	
35	2,5	072200235
36	3,5	072200236
37	4,5	072200237
38	5	072200238
39	6	072200239
40	6,5	072200240
41	7	072200241
42	8	072200242
43	9	072200243
44	10	072200244
45	10,5	072200245
46	11	072200246
47	12	072200247
48	13	072200248

S3 SRC



7221PEK

Leather ankle shoe, water-repellent, with nylon inserts, anti-abrasion reinforcement in toe cap area and quick opening system

EU	UK	
35	2,5	072210235
36	3,5	072210236
37	4,5	072210237
38	5	072210238
39	6	072210239
40	6,5	072210240
41	7	072210241
42	8	072210242
43	9	072210243
44	10	072210244
45	10,5	072210245
46	11	072210246
47	12	072210247
48	13	072210248

S3 RS SRC



QUICK OPENING SYSTEM

7222PEK

Suede shoe, perforated, with highly breathable mesh inserts

EU	UK	
35	2,5	072220135
36	3,5	072220136
37	4,5	072220137
38	5	072220138
39	6	072220139
40	6,5	072220140
41	7	072220141
42	8	072220142
43	9	072220143
44	10	072220144
45	10,5	072220145
46	11	072220146
47	12	072220147
48	13	072220148

S1P SRC



7225PEK

Suede shoe, perforated

EU	UK	
35	2,5	072250135
36	3,5	072250136
37	4,5	072250137
38	5	072250138
39	6	072250139
40	6,5	072250140
41	7	072250141
42	8	072250142
43	9	072250143
44	10	072250144
45	10,5	072250145
46	11	072250146
47	12	072250147
48	13	072250148

S1P SRC



BASIC PLUS

- STEEL TOE CAP
- COMPOSITE FIBRE PENETRATION PROOF INSOLE

7200BKK

Full-grain leather shoe, waterproof

QUICK OPENING
SYSTEM



EU	UK	
35	2,5	072000235
36	3,5	072000236
37	4,5	072000237
38	5	072000238
39	6	072000239
40	6,5	072000240
41	7	072000241
42	8	072000242
43	9	072000243
44	10	072000244
45	10,5	072000245
46	11	072000246
47	12	072000247
48	13	072000248



EN ISO
20345
2011

S3 SRC

7201BKK

Full-grain leather ankle shoe,
waterproof



EU	UK	
35	2,5	072010435
36	3,5	072010436
37	4,5	072010437
38	5	072010438
39	6	072010439
40	6,5	072010440
41	7	072010441
42	8	072010442
43	9	072010443
44	10	072010444
45	10,5	072010445
46	11	072010446
47	12	072010447
48	13	072010448



EN ISO
20345
2011

S3 SRC

7210BKK

Soft suede shoe, perforated



S1P SRC ESD



EU	UK	
35	2,5	072100335
36	3,5	072100336
37	4,5	072100337
38	5	072100338
39	6	072100339
40	6,5	072100340
41	7	072100341
42	8	072100342
43	9	072100343
44	10	072100344
45	10,5	072100345
46	11	072100346
47	12	072100347
48	13	072100348

TREKKING

- COMPOSITE TOE CAP
- COMPOSITE FIBRE PENETRATION-PROOF INSOLE

7249GK

Suede ankle shoe with nylon inserts,
quick opening system and
reinforcement polyurethane toe cap
cover



EU	UK	
35	2,5	072490235
36	3,5	072490236
37	4,5	072490237
38	5	072490238
39	6	072490239
40	6,5	072490240
41	7	072490241
42	8	072490242
43	9	072490243
44	10	072490244
45	10,5	072490245
46	11	072490246
47	12	072490247
48	13	072490248

S1P RS SRC

QUICK OPENING
SYSTEM

7236BK

Action Nubuck ankle shoe,
waterproof, with quick opening
system and reinforcement
polyurethane toe cap cover



EU	UK	
35	2,5	072360335
36	3,5	072360336
37	4,5	072360337
38	5	072360338
39	6	072360339
40	6,5	072360340
41	7	072360341
42	8	072360342
43	9	072360343
44	10	072360344
45	10,5	072360345
46	11	072360346
47	12	072360347
48	13	072360348

S3 RS SRC

QUICK OPENING
SYSTEM

7238WR

Suede ankle shoe with nylon inserts, durable rubber outsole and quick opening system WR (water-resistant) footwear

- Composite toe cap
- Composite fibre penetration-proof insole



WATER RESISTANT

QUICK OPENING SYSTEM

EU	UK	
35	2,5	072380235
36	3,5	072380236
37	4,5	072380237
38	5	072380238
39	6	072380239
40	6,5	072380240
41	7	072380241
42	8	072380242
43	9	072380243
44	10	072380244
45	10,5	072380245
46	11	072380246
47	12	072380247
48	13	072380248

S3 HRO RS WR SRC

BASIC

- COMPOSITE TOE CAP
- COMPOSITE FIBRE PENETRATION-PROOF INSOLE

7241CK

Leather shoe, water-repellent



EU	UK	
35	2,5	072411535
36	3,5	072411536
37	4,5	072411537
38	5	072411538
39	6	072411539
40	6,5	072411540
41	7	072411541
42	8	072411542
43	9	072411543
44	10	072411544
45	10,5	072411545
46	11	072411546
47	12	072411547
48	13	072411548

S3 SRC

7243CK

Leather ankle shoe, water-repellent, with quick opening system



QUICK OPENING SYSTEM

EU	UK	
35	2,5	072431335
36	3,5	072431336
37	4,5	072431337
38	5	072431338
39	6	072431339
40	6,5	072431340
41	7	072431341
42	8	072431342
43	9	072431343
44	10	072431344
45	10,5	072431345
46	11	072431346
47	12	072431347
48	13	072431348

S3 RS SRC

7245BK

Lace-up leather ankle shoe, "welder style", water-repellent, with quick opening system and front protection with strap closure



QUICK OPENING SYSTEM

EU	UK	
35	2,5	072451235
36	3,5	072451236
37	4,5	072451237
38	5	072451238
39	6	072451239
40	6,5	072451240
41	7	072451241
42	8	072451242
43	9	072451243
44	10	072451244
45	10,5	072451245
46	11	072451246
47	12	072451247
48	13	072451248

S3 RS SRC

7246BK

Suede shoe, perforated



EU	UK	
35	2,5	072461235
36	3,5	072461236
37	4,5	072461237
38	5	072461238
39	6	072461239
40	6,5	072461240
41	7	072461241
42	8	072461242
43	9	072461243
44	10	072461244
45	10,5	072461245
46	11	072461246
47	12	072461247
48	13	072461248

S1P SRC

7600

GREY

7600G

"Work trekking" trousers made from stretch fabric

- 90% nylon, 10% stretch fabric, 265 g/m²

UNPARALLELED COMFORT

The stretch fabric follows every movement, thereby translating into unique comfort. Pre-shaped seams, for improved comfort.

STRENGTH AND DURABILITY

The addition of stretch fabric inserts results in even harder-wearing and more durable trousers.

DESIGN AND CONVENIENCE

The innovative design inspired by mountain clothing is the hallmark of the "work trekking" trousers, where comfort matches simple, captivating shapes.



BLACK

7600N

NEW

**TREKKING
HEAVY**

SLIM FIT

		GREY	BLACK
XS	46	076000000	076000100
S	48	076000001	076000101
M	50	076000002	076000102
L	52	076000003	076000103
XL	54	076000004	076000104
XXL	56	076000005	076000105
XXXL	58	076000006	076000106

7610

GREY

7610G

"Work trekking" trousers, LIGHT, made from stretch fabric

- 90% nylon, 10% stretch fabric, 140 g/m²

The stretch, lightweight fabric is synonymous with practical, comfortable trousers. Outdoor-inspired design, for a touch of originality and innovation.

UNPARALLELED COMFORT

The stretch, lightweight fabric follows every movement, thereby translating into maximum comfort.

Pre-shaped knee seams, for improved comfort.

STRENGTH AND DURABILITY

The addition of highly resistant stretch fabric results in even harder-wearing and more durable trousers.

DESIGN AND CONVENIENCE

The innovative design inspired by mountain clothing is the hallmark of the "work trekking" trousers, where comfort matches simple, captivating shapes.



BLACK

7610N

NEW

**TREKKING
LIGHT**

SLIM FIT

		GREY	BLACK
XS	46	076100000	076100100
S	48	076100001	076100101
M	50	076100002	076100102
L	52	076100003	076100103
XL	54	076100004	076100104
XXL	56	076100005	076100105
XXXL	58	076100006	076100106

7650

7653G



ANTHRACITE

7650G

Stretch work trousers, multipocket style

- Stretch fabric 90% nylon, 10% spandex, 260 g/m²
- Knee pad pockets, rear pockets and leg bottoms reinforced in polyester 600D
- Slim cut
- Tearproof crotch
- Higher waisted rear for increased back protection
- Two large front pockets, one with small pocket with horizontal zip closure
- Two rear pockets with strap closure
- Large left-leg pocket with strap closure and vertical pocket with zip closure
- Front right-leg pocket with horizontal zip closure
- Large knee pad pockets with strap closure
- Ruler pocket and hammer loop



BLUE

7650B

HEAVY

SLIM FIT

**TOP
line**



		ANTHRACITE	BLUE
XS	46	076500000	076500100
S	48	076500001	076500101
M	50	076500002	076500102
L	52	076500003	076500103
XL	54	076500004	076500104
XXL	56	076500005	076500105
XXXL	58	076500006	076500106

7660

Stretch work trousers, lightweight, multipocket

- Stretch fabric 86% nylon, 14% spandex, 140 g/m²
- Knee pad pockets, rear pockets reinforced in polyester 300D
- Tearproof crotch
- Two large front pockets with zip closure

**ANTHRACITE
7660G**
**BLUE
7660B**

LIGHT SLIM FIT
TOP line


		ANTHRACITE	BLUE
XS	46	076600000	076600100
S	48	076600001	076600101
M	50	076600002	076600102
L	52	076600003	076600103
XL	54	076600004	076600104
XXL	56	076600005	076600105
XXXL	58	076600006	076600106

SWEATSHIRT

7664

Sweatshirt, long-zipped

- 60% cotton, 40% polyester, 280 g/m²
- Stretch cuffs
- Two large waist pockets with zip closure
- Chest pocket with vertical zip closure

**GREY
7664G**
**BLACK
7664N**

TOP line

		GREY	BLACK
XS	076640100	076640000	
S	076640101	076640001	
M	076640102	076640002	
L	076640103	076640003	
XL	076640104	076640004	
XXL	076640105	076640005	
XXXL	076640106	076640006	

7665

Hoodie, long-zipped

- 60% cotton, 40% polyester, 280 g/m²
- Stretch cuffs
- Two large waist pockets with zip closure
- Chest pocket with vertical zip closure
- Fixed hood with round drawcords

**BLACK
7665N**
**GREY
7665G**

TOP line

		BLACK	GREY
XS	076650000	076650100	
S	076650001	076650101	
M	076650002	076650102	
L	076650003	076650103	
XL	076650004	076650104	
XXL	076650005	076650105	
XXXL	076650006	076650106	

7637G

Technical fleece sweatshirt with softshell fabric inserts

- Main fabric: fleece, 100% polyester, 250 g/m²
- Insert: softshell 100D, with bound fleece, 270 g/m²

PROTECTION

The fabric used makes the garment warm and comfortable, while providing cold protection during work.

COMFORT AND DURABILITY

Ergonomic, slim design, for an extremely comfortable and functional garment.

Softshell inserts, for further strength and increased durability.

MODERN LOOK

Captivating design and the combination of two different materials make the sweatshirt ideal for both work and free time.



NEW

XS	076370000
S	076370001
M	076370002
L	076370003
XL	076370004
XXL	076370005
XXXL	076370006

7654

Stretch microfleece sweater, short-zipped

- 180 g
- 95% polyester, 5% spandex
- Stretch cuffs
- Chest pocket with vertical zip closure
- Polyester inserts on chest pocket and sleeves

BLACK

7654N

BLUE

7654B



TOP line



BLACK

BLUE

XS	076540000	076540100
S	076540001	076540101
M	076540002	076540102
L	076540003	076540103
XL	076540004	076540104
XXL	076540005	076540105
XXXL	076540006	076540106

7657

Stretch fleece sweater, long-zipped

- 280 g
- 95% polyester, 5% spandex
- Stretch cuffs
- Two large waist pockets with zip closure
- Chest pocket with vertical zip closure
- Two interior pockets
- Polyester inserts on chest pocket and sleeves

BLUE

7657B

BLACK

7657N



TOP line



BLUE

BLACK

XS	076570100	076570000
S	076570101	076570001
M	076570102	076570002
L	076570103	076570003
XL	076570104	076570004
XXL	076570105	076570005
XXXL	076570106	076570006

7653G

7650G

NEW

Stretch work jacket

- 4-way stretch fabric, 260 g/m²
90% nylon, 10% spandex, 260 g/m²
- Reinforcements made from abrasion-resistant fabric
100% polyester 600D

UNPARALLELED COMFORT

The 4 WAY STRETCH fabric follows every movement, thereby translating into unique comfort in any moment.

STRENGTH AND DURABILITY

The addition of "Oxford" fabric inserts results in an even harder-wearing and more durable jacket.

DESIGN AND CONVENIENCE

The modern, innovative shape and multipocket design are the common thread throughout the TOP LINE. A perfect combination of comfort, convenience and aesthetic appeal.



TOP line



XS	076530000
S	076530001
M	076530002
L	076530003
XL	076530004
XXL	076530005
XXXL	076530006

7669N

Stretch work jacket, lightweight, multipocket style

- 86% nylon, 14% spandex, 140 g/m², black
- Water-resistant, wind-stopping, breathable and quick drying
- Detachable sleeves



XS	076690000
S	076690001
M	076690002
L	076690003
XL	076690004
XXL	076690005
XXXL	076690006

7659N

Softshell jacket with detachable hood and sleeves

- Outer fabric: 94% polyester, 6% spandex, 290 g/m²
- Jacket with waterproof, windproof, breathable TPU membrane (resistance to water columns up to 8,000 mm - breathability 8,000 mvp)



S	076590001
M	076590002
L	076590003
XL	076590004
XXL	076590005
XXXL	076590006

7670G

Anorak jacket made of Oxford polyester 300D waterproof, PU-coated, grey

- Detachable hood with stretch drawstring adjustment
- PU-coated (resistance to water columns up to 2,000 mm - breathability 2,000 mvp)
- Outer fabric: 100% polyester
- Inner fabric: 100% polyester



S	076700001
M	076700002
L	076700003
XL	076700004
XXL	076700005
XXXL	076700006

7673NG

Sleeveless work jacket, with GRAPHENE padding, 80 g/m²

- Outer fabric: front and shoulders: softshell fabric - 96% polyester, 4% spandex
back: 100% nylon 20D
- Stretch inserts on armholes



S	076730001
M	076730002
L	076730003
XL	076730004
XXL	076730005
XXXL	076730006

7780QN

Work bomber jacket

S	077800201
M	077800202
L	077800203
XL	077800204
XXL	077800205
XXXL	077800206

7579QN

Sleeveless work jacket

S	075790201
M	075790202
L	075790203
XL	075790204
XXL	075790205
XXXL	075790206



NEW

- Exterior chest and back fabric: 100% nylon 300D, waterproof and hard-wearing
- Shoulders, sleeves and hood: softshell, 96% polyester, 4% spandex
- Interior fabric: 100% polyester
- Padding: 100% polyester

PROTECTION

Traditional nylon fabric on the chest and back has been supplemented with softshell inserts on the shoulders, arms and hood, for an even more water and wind proof garment.

DESIGN AND INNOVATION

The combination of two fabrics and colours - grey and black - and the new hot quilting system result in an innovative, modern garment, ideal for both work and free time.

NEW



LINE EASY CANVAS 260 g

7900

Multipocket work trousers

- T/C canvas, 65% polyester, 35% cotton; 260 g/m².
- Inserts and knee pads made from "Oxford" polyester/PU, 220 g/m².
- Metal zip front with button fly.
- Two deep expanding front pockets complete with compartments for small tools, with zips and pullers.
- Double left side pocket with strap closure.
- Expanding rear pockets with flaps and strap closure.
- Hammer loop and rule pocket.
- "Oxford" snap loop.

GREY

7900G

BLUE

7900B

GREEN

7900V

PETROL BLUE

7900P



		GREY	BLUE	GREEN	PETROL BLUE
XS	46	079000800	079000700	079000500	079000600
S	48	079000801	079000701	079000501	079000601
M	50	079000802	079000702	079000502	079000602
L	52	079000803	079000703	079000503	079000603
XL	54	079000804	079000704	079000504	079000604
XXL	56	079000805	079000705	079000505	079000605
XXXL	58	079000806	079000706	079000506	079000606
XXXXL	60	079000807	079000707	079000507	079000607

7901G

Work Bermuda shorts

- T/C canvas, 65% polyester, 35% cotton, 260 g/m²
- Inserts made of "Oxford" polyester/PU, 220 g/m²

- Metal zip closure
- Two deep front pockets with small tool inserts with strap closure
- Large left-leg pocket with strap closure, mobile phone pocket and badge insert
- Large rear pockets with "Oxford" reinforcement and strap closure
- Ruler pocket and hammer loop



XS	46	079010800
S	48	079010801
M	50	079010802
L	52	079010803
XL	54	079010804
XXL	56	079010805
XXXL	58	079010806
XXXXL	60	079010807

7903

Work overalls

- Metal zip closure
- Adjustable stretch shoulder straps, with quick-release snap hooks made of plastic
- Large chest pocket with strap closure

PETROL BLUE
7903P



GREY

7903G

	GREY	PETROL BLUE
XS	079030800	079030600
S	079030801	079030601
M	079030802	079030602
L	079030803	079030603
XL	079030804	079030604
XXL	079030805	079030605
XXXL	079030806	079030606
XXXXL	079030807	079030607

7905G

Work overalls

- Cuffs with strap adjusters
- Two deep front pockets with small tool inserts with strap closure
- Chest pockets with strap closure and pen pocket



T/C canvas, 65% polyester, 35% cotton, 260 g/m²

- Inserts and knee pads made of "Oxford" polyester/PU, 220 g/m²
 - Stretch waistband
- Two deep front pockets with small tool inserts with strap closure
- Large left-side pocket with strap closure, mobile phone pocket and badge insert
- Large rear pockets with "Oxford" reinforcement and strap closure
- Ruler pocket and hammer loop
- Knee pad pockets

	GREY	PETROL BLUE
XS	079050800	079050801
S	079050801	079050802
M	079050802	079050803
L	079050803	079050804
XL	079050804	079050805
XXL	079050805	079050806
XXXL	079050806	079050807

7907

Multipocket sleeveless work jacket

- T/C canvas, 65% polyester, 35% cotton; 260 g/m².
- Inserts made from "Oxford" polyester/PU, 220 g/m².
- Chest pockets with strap closure, pen pocket and badge insert
- Expanding waist pockets with zips and pullers

GREY

7907G



PETROL BLUE
7907P

	GREY	PETROL
XS	079070800	079070600
S	079070801	079070601
M	079070802	079070602
L	079070803	079070603
XL	079070804	079070604
XXL	079070805	079070605
XXXL	079070806	079070606
XXXXL	079070807	079070607

7909

Work jacket

- T/C canvas, 65% polyester, 35% cotton; 260 g/m²
- Inserts made from "Oxford" polyester/PU, 220 g/m², on elbows, shoulders and waist pockets
- Elastic cuffs with strap adjusters and rubber ends
- Zip front with flap and strap fastening
- Right pen and mobile phone pocket with zip and puller, expanding left pocket with flap and strap closure
- Waist pockets with two large insets for small tools
- Interior mesh pockets for documents/drawings/sleeves

GREEN

7909V

PETROL BLUE
7909P

GREY

7909G



BLUE

7909B

	GREY	BLUE	GREEN	PETROL BLUE
XS	079090800	079090700	079090500	079090600
S	079090801	079090701	079090501	079090601
M	079090802	079090702	079090502	079090602
L	079090803	079090703	079090503	079090603
XL	079090804	079090704	079090504	079090604
XXL	079090805	079090705	079090505	079090605
XXXL	079090806	079090706	079090506	079090606
XXXXL	079090807	079090707	079090507	079090607

7860G

Work trousers

- T/C twill, 180 g/m²
- Inserts and knee pads made of "Oxford" polyester/PU, 220 g/m²
- Knee pad pockets

XS	46	078600800
S	48	078600801
M	50	078600802
L	52	078600803
XL	54	078600804
XXL	56	078600805
XXXL	58	078600806
XXXXL	60	078600807



- Metal zip closure
- Two deep front pockets with small tool inserts with strap closure
- Large left-leg pocket with strap closure, mobile phone pocket and badge insert
- Large rear pockets with "Oxford" reinforcement and strap closure
- Ruler pocket and hammer loop

7861G

Work Bermuda shorts

- T/C twill, 180 g/m²
- Inserts made of "Oxford" polyester/PU, 220 g/m²

XS	46	078610800
S	48	078610801
M	50	078610802
L	52	078610803
XL	54	078610804
XXL	56	078610805
XXXL	58	078610806
XXXXL	60	078610807



7863G

Work bib and brace overalls

- T/C twill, 180 g/m²
- Metal zip closure
- Adjustable stretch shoulder straps, with quick-release snap hooks made of plastic
- Large chest pocket with strap closure

XS		078630800
S		078630801
M		078630802
L		078630803
XL		078630804
XXL		078630805
XXXL		078630806
XXXXL		078630807



7865G

Work overalls

- Cuffs with strap adjusters
- Front strap closure with flap-covered double tap zip
- Large left-side pocket with strap closure, mobile phone pocket and badge insert

- Inserts and knee pads made of "Oxford" polyester/PU, 220 g/m²
- Stretch waistband
- Chest pockets with strap closure and pen pocket
- Two deep front pockets with small tool inserts with strap closure
- Large rear pockets with "Oxford" reinforcement and strap closure
- Ruler pocket and hammer loop
- Knee pad inserts

XS		078650800
S		078650801
M		078650802
L		078650803
XL		078650804
XXL		078650805
XXXL		078650806
XXXXL		078650807



7867G

Sleeveless work jacket

- T/C twill, 65% polyester, 35% cotton, 180 g/m²
- Chest pockets with strap closure, pen pocket and badge insert
- Large waist pockets with strap closure

XS		078670800
S		078670801
M		078670802
L		078670803
XL		078670804
XXL		078670805
XXXL		078670806
XXXXL		078670807



7869G

Work jacket

- Inserts in "Oxford" polyester/PU, 220 g/m²
- Cuffs with strap adjusters
- Front strap closure with flap-covered double tap zip
- Adjustable waist
- Chest pockets with strap closure, pen pocket and badge insert
- Two deep waist pockets with strap closure

XS		078690800
S		078690801
M		078690802
L		078690803
XL		078690804
XXL		078690805
XXXL		078690806
XXXXL		078690807





095630020

9563U

Office armchair, ergonomic

Dimensions:

- Back height: 97 cm
- Seat dimensions: 50 cm x 53 cm
- Overall chair height: 133-144 cm
- Base: 35 cm (leg length) x 49 cm (height)



095410031

9541S

Rucksack with casing, made of waterproof 210D polyester, 33x45 cm



095410041

9541PC

Work rucksack, multipocket style, practical and capacious, ideal for both work and free time.

- rucksack with 3 compartments, each with waterproof exterior zip
- first compartment with PC pocket
- padded top handle
- USB port

NEW



34x18x52 cm



095930200

9593S

Smartwatch, touchscreen, fitness tracker, silicone strap

Supports Bluetooth 4.0, Android 4.5 and later versions or iOS9.0 and later versions; monitors heart rate, blood pressure, blood oxygen; multi-sport mode, step, distance and calorie tracker.



095250010


9525TL

Top Line cap



Beta

C45PRO



**Configure
your workshop
in 3D online**

www.beta-tools.com

Beta

winning, together

Fabio Quartararo
2022 MotoGP
World Championship



Partnership 2022



998015930



8 054809 448893

Beta Utensili S.p.A. | via Volta, 18 | 20845 Sovico (MB) | tel +39 039 20771
www.beta-tools.com