

 **Beta**  
WORKER

**2023**



**PROMOZIONE VALIDA DAL  
01/05/2023 AL 29/02/2024**

Prezzi netti I.V.A. esclusa



Dopo il grande successo della gamma Beta Easy, nasce la nuova linea chiamata Beta Worker per essere ancora più vicini alle esigenze dei lavoratori.

Una gamma di prodotti professionali, caratterizzata da un nuovo design e dalla stessa qualità di sempre, ad un prezzo sempre più competitivo.

Scegli l'assortimento più vicino alle tue esigenze e scoprirai un alleato nel tuo lavoro quotidiano.

 **Beta**  
WORKER

...per chi lavora!

**NUOVA VERSIONE**

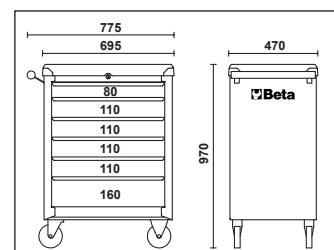
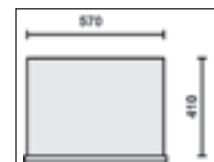
024006201

## BW C04BOX-A VU

Cassettiera con sei cassetti e assortimento di 196 utensili universali in vassoio morbido in EVA

- Piano di lavoro in ABS con 6 vaschette portaminuterie
- 6 cassetti da 570x410 mm, montati su guide telescopiche a sfera
- Piano dei cassetti protetto da tappetini di gomma espansa
- Quattro ruote Ø 125 mm: 2 fisse e 2 girevoli con freno
- Serratura di sicurezza centralizzata frontale
- Capacità di carico statico: 150 kg

X  
**196**



n°	h	max
1	80 mm	20 kg
4	110 mm	20 kg
1	160 mm	25 kg



**€ 769,00**



**36**

**BW 42**    6-7-8-9-10-11-12-13-14-15-16-17-19-21-22-24 mm  
**BW 96BPC/SC9**    1,5-2-2,5-3-4-5-6-8-10 mm  
**BW 1719BMA8/P**    200 mm  
**BW 1719BMA8/M**    200 mm  
**BW 1719BMA8/R**    200 mm

**BW 1128BMX 1201E**  
**1201EN**  
**1202E**  
**1202EN**


150 mm  
 ● 3,5x100-5,5x150-6,5x150 mm  
 ● 4x30 mm  
 ⊕ PH1x80-PH2x100 mm  
 ⊕ PH1x30



**23**

**BW 31**    Ø 2-3-4-5-6 mm  
**1771**    18 mm  
**BW 1048**    250 mm  
**BW 1082BM**    160 mm  
**BW 1150BM**    180 mm

**BW 1166BM**    ● 160 mm  
**BW 1692/3**    3 m  
**BW 1370**    300 g  
**BW 1390**    Ø 35 mm  
**BW 1771RL**    10x-18 mm



**1/4"**

**BW 900**    ○ 4-4,5-5-5,5-6-7-8-9-10-11-12-13-14 mm  
               ○ 6-7-8-9-10-11-12-13 mm  
               ○ 1/4 - □ 1/4  
**BW 900L**  
**BW 895/1**  
**BW 900/20**    50 mm  
**BW 900/20L**    100 mm  
**BW 900/25**  
**BW 900/30**    150 mm  
**BW 900/42**    115 mm  
**BW 900/55**    ⊕ 150 mm

### BW 861/C61

●	BW 861LP	0,5x3 (2)-0,5x4(2)-0,6x4,5(2)-0,8x5(2)-1,0x5,5(2)-1,0x6(2)-1,6x8(2) mm
⊕	BW 861PH	PH0(2)-PH1(7)-PH2(7)-PH3(2)
⊕	BW 861PZ	PZ0(2)-PZ1(3)-PZ2(3)-PZ3(2)
⊕	BW 861PE	1,5-2-2,5-3-4-4,5-5-5,5-6-8 mm
⊕	BW 861TX	T9-T10-T15-T20-T25 T27-T30-T40
⊕	BW 882M1	○ 1/4 - ● 1/4

**1/2"**

**BW 920A**    ○ 12-13-14-15-16-17-18-19-20-21-22-24-27-30-32 mm  
               ○ 14-15-17-19 mm  
**BW 920AL**  
**BW 920/21**    125 mm  
**BW 920/22**    250 mm  
**BW 910/16F**    □ 3/8" - ■ 1/2"  
**BW 920/25**  
**BW 920/55**    ⊕ 260 mm  
**BW 956C**    16-20,8 mm

### BW 1256/C21-1

●	BW 1256LP	1,5-2-2,5 mm
⊕	BW 1256PH	PH0-PH1
⊕	BW 1256PZ	PZ0-PZ1
○	BW 1256PE	0,7-0,9-1,3-1,5-2-2,5-3 mm
⊕	BW 1256TX	T4-T5-T6-T7
⊕	BW 1256RTX	T8-T10-T15
4 mm		99 mm

**137**

## BW 2400S 7/I-S

Cassettiera mobile con sette cassetti e assortimento di 235 utensili

- 7 cassetti da 588x367 mm, montati su guide telescopiche a sfera:
- 5 cassetti altezza 70 mm
- 1 cassetto altezza 140 mm
- 1 cassetto altezza 210 mm
- Piano dei cassetti protetto da tappetini di gomma espansa
- Quattro ruote Ø 125 mm: 2 fisse e 2 girevoli (una con freno)
- Serratura di sicurezza centralizzata frontale
- Capacità di carico statico: 800 kg
- Piano di lavoro termoplastico
- Portaflaconi laterale integrato

X  
235

800 kg



€ 1.099,00



024006220

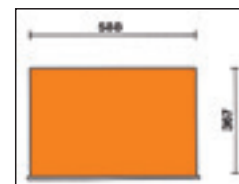



024006232



024006233

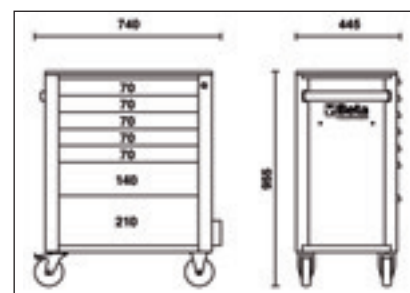
n°	h	max
5	70 mm	25 kg
1	140 mm	30 kg
1	210 mm	30 kg



Sistema di apertura in nylon rinforzato



Ruote con nucleo in metallo per una maggior resistenza





- 1201E    Ⓞ 2,5x50-3x75-4x100-5,5x125-6,5x150-8x200 mm  
 1201EN    Ⓞ 4x30 mm  
 1202E    Ⓞ PH0x60-PH1x80-PH2x100-PH3x150 mm  
 1202EN    Ⓞ PH1x30 mm  
 1207E/TX    Ⓞ T6-T7-T8-T9-T10-T15-T20-T25-T27-T30-T40  
 BW 96BPC/SC9    Ⓞ 1,5-2-2,5-3-4-5-6-8-10 mm



- BW 42    Ⓞ 6-7-8-9-10-11-12-13-14-15-16-17-18-19-20-21-22-23-24-27-30-32 mm  
 BW 96BPC/SC9    Ⓞ 1,5-2-2,5-3-4-5-6-8-10 mm



- BW 32    Ⓞ 4 mm  
 BW 34    150 mm  
 BW 36    150 mm  
 1032    Ⓞ 19+60 mm  
 1034    Ⓞ 19+60 mm  
 1036    Ⓞ 19+60 mm  
 1038    Ⓞ 19+60 mm  
 BW 1048    250 mm  
 BW 1082BM    ⚓ 160 mm  
 BW 1150BM    ⚓ 180 mm  
 BW 1166BM    Ⓞ 200 mm  
 BW 1370    ⚖ 500 g  
 BW 1390    Ⓞ 35 mm



- 1/4"** BW 900    Ⓞ 4-4,5-5-5,5-6-7-8-9-10-11-12-13-14 mm  
 BW 900L    Ⓞ 4-4,5-5-5,5-6-7-8-9-10-11-12-13-14 mm  
 BW 900ME    Ⓞ 3-4-5-6-7-8 mm  
 BW 900TX    Ⓞ T6-T7-T8-T9-T10-T15-T20-T25  
 BW 895/1    Ⓞ 1/4 - □ 1/4  
 BW 900/20    50 mm  
 BW 900/20L    100 mm  
 BW 900/25    150 mm  
 BW 900/30    115 mm  
 BW 900/42    150 mm  
 BW 900/55    Ⓞ 150 mm

- 1/2"** BW 920A    Ⓞ 8-9-10-11-12-13-14-15-16-17-18-19-20-21-22-23-24-27-30-32 mm  
 BW 920AL    Ⓞ 10-12-13-14-15-16-17-18-19-21-22 mm  
 BW 920PE    Ⓞ 5-6-7-8-9-10-12-14 mm  
 BW 920TX    Ⓞ T27-T30-T40-T45-T50-T55-T60  
 BW 920/21    125 mm  
 BW 920/22    250 mm  
 BW 910/16F    □ 3/8" - ■ 1/2"  
 BW 920/25    250 mm  
 BW 920/55    Ⓞ 260 mm

**BW 861/C61** Ⓞ

Ⓞ	BW 861LP	0,5x3 (2)-0,5x4(2)-0,6x4,5(2)-0,8x5(2)-1,0x5,5(2)-1,0x6(2)-1,6x8(2) mm
Ⓞ	BW 861PH	PH0(2)-PH1(7)-PH2(7)-PH3(2)
Ⓞ	BW 861PZ	PZ0(2)-PZ1(3)-PZ2(3)-PZ3(2)
Ⓞ	BW 861PE	1,5-2-2,5-3-4-4,5-5-5,5-6-8 mm
Ⓞ	BW 861TX	T9-T10-T15-T20-T25 T27-T30-T40
Ⓞ	BW 882M1	Ⓞ 1/4 - ● 1/4



## BW 2400S 7/E-M

Cassettiera mobile con sette cassetti e assortimento di 309 utensili

- 7 cassetti da 588x367 mm, montati su guide telescopiche a sfera:
  - 5 cassetti altezza 70 mm
  - 1 cassetto altezza 140 mm
  - 1 cassetto altezza 210 mm
- Piano dei cassetti protetto da tappetini di gomma espansa
- Quattro ruote Ø 125 mm:
  - 2 fisse e 2 girevoli (una con freno)
- Serratura di sicurezza centralizzata frontale
- Capacità di carico statico: 800 kg
- Piano di lavoro termoplastico
- Portaflaconi laterale integrato

X  
309

800 kg



€ 1.299,00




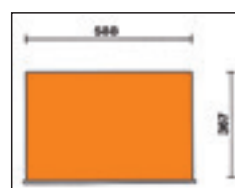
024006224



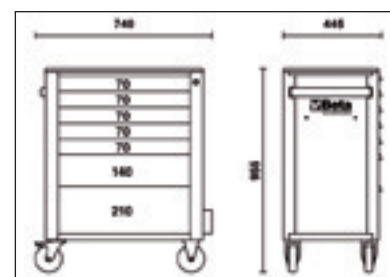
024006225



024006226



n°	h	max
5	70 mm	25 kg
1	140 mm	30 kg
1	210 mm	30 kg



Sistema di apertura in nylon rinforzato



Ruote con nucleo in metallo per una maggior resistenza






**73**

BW 32 Ø 4 mm  
 BW 34 150 mm  
 BW 36 150 mm  
 1032 ○ 19+60 mm  
 1034 ○ 19+60 mm  
 1036 ● 19+60 mm  
 1038 ● 19+60 mm


BW 1048 250 mm  
 BW 1082BM ≲ 160 mm  
 BW 1150BM ≡ 180 mm  
 BW 1166BM ● 200 mm  
 BW 1370 ≡ 500 g  
 BW 1390 Ø 35 mm



**37**

BW 42  
 BW 96BPC/SC9

6-7-8-9-10-11-12-13-14-15-16-17-18-19-20-21-22-23-24-27-30-32 mm  
 ○ 1,5-2-2,5-3-4-5-6-8-10 mm



**159**

**14"**


BW 900 ○ 4-4,5-5-5,5-6-7-8-9-10-11-12-13-14 mm  
 BW 900L ○ 4-4,5-5-5,5-6-7-8-9-10-11-12-13-14 mm  
 BW 900ME ○ 3-4-5-6-7-8 mm  
 BW 900TX ○ T6-T7-T8-T9-T10-T15-T20-T25  
 BW 895/1 ○ 1/4 - □ 1/4  
 BW 900/20 50 mm  
 BW 900/20L 100 mm  
 BW 900/25  
 BW 900/30 150 mm  
 BW 900/42 115 mm  
 BW 900/55 ● 150 mm

**12"**

BW 920A ○ 8-9-10-11-12-13-14-15-16-17-18-19-20-21-22-23-24-27-30-32 mm  
 BW 920AL ○ 10-12-13-14-15-16-17-18-19-21-22 mm  
 BW 920PE ○ 5-6-7-8-9-10-12-14 mm  
 BW 920TX ○ T27-T30-T40-T45-T50-T55-T60  
 BW 920/21 125 mm  
 BW 920/22 250 mm  
 BW 910/16F □ 3/8" - ■ 1/2"  
 BW 920/25  
 BW 920/55 ● 260 mm

**BW 861/C61**

⦿	BW 861LP	0,5x3 (2)-0,5x4(2)-0,6x4,5(2)-0,8x5(2)-1,0x5,5(2)-1,0x6(2)-1,6x8(2) mm
⊕	BW 861PH	PH0(2)-PH1(7)-PH2(7)-PH3(2)
⊕	BW 861PZ	PZ0(2)-PZ1(3)-PZ2(3)-PZ3(2)
○	BW 861PE	1,5-2-2,5-3-4-4,5-5-5,5-6-8 mm
⊗	BW 861TX	T9-T10-T15-T20-T25 T27-T30-T40
⦿	BW 882M1	○ 1/4 - ● 1/4




**60**

**3/8"**

BW 55  
 BW 90  
 BW 910A  
 BW 910AL  
 BW 910PE  
 BW 910TX  
 BW 910/21  
 BW 910/22  
 BW 910/25  
 BW 910/55  
 BW 920/15F

6x7-8x9-10x11-12x13-14x15-16x17-18x19-20x22 mm  
 6x7-8x9-10x11-12x13-14x15-16x17-18x19-20x22 mm  
 ○ 6-7-8-9-10-11-12-13-14-15-16-17-18-19-20-21-22 mm  
 ○ 8-10-11-12-13-14-17-19 mm  
 ○ 4-5-6-7-8-9-10 mm  
 ○ T15-T20-T25-T27-T30-T40-T45  
 125 mm  
 150 mm  
 ● 205 mm  
 □ 1/2" - ■ 3/8"



**46**

**BW 1256/C21-1**

⦿	BW 1256LP	1,5-2-2,5 mm
⊕	BW 1256PH	PH0-PH1
⊕	BW 1256PZ	PZ0-PZ1
○	BW 1256PE	0,7-0,9-1,3-1,5-2-2,5-3 mm
⊗	BW 1256TX	T4-T5-T6-T7
⊗	BW 1256RTX	T8-T10-T15
4 mm		99 mm

1201E ● 2,5x50-3x75-4x100-5,5x125-6,5x150-8x200 mm  
 1202E ⊕ PH0x60-PH1x80-PH2x100-PH3x150 mm  
 1201EN ● 4x30 mm  
 1202EN ⊕ PH1x30 mm  
 1207E/TX ○ T6-T7-T8-T9-T10-T15-T20-T25-T27-T30-T40-T45

800 kg

## BW 2400S 8/I-L

Cassettiera mobile con otto cassetti e assortimento di 394 utensili

- 8 cassetti da 588x367 mm, montati su guide telescopiche a sfera:
- 7 cassetti altezza 70 mm
- 1 cassetto altezza 210 mm
- Piano dei cassetti protetto da tappetini di gomma espansa
- Quattro ruote Ø 125 mm:
- 2 fisse e 2 girevoli (una con freno)
- Serratura di sicurezza centralizzata frontale
- Capacità di carico statico: 800 kg
- Piano di lavoro termoplastico
- Portaflaconi laterale integrato

€ 1.599,00



024006240



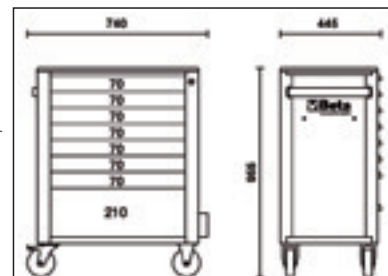

024006247



024006248



n°	h	max
7	70 mm	25 kg
1	210 mm	30 kg



- 1201E ● 2,5x50-3x75-4x100-5,5x125-6,5x150-8x200 mm  
 1201EN ● 4x30 mm  
 1202E ● PH0x60-PH1x80-PH2x100-PH3x150 mm  
 1202EN ● PH1x30 mm  
 1207E/TX ● T6-T7-T8-T9-T10-T15-T20-T25-T27-T30-T40-T45

### BW 1256/C21-1

●	BW 1256LP	1,5-2-2,5 mm
+	BW 1256PH	PH0-PH1
+	BW 1256PZ	PZ0-PZ1
○	BW 1256PE	0,7-0,9-1,3-1,5-2-2,5-3 mm
⊗	BW 1256TX	T4-T5-T6-T7
⊗	BW 1256RTX	T8-T10-T15
4 mm		99 mm





196



- 1/4"**
- BW 900 ○ 4-4,5-5-5,5-6-7-8-9-10-11-12-13-14 mm
  - BW 900L ○ 4-4,5-5-5,5-6-7-8-9-10-11-12-13-14 mm
  - BW 900FTX ⊗ E4-E5-E6-E7-E8-E10
  - BW 900ME ○ 3-4-5-6-7-8 mm
  - BW 900TX ⊗ T6-T7-T8-T9-T10-T15-T20-T25
  - BW 900LP ● 0,8x4-1x5,5-1,2x6,5-1,2x8 mm
  - BW 900PH ⊗ PH0-PH1-PH2-PH3
  - BW 895/1 ○ 1/4" - □ 1/4"
  - BW 900/20 50 mm
  - BW 900/20L 100 mm
  - BW 900/25 150 mm
  - BW 900/30 115 mm
  - BW 900/42 115 mm
  - BW 900/55 ⊗ 150 mm

- 3/8"**
- BW 910A ○ 6-7-8-9-10-11-12-13-14-15-16-17-18-19-20-21-22-24 mm
  - BW 910AL ○ 8-10-11-12-13-14-17-19 mm
  - BW 910FTX ⊗ E6-E7-E8-E10-E11-E12-14
  - BW 910PE ○ 4-5-6-7-8-9-10 mm
  - BW 910TX ⊗ T15-T20-T25-T27-T30-40-T45
  - BW 910/21 125 mm
  - BW 910/22 150 mm
  - BW 910/25 ⊗ 205 mm
  - BW 910/55 ⊗ 205 mm
  - BW 920/15F □ 1/2" - ■ 3/8"

**BW 861/C61**

●	BW 861LP	0,5x3 (2)-0,5x4(2)-0,6x4,5(2)-0,8x5(2)-1,0x5,5(2)-1,0x6(2)-1,6x8(2) mm
⊕	BW 861PH	PH0(2)-PH1(7)-PH2(7)-PH3(2)
⊕	BW 861PZ	PZ0(2)-PZ1(3)-PZ2(3)-PZ3(2)
○	BW 861PE	1,5-2-2,5-3-4-4,5-5-5,5-6-8 mm
⊗	BW 861TX	T9-T10-T15-T20-T25 T27-T30-T40
○	BW 882M1	○ 1/4 - ● 1/4

**BW 1256/C21-1**

●	BW 1256LP	1,5-2-2,5 mm
⊕	BW 1256PH	PH0-PH1
⊕	BW 1256PZ	PZ0-PZ1
○	BW 1256PE	0,7-0,9-1,3-1,5-2-2,5-3 mm
⊗	BW 1256TX	T4-T5-T6-T7
⊗	BW 1256RTX	T8-T10-T15
4 mm		99 mm

78




- 1/2"**
- BW 920A ○ 8-9-10-11-12-13-14-15-16-17-18-19-20-21-22-23-24-27-30-32 mm
  - BW 920AL ○ 10-12-13-14-15-16-17-18-19-21-22-24-27-30-32 mm
  - BW 920FTX ⊗ E10-E12-E14-E16-E18-E20-E22-E24
  - BW 920PE ○ 5-6-7-8-9-10-12-14 mm
  - BW 920PE-L ○ 5-6-7-8-9-10-12-14 mm
  - BW 920TX ⊗ T27-T30-T40-T45-T50-T55-T60
  - BW 920TX-L ⊗ T30-T40-T45-T50-T55-T60-T70
  - BW 920/21 125 mm
  - BW 920/22 250 mm
  - BW 910/16F □ 3/8" - ■ 1/2"
  - BW 920/25 260 mm
  - BW 920/55 ⊗ 260 mm

36



- BW 42 ⊗ 6-7-8-9-10-11-12-13-14-15-16-17-18-19-20-21-22-23-24 mm
- BW 55 ⊗ 6x7-8x9-10x11-12x13-14x15-16x17-18x19-20x22 mm
- BW 90 ⊗ 6x7-8x9-10x11-12x13-14x15-16x17-18x19-20x22 mm
- BW 111 250 mm

73



- 1032 ○ 19+60 mm
- 1034 ○ 19+60 mm
- 1036 ● 19+60 mm
- 1038 ● 19+60 mm
- BW 1048 250 mm
- BW 1052 190 - 240 mm
- BW 1098 220 mm
- BW 1082BM † 160 mm
- BW 1150BM = 180 mm
- BW 1166BM ● 200 mm
- BW 1168BM ● 200 mm
- BW 1128BMX 150 mm

25



- BW 30 Ø 2-3-4 mm
- BW 31 Ø 2-3-4-5-6-8 mm
- BW 32 Ø 4 mm
- BW 34 125-150-175 mm
- BW 36 150 mm
- BW 1370 500 g
- BW 1390 Ø 35 mm
- BW 1692/3 3 m
- BW 1712T 150+590 mm
- BW 1719BMA8/Q ■ 200 mm
- BW 1719BMA8/T ▲ 200 mm
- BW 1719BMA8/P † 200 mm
- BW 1719BMA8/M ● 200 mm
- BW 1719BMA8/R ● 200 mm
- BW 1737NX 270 mm
- 1771 18 mm

X  
**487**

## BW 2400S XL9/E-XL

Cassettiera mobile con nove cassetti, con sistema antiribaltamento, modello lungo, e assortimento di 487 utensili

- 9 cassetti da 882x367 mm, montati su guide telescopiche a sfera: 8 cassetti altezza 70 mm, 1 cassetto altezza 140 mm
- Piano di lavoro in ABS ad alta resistenza, con 6 vaschette portaminuteria
- Frontalino in nylon ad alta resistenza, con porta-etichette integrato
- Piano dei cassetti protetto da tappetini di gomma espansa
- Quattro ruote Ø 125 mm: 2 fisse e 2 girevoli (una con freno)
- Serratura di sicurezza centralizzata frontale
- Capacità di carico statico: 1.000 kg
- Portaflaconi laterale integrato

1000 kg



€ 2.399,00



024006251



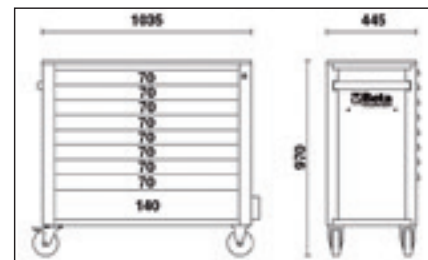
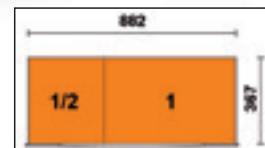
024006252



024006253



n°	h	max
8	70 mm	30 kg
1	140 mm	35 kg



196



1/4"	BW 900	○ 4-4,5-5-5,5-6-7-8-9-10-11-12-13-14 mm
	BW 900L	○ 4-4,5-5-5,5-6-7-8-9-10-11-12-13-14 mm
	BW 900FTX	⊗ E4-E5-E6-E7-E8-E10
	BW 900ME	○ 3-4-5-6-7-8 mm
	BW 900TX	⊙ T6-T7-T8-T9-T10-T15-T20-T25
	BW 900LP	● 0,8x4-1x5,5-1,2x6,5-1,2x8 mm
	BW 900PH	⊕ PH0-PH1-PH2-PH3
	BW 895/1	○ 1/4" - □ 1/4"
	BW 900/20	50 mm
	BW 900/20L	100 mm
	BW 900/25	150 mm
	BW 900/30	115 mm
	BW 900/42	115 mm
	BW 900/55	⊗ 150 mm

3/8"	BW 910A	○ 6-7-8-9-10-11-12-13-14-15-16-17-18-19-20-21-22-24 mm
	BW 910AL	○ 8-10-11-12-13-14-17-19 mm
	BW 910FTX	⊗ E6-E7-E8-E10-E11-E12-14
	BW 910PE	○ 4-5-6-7-8-9-10 mm
	BW 910TX	⊙ T15-T20-T25-T27-T30-40-T45
	BW 910/21	125 mm
	BW 910/22	150 mm
	BW 910/25	
	BW 910/55	⊗ 205 mm
	BW 920/15F	□ 1/2" - ■ 3/8"

### BW 861/C61 1/4"

●	BW 861LP	0,5x3 (2)-0,5x4(2)-0,6x4,5(2)-0,8x5(2)-1,0x5,5(2)-1,0x6(2)-1,6x8(2) mm
⊕	BW 861PH	PH0(2)-PH1(7)-PH2(7)-PH3(2)
⊕	BW 861PZ	PZ0(2)-PZ1(3)-PZ2(3)-PZ3(2)
⊕	BW 861PE	1,5-2-2,5-3-4-4,5-5-5,5-6-8 mm
⊕	BW 861TX	T9-T10-T15-T20-T25 T27-T30-T40
	BW 882M1	○ 1/4 - ● 1/4

### BW 1256/C21-1 1/4"

●	BW 1256LP	1,5-2-2,5 mm
⊕	BW 1256PH	PH0-PH1
⊕	BW 1256PZ	P20-PZ1
⊕	BW 1256PE	0,7-0,9-1,3-1,5-2-2,5-3 mm
⊕	BW 1256TX	T4-T5-T6-T7
⊕	BW 1256RTX	T8-T10-T15
	4 mm	



31

**BW 42** 6-7-8-9-10-11-12-13-14-15-16-17-18-19-20-21-22-23-24-27-30-32 mm  
**BW 96BPC/SC9** 1,5-2-2,5-3-4-5-6-8-10 mm



30

**BW 55** 6x7-8x9-10x11-12x13-14x15-16x17-18x19-20x22-21x23-24x27-30x32 mm  
**BW 90** 6x7-8x9-10x11-12x13-14x15-16x17-18x19-20x22-21x23-24x27-30x32 mm  
**BW 97TX/SC8** T9-T10-T15-T20-T25-T27-T30-T40




13

<b>1032</b>	19+60 mm	<b>BW 1098</b>	220 mm
<b>1034</b>	19+60 mm	<b>BW 1082BM</b>	160 mm
<b>1036</b>	19+60 mm	<b>BW 1150BM</b>	180 mm
<b>1038</b>	19+60 mm	<b>BW 1166BM</b>	200 mm
<b>BW 1048</b>	250 mm	<b>BW 1168BM</b>	200 mm
<b>BW 1052</b>	190 - 240 mm	<b>BW 1128BMX</b>	150 mm



78

**BW 920A** 8-9-10-11-12-13-14-15-16-17-18-19-20-21-22-23-24-27-30-32 mm  
**BW 920AL** 10-12-13-14-15-16-17-18-19-21-22-24-27-30-32 mm  
**BW 920FTX** E10-E12-E14-E16-E18-E20-E22-E24  
**BW 920PE** 5-6-7-8-9-10-12-14 mm  
**BW 920PE-L** 5-6-7-8-9-10-12-14 mm  
**BW 920TX** T27-T30-T40-T45-T50-T55-T60  
**BW 920TX-L** T30-T40-T45-T50-T55-T60-T70  
**BW 920/21** 125 mm  
**BW 920/22** 250 mm  
**BW 910/16F** 3/8" - 1/2"  
**BW 920/25** 3/8" - 1/2"  
**BW 920/55** 260 mm



25

**1201E** 2,5x50-3x75-4x100-5,5x125-6,5x150-8x200 mm  
**1201EN** 4x30 mm  
**1202E** PH0x60-PH1x80-PH2x100-PH3x150 mm  
**1202EN** PH1x30 mm  
**1207E/TX** T6-T7-T8-T9-T10-T15-T20-T25-T27-T30-T40-T45  
**BW 1253** 0,5x100 mm



25

**BW 720** 10-12-13-15-17-19-21-24 mm  
**BW 720L** 17-19-21-22 mm  
**BW 720/21** 125 mm  
**BW 900/16** 1/4" - 3/8"  
**BW 910/15** 3/8" - 1/4"  
**BW 910/16F** 3/8" - 1/2"  
**BW 920/15F** 1/2" - 3/8"  
**BW 920/16** 1/2" - 3/4"  
**BW 943FL** 6-7-8 mm  
**BW 1687D** 153 mm  
**BW 1687U** 153 mm  
**BW 1687A** 153 mm  
**BW 1687AC** 153 mm



4

**BW 1370** 500 g  
**BW 1380** 1000 g  
**BW 1390** 35 mm  
**BW 1737NX**



30

**BW 141** 8-9-10-11-12-13-14-15-17-19 mm  
**BW 410/SP19** 1+10 mm x 0.5 mm  
**BW 1725CR** 260 mm



77

**BW 977TX** T8-T9-T10-T15-T20-T25-T27-T30-T40  
**BW 1682** 300 mm  
**BW 1650** 150 mm



23

<b>BW 30</b>	2-3-4 mm	<b>BW 1719BMA8/T</b>	200 mm
<b>BW 31</b>	2-3-4-5-6-8 mm	<b>BW 1719BMA8/P</b>	200 mm
<b>BW 32</b>	4 mm	<b>BW 1719BMA8/M</b>	200 mm
<b>BW 34</b>	125-150-175 mm	<b>BW 1719BMA8/R</b>	200 mm
<b>BW 1692/3</b>	3 m	<b>BW 1719BMA8/Q</b>	200 mm
<b>BW 1712T</b>	150+590 mm	<b>1771</b>	18 mm
<b>BW 1725</b>	420 mm	<b>BW 1833S</b>	200 lumen



51

**BW 1149F** 175 mm  
**BW 1602** 0,75+6 mm<sup>2</sup>  
**BW 1603** 1,25+5,5 mm<sup>2</sup>  
**BW 1606T** 0,1+10 mm<sup>2</sup>  
**BW 1608** 0,5+6 mm<sup>2</sup>



8

**943E** 6-7-8-9-10-11-12-13 mm



8

**BW 96T** 2-2,5-3-4-5-6-7-8 mm

## BW 2400S XL9/E-XXL

Cassettiera mobile con nove cassetti, con sistema antiribaltamento, modello lungo, e assortimento di 716 utensili

- 9 cassetti da 882x367 mm, montati su guide telescopiche a sfera:
  - 8 cassetti altezza 70 mm
  - 1 cassetto altezza 140 mm
- Piano di lavoro in ABS ad alta resistenza, con 6 vaschette portaminuteria
- Frontalino in nylon ad alta resistenza, con porta-etichette integrato
- Piano dei cassetti protetto da tappetini di gomma espansa
- Quattro ruote Ø 125 mm:
  - 2 fisse e 2 girevoli (una con freno)
- Serratura di sicurezza centralizzata frontale
- Capacità di carico statico: 1.000 kg
- Portaflaconi laterale integrato

1000 kg



**€ 2.799,00**



024006254



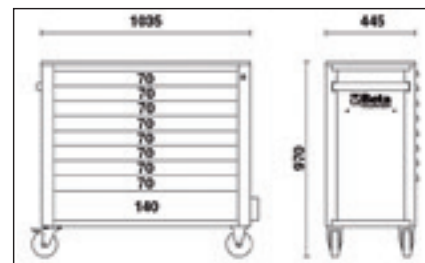
024006255



024006256



n°	h	max
8	70 mm	30 kg
1	140 mm	35 kg



214



BW 97TX/SC8 ○ T9-T10-T15-T20-T25-T27-T30-T40  
 BW 97TTX ○ T8-T9-T10-T15-T20-T25-T27-T30-T40

**3/8"** BW 910A ○ 6-7-8-9-10-11-12-13-14-15-16-17-18-19-20-21-22-24 mm  
 BW 910AL ○ 8-10-11-12-13-14-17-19 mm  
 BW 910FTX ⊗ E6-E7-E8-E10-E11-E12-E14  
 BW 910PE ○ 4-5-6-7-8-9-10 mm  
 BW 910TX ○ T15-T20-T25-T27-T30-T40-T45

BW 910/20 75 mm  
 BW 910/22 150 mm  
 BW 910/25  
 BW 910/55 ⊗ 200 mm  
 BW 920/15F □ 1/2" - ■ 3/8"

**1/4"** BW 900 ○ 4-4,5-5-5,5-6-7-8-9-10-11-12-13-14 mm  
 BW 900L ○ 4-4,5-5-5,5-6-7-8-9-10-11-12-13-14 mm  
 BW 900FTX ⊗ E4-E5-E6-E7-E8-E10  
 BW 900ME ○ 3-4-5-6-7-8-10 mm  
 BW 900TX ○ T6-T7-T8-T9-T10-T15-T20-T25  
 BW 900LP ● 0,8x4-1,0x5,5-1,2x6,5-1,2x8 mm

BW 900PH ⊕ PH0-PH1-PH2-PH3  
 BW 895/1 ⊗ 1/4"  
 BW 900/20 50 mm  
 BW 900/20L 100 mm  
 BW 900/25  
 BW 900/30 150 mm  
 BW 900/42 115 mm  
 BW 900/55 ⊗ 150 mm

### BW 861/C61

⊖	BW 861LP	0,5x3 (2)-0,5x4(2)-0,6x4,5(2)-0,8x5(2)-1,0x5,5(2)-1,0x6(2)-1,6x8(2) mm
⊕	BW 861PH	PH0(2)-PH1(7)-PH2(7)-PH3(2)
⊕	BW 861PZ	PZ0(2)-PZ1(3)-PZ2(3)-PZ3(2)
○	BW 861PE	1,5-2-2,5-3-4-4,5-5-5,5-6-8 mm
⊗	BW 861TX	T9-T10-T15-T20-T25 T27-T30-T40
□	BW 882M1	○ 1/4 - ● 1/4

### BW 1256/C21-1

⊖	BW 1256LP	1,5-2-2,5 mm
⊕	BW 1256PH	PH0-PH1
⊕	BW 1256PZ	PZ0-PZ1
○	BW 1256PE	0,7-0,9-1,3-1,5-2-2,5-3 mm
⊗	BW 1256TX	T4-T5-T6-T7
⊗	BW 1256RTX	T8-T10-T15
4 mm		99 mm




- 12**''
- BW 720L ○ 10-12-13-15-17-19-21-24-27-30 mm
  - BW 720/21 125 mm
  - BW 720/25 64 mm
  - BW 910/16F □ 3/8" - ■ 1/2"
  - BW 920/16 □ 1/2" - ■ 3/4"
  - BW 920A ○ 8-9-10-11-12-13-14-15-16-17-18-19-20-21-22-23-24-27-30-32 mm
  - BW 920AL ○ 10-12-13-14-15-16-17-18-19-21-22-24-27-30-32 mm
  - BW 920FTX ⊗ E10-E12-E14-E16-E18-E20-E22-E24
  - BW 920PE ○ 5-6-7-8-9-10-12-14 mm
  - BW 920PE-L ○ 5-6-7-8-9-10-12-14 mm
  - BW 920PE-XL ○ 10-12-14 mm
  - BW 920TX ○ T27-T30-T40-T45-T50-T55-T60
  - BW 920TX-L ○ T30-T40-T45-T50-T55-T60-T70
  - BW 920TX-XL ○ T45-T50-T55
  - BW 920/21 125 mm
  - BW 920/22 250 mm
  - BW 920/25 250 mm
  - BW 920/55 ⊗ 260 mm



- 943E ○ 5-5.5-6-7-8-9-10-11-12-13-14 mm
- 1201E ● 2,5x50-3x75-4x100-5,5x125-6,5x150-8x200 mm
- 1202E ● PH0x60-PH1x80-PH2x100-PH3x150 mm
- 1201EN ● 4x30 mm
- 1202EN ● PH1x30 mm
- 1207E/TX ○ T6-T7-T8-T9-T10-T15-T20-T25-T27-T30-T40-T45



- BW 96BPC/SC9 ○ 1,5-2-2,5-3-4-5-6-8-10 mm
- BW 410/SP19 1+10 mm x 0,5 mm
- BW 666N/20 40+20 Nm
- BW 720 ○ 10-12-13-15-17-19-21-24-27-30 mm
- BW 867PE ○ 4-5-6-7-8-10-12 mm
- BW 867PE/L ○ 4-5-6-7-8-10-12 mm
- BW 867XZN ○ 4-5-6-7-8-10-12 mm
- BW 867XZN/L ○ 5-6-8-10-12 mm
- BW 867TX ⊗ T20-T25-T30-T40-T45-T50-T55
- BW 867TX/L ⊗ T20-T25-T30-T40-T45-T50-T55
- BW 867RTX ⊗ T20-T25-T30-T40-T45-T50-T55
- BW 867RTX/L ⊗ T20-T25-T30-T40-T45-T50-T55
- BW 867/1 ○ 10 mm - □ 3/8"
- BW 867/2 ○ 10 mm - □ 1/2"
- BW 867RIBE ○ 5-6-7-8-9-10-11-12-13 mm
- BW 867RIBE/L ○ 5-6-7-8-9-10-11-12-13 mm
- BW 1253 ● 0,5x100 mm
- BW 1257LP ● 2,0-2,5-3,0 mm
- BW 1257PH ⊕ PH00-PH0-PH1
- BW 1257TX ○ T5-T6-T7-T8-T9-T10
- BW 1728BM
- BW 1728LA
- BW 967RTX/L ⊗ T20-T25-T30-T40-T45-T50-T55



- BW 42 ⊗ 6-7-8-9-10-11-12-13-14-15-16-17-18-19-20-21-22-23-24-27-30-32 mm
- BW 55 ⊗ 6x7-8x9-10x11-12x13-14x15-16x17-18x19-20x22-21x23-24x27-30x32 mm
- BW 141 ⊗ 8-9-10-11-12-13-14-15-16-17-18-19 mm



- BW 90 ⊗ 6x7-8x9-10x11-12x13-14x15-16x17-18x19 mm
- BW 96T ○ 2-2,5-3-4-5-6-7-8-10 mm
- BW 1098 220 mm
- BW 1650 150 mm
- BW 1682 300 mm
- BW 1687/S4
- BW 192 8x10/12x13 mm
- BW 192 16x17/18x19 mm
- BW 1719BMA8/Q ■ 200 mm
- BW 1719BMA8/T ▲ 200 mm
- BW 1719BMA8/P ▮ 200 mm
- BW 1719BMA8/M ▸ 200 mm
- BW 1719BMA8/R ● 200 mm



- BW 30 Ø 2-3-4 mm
- BW 31 Ø 2-3-4-5-6-8 mm
- BW 32 Ø 4 mm
- BW 34 150-175 mm
- BW 36 150 mm
- 1032 ○ 19+60 mm
- 1034 ○ 19+60 mm
- 1036 ● 19+60 mm
- 1038 ● 19+60 mm
- BW 1048 250 mm
- BW 1052 190-240 mm
- BW 1082BM ⚡ 160 mm
- BW 1150BM = 180 mm
- BW 1166BM ● 200 mm
- BW 1168BM ● 200 mm
- BW 1370 ● 300 g
- BW 1380 ● 1000 g
- BW 1390 Ø 35 mm



- BW 943FL ○ 6-7-8 mm
- BW 1692/5 5 m
- BW 1712T 148+665 mm
- BW 1606T 0,08+6 ⇨ mm<sup>2</sup>
- BW 1608 0,5+6 ⇨ mm<sup>2</sup>
- BW 1725 420 mm
- BW 1725CR 250 mm
- BW 1737NX 270 mm
- 1771 18 mm
- BW 1771RL 10x 18 mm
- BW 1833S 200 lumen
- BW 1715
- BW 1720/B6
- BW 1128BMX 150 mm
- BW 1149F 0,2+6 ⇨ mm<sup>2</sup>
- BW 1602 0,75+6 ⇨ mm<sup>2</sup>
- BW 1603 1,25+5,5 ⇨ mm<sup>2</sup>

021206911

1/2"

## BW 2120L-E/T91

Cestello in lamiera con assortimento di 91 utensili per manutenzione generale, in termoformato rigido in ABS

X  
91

€ 310,00



550x200x210 mm

1/2"



BW 920A	○	10-11-12-13-14-15-16-17-18-19-20-21-22-23-24-27-30-32 mm	20
BW 920/55	⊗	250 mm	
BW 920/25			



BW 920/21	○	125 mm	5
BW 920/22		250 mm	
BW 910/16F	□ 3/8" - ■ 1/2"		
BW 1048		250 mm	
1771		18 mm	



BW 42	⊕	8-9-10-11-12-13-14-15-16-17-19 mm	20
BW 96/SC9	○	1,5-2-2,5-3-4-5-6-8-10 mm	



1201E	●	2,5x50-3x75-4x100-5,5x125-6,5x150 mm	6
1201EN	●	4x30 mm	



BW 860EA/31	⊕ ⊖ ⊕ ⊕ ⊕ ⊕ ⊕		37
BW 895/1	○ 1/4 - □ 1/4		
BW 900/30		150 mm	
1202E	⊕	PH0x60-PH1x80-PH2x100 mm	
1202EN	⊕	PH1x30 mm	



BW 1082BM	⌢	160 mm	3
BW 1150BM	≡	180 mm	
BW 1166BM	●	160 mm	

022006130

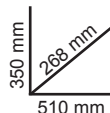
## BW C22E

### Cassettera portatile 3 cassetti

- 3 cassetti da 435x210x50 mm, montati su guide telescopiche a sfera
- Vano superiore da 505x256x60 mm
- Serratura centralizzata frontale
- Maniglia sul coperchio
- Maniglie laterali a scomparsa per il trasporto

n°	h	max
3	50 mm	5 kg

€ 123,00



022006201


## BW 2200E/21

Cassettera portatile con assortimento di 159 utensili, in vassoio morbido in EVA



€ 393,00

1/4"  
1/2"



BW 861/C61	⊕ ⊖ ⊕ ⊖ ⊕ ⊖ ⊕ ⊖	BW 900	⊕ ⊖ 4,5-5-5,5-6-7-8-9-10-11-12-13-14 mm
BW 1256/C21-1	⊕ 4 mm	BW 900/20	⊕ 50 mm
BW 900/55	⊕ 150 mm	BW 900/20L	⊕ 100 mm
BW 920/55	⊕ 260 mm	BW 920/25	⊕
BW 900/25	⊕	BW 920/22	⊕ 250 mm
BW 900/42	⊕ 115 mm	BW 910/16F	⊕ 3/8" - ⊕ 1/2"
BW 895/1	⊕	BW 920A	⊕ ⊖ 13-14-15-16-17-18-19-21-22 mm



BW 42	⊕ 8-10-11-12-13-14-15-17-19 mm	BW 1150BM	⊕ 180 mm
BW 1082BM	⊕ 160 mm	1770A	9 mm
		BW 1770RL	10x



BW 96BPC/SC9	⊕ 1,5-2-2,5-3-4-5-6-8-10 mm	1202E	⊕ PH1X80- PH2X100
1201E	⊕ 2,5x50-3x75-4x100-5,5x125 mm	1202EN	⊕ PH1X30 mm
1201EN	⊕ 4X30	BW 1253	⊕ 3,5x100 mm

X  
159

	BW 1048	250 mm
	BW 1128BMX	150 mm
	BW 1370	300 g
	BW 1692	5 m

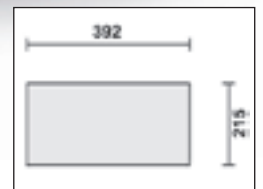
043006003

**BW C43****€ 169,00****Trolley portautensili  
a tre moduli sovrapponibili**

- Struttura in lamiera e materiale plastico
- 3 moduli separabili:
  - 1 cestello superiore, altezza 222 mm
  - 1 modulo centrale, altezza 168 mm con 2 cassette altezza 60 mm
  - 1 modulo inferiore, altezza 332 mm con sportello basculante altezza 280 mm con ruote
- Ruote  $\varnothing$  128 mm
- Manico telescopico regolabile in 4 posizioni
- Sistema di sgancio dei moduli con accesso a tutti i diversi scomparti portautensili
- Cestello superiore con vassoio portaoggetti interno rimovibile e 2 portaminuterie integrati nel coperchio



827 mm  
323 mm  
526 mm

**3 moduli  
sovrapponibili**



043006201

# BW 4300E/21

Trolley portautensili BW C43  
con assortimento di 212 utensili universali

€ 545,00



X  
212

	BW 42		7-8-9-10-11-12-13-14-15-16-17-18-19-22 mm
	BW 96BPC/SC9		1,5-2-2,5-3-4-5-6-8-10 mm
	BW 111		200 mm
	BW 1048		250 mm
	BW 1052		240 mm
	BW 1082BM		160 mm
	BW 1150BM		180 mm
	BW 1166BM		160 mm
	1201E		2,5x50-3x75-4x100-5,5x150-6,5x150 mm
	1201EN		4x30 mm
	1202E		PH0x60-PH1x80-PH2x100 mm
	1202EN		PH1x30 mm
	BW 1128BMX		150 mm
	BW 1253		3,5x100 mm
	BW 1370		300 g
	BW 1390		Ø 35 mm
	BW 1692		3 m
	BW 1696		300 mm
	1771		18 mm
	BW 1771RL		10x
	BW 1725CR		150 mm
	BW 1098		220 mm
	BW 1719BMA...P		200 mm
	BW 1719BMA...M		200 mm
	BW 1719BMA...R		200 mm
	BW 1833S		105 mm (pile 1xAA - non include)

## BW 861/C61

	BW 861LP	0,5x3 (2)-0,5x4(2)-0,6x4,5(2)-0,8x5(2)-1,0x5,5(2)-1,0x6(2)-1,6x8(2) mm
	BW 861PH	PH0(2)-PH1(7)-PH2(7)-PH3(2)
	BW 861PZ	PZ0(2)-PZ1(3)-PZ2(3)-PZ3(2)
	BW 861PE	1,5-2-2,5-3-4-4,5-5-5,5-6-8 mm
	BW 861TX	T9-T10-T15-T20-T25 T27-T30-T40
	BW 882M1	○ 1/4 - ● 1/4



## BW 1256/C21-1

	BW 1256LP	1,5-2-2,5 mm
	BW 1256PH	PH0-PH1
	BW 1256PZ	PZ0-PZ1
	BW 1256PE	0,7-0,9-1,3-1,5-2-2,5-3 mm
	BW 1256TX	T4-T5-T6-T7
	BW 1256RTX	T8-T10-T15
4 mm		99 mm



## BW 903E/C42

	BW 900		4-4,5-5-5,5-6-7-8-9-10-11-12-13-14 mm
	BW 900E/55		126 mm
	BW 900/25		
	BW 900/20		50 mm
	BW 900/20L		100 mm
	BW 900/42		115 mm
	BW 900/30		150 mm
	BW 96		1,3-1,5-2-2,5 mm
	BW 895/1		1/4 - □ 1/4
	BW 861LP		0,6x4-0,8x5,5-1,2x6,5 mm
	BW 861PH		PH1-PH2-PH3
	BW 861PZ		PZ1-PZ2-PZ3
	BW 861PE		3-4-5-6 mm
	BW 861TX		T10-T15-T20-T25-T30



## BW 923E/C25

	BW 920A		8-9-10-11-12-13-14-15-16-17-18-19-20-21-22-23-24-27-30-32 mm
	BW 920E/55		264 mm
	BW 920/25		
	BW 920/21		125 mm
	BW 920/22		250 mm
	BW 910/16F		3/8" - ■ 1/2"



020566010



1/4" 1/2"

X  
163

## BW 2056E

Valigia con assortimento di 163 utensili per manutenzione generale

- Pannello interno removibile
- Vassoio morbido in EVA incluso

€ 395,00



465x330x170 mm



## VALIGIA + 163 UTENSILI

### BW 861/C61

●	□	BW 861LP	0,5x3 (2)-0,5x4(2)-0,6x4,5(2)-0,8x5(2)-1,0x5,5(2)-1,0x6(2)-1,6x8(2) mm
+	□	BW 861PH	PH0(2)-PH1(7)-PH2(7)-PH3(2)
+	□	BW 861PZ	PZ0(2)-PZ1(3)-PZ2(3)-PZ3(2)
○	□	BW 861PE	1,5-2-2,5-3-4-4,5-5-5,5-6-8 mm
⊗	□	BW 861TX	T9-T10-T15-T20-T25 T27-T30-T40
□	□	BW 882M1	○ 1/4 - ● 1/4



### BW 1256/C21-1

●	□	BW 1256LP	1,5-2-2,5 mm
+	□	BW 1256PH	PH0-PH1
+	□	BW 1256PZ	PZ0-PZ1
○	□	BW 1256PE	0,7-0,9-1,3-1,5-2-2,5-3 mm
□	□	BW 1256TX	T4-T5-T6-T7
⊗	□	BW 1256RTX	T8-T10-T15
4 mm	□		99 mm



	BW 42	⊗	8-9-10-11-12-13-14-15-16-17-18-19 mm
	BW 96BPC/SC9	○	1,5-2-2,5-3-4-5-6-8-10 mm
	BW 111		250 mm
	BW 1048		250 mm
	BW 1082BM	⊗	160 mm
	BW 1150BM	=	180 mm
	BW 1166BM	●	160 mm
	1201E	●	2,5x50-3x75-4x125-5,5x150-6,5x150-8x150 mm
	1202E	+	PH1x80-PH2x100 mm
	1209E/PZ	+	PZ1x80-PZ2x100 mm
	BW 1128BMX		150 mm
	BW 1253	●	3,5x100 mm
	BW 1370	➤	300 g
	BW 1692/5		5 m
	BW 1725CR		150 mm
	1771		18 mm

☎ 020566110



1/4" 1/2"

## BW 2056T/E

Valigia trolley  
con assortimento di 163 utensili  
per manutenzione generale

- Manico telescopico regolabile
- Pannello interno removibile
- Vassoio morbido in EVA incluso

€ 436,00



## VALIGIA TROLLEY +163 UTENSILI

1/4"

	BW 895/1	○ 1/4 - □ 1/4
	BW 900	○ 4-4,5-5-5,5-6-7-8-9-10-11-12-13-14 mm
	BW 900/20	50 mm
	BW 900/20L	100 mm
	BW 900/25	
	BW 900/30	150 mm
	BW 900/42	115 mm
	BW 900/55	⊕ 150 mm

1/2"

	BW 920A	○ 10-11-12-13-14-15-16-17-18-19-21-22-24 mm
	BW 920/21	125 mm
	BW 920/22	250 mm
	BW 910/16F	□ 3/8" - ■ 1/2"
	BW 920/25	
	BW 920/55	⊕ 260 mm

X  
163



465x330x225 mm

020546001



14"

X  
100

## BW 2054E-100

Valigia con assortimento di 100 utensili per manutenzione generale

- Vassoio morbido in EVA incluso

€ 264,00

400x300x140 mm



	BW 42	6-7-8-9-10-11-12-13-14-15-16-17-19 mm
	BW 96BPC/SC9	1,5-2-2,5-3-4-5-6-8-10 mm
	BW 1048	250 mm
	BW 1082BM	160 mm
	BW 1150BM	180 mm
	BW 1166BM	160 mm
	1201E	3x75-5,5x100-6,5x150 mm
	1202E	PH0x60-PH1x80-PH2x100 mm
	BW 1253	3,5x100 mm
	BW 1370	300 g
	BW 1692/3	3 m
	1770A	9 mm
	BW 1770RL	10x
	BW 1778SCL	170 mm
	BW 1725CR	150 mm

### BW 860EA/31

	BW 861LP	0,5x3-0,6x4,5-0,8x5,5-1,0x5,5-1,2x6,5-1,6x8 mm
	BW 861PH	1-2-3
	BW 861PZ	1-2-3
	BW 861PE	2-3-4-5-6-8 mm
	BW 861TX	T8-T9-T10-T15-T20 T25-T27-T30-T40
	BW 861PQ	1-2-3 mm
	BW 882M1	○ 1/4 - ● 1/4



	BW 882P/80	○ 1/4 - ● 1/4
	BW 895/1	○ 1/4 - □ 1/4
	BW 900	4-4,5-5-5,5-6-7-8-9-10-11-12-13-14 mm
	BW 900/20	50 mm
	BW 900/20L	100 mm
	BW 900/25	
	BW 900/30	150 mm
	BW 900/42	115 mm
	BW 900/55	150 mm

020546002



14" 3/8"

## BW 2054E-128

Valigia con assortimento di 128 utensili per manutenzione generale

- Vassoio morbido in EVA incluso

€ 314,00



### BW 860EA/31

●	BW 861LP	0,5x3-0,6x4,5-0,8x5,5-1,0x5,5-1,2x6,5-1,6x8 mm
+	BW 861PH	1-2-3
+	BW 861PZ	1-2-3
○	BW 861PE	2-3-4-5-6-8 mm
⊕	BW 861TX	T8-T9-T10-T15-T20 T25-T27-T30-T40
○	BW 861PQ	1-2-3 mm
○	BW 882M1	○ 1/4 - ● 1/4



### BW 1256/C21-1

●	BW 1256LP	1,5-2-2,5 mm
+	BW 1256PH	PH0-PH1
+	BW 1256PZ	PZ0-PZ1
○	BW 1256PE	0,7-0,9-1,3-1,5-2-2,5-3 mm
⊕	BW 1256TX	T4-T5-T6-T7
⊕	BW 1256RTX	T8-T10-T15
4 mm		99 mm



400x300x140 mm

X  
128

	BW 42	7-8-9-10-11-12-13-14-15-16-17-19 mm
	BW 96BPC/SC9	1,5-2-2,5-3-4-5-6-8-10 mm
	BW 1048	250 mm
	BW 1082BM	160 mm
	BW 1150BM	180 mm
	BW 1166BM	160 mm
	1201E	3x75-5,5x100-6,5x150 mm
	1202E	PH0x60-PH1x80-PH2x100 mm
	BW 1128BMX	150 mm
	BW 1370	300 g
	BW 1692/3	3 m
	1771	18 mm
	BW 1771RL	10x
	BW 1833S	105 mm (pila 1xAA - non inclusa)

14"

	BW 895/1	○ 1/4 - □ 1/4
	BW C900	○ 4-4,5-5-5,5-6-7-8-9-10-11-12-13 mm
	BW C900/20L	100 mm
	BW C900/25	
	BW C900/30	150 mm
	BW C900/42	115 mm
	BW C900/55	150 mm

3/8"

	BW C910A	○ 14-15-17-18-19-22-24 mm
	BW C910/22	150 mm
	BW C910/25	
	BW C910/55	200 mm
	BW C920/15F	□ 1/2" - ■ 3/8"



## BW 5000S/3M

X  
189

Carrello di servizio con tre cassette e assortimento di 189 utensili

- Piano di lavoro termoplastico
- 3 cassette da 588x367 mm altezza 70 mm, montati su guide telescopiche a sfera
- Piano dei cassetti protetto da tappetini di gomma espansa
- Serratura di sicurezza centralizzata frontale
- Pratico portagiravite laterale incluso
- Due portabombolette laterali integrati nella struttura
- Ampio ripiano inferiore protetto con tappetino in gomma antiolio e antibenzina
- Quattro ruote Ø 125 mm:  
2 fisse e 2 girevoli (una con freno)
- Capacità di carico statico: 400 kg
- Portata di ogni cassetto:  
15 kg uniformemente distribuiti

€ 759,00

400 kg



n°	h	max
3	70 mm	15 kg



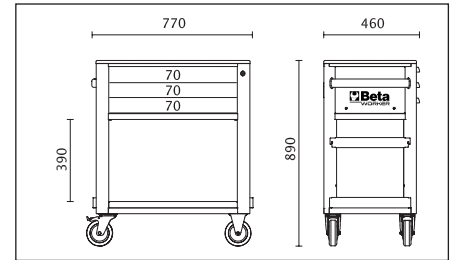
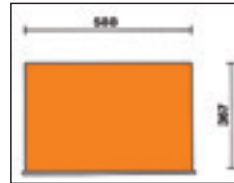
050006331



050006332



050006333



31

- BW 42** 6-7-8-9-10-11-12-13-14-15-16-17-18-19-20-21-22-23-24 mm  
**1201E** 2,5x50-3x75-4x100-5,5x125-6,5x150-8x200 mm  
**1202E** PH0x60-PH1x80-PH2x100-PH3x150 mm  
**1201EN** 4x30 mm  
**1202EN** PH1x30 mm



13

- BW 32** Ø 4 mm  
**BW 34** 150 mm  
**BW 36** 150 mm  
**BW 1048** 250 mm  
**BW 1082BM** 160 mm  
**BW 1150BM** 180 mm  
**BW 1166BM** 200 mm  
**BW 1370** 500 g  
**BW 1390** Ø 35 mm  
**1032** 180 mm  
**1034** 170 mm  
**1036** 175 mm  
**1038** 175 mm



1/4"

- BW 900** 4-4,5-5-5,5-6-7-8-9-10-11-12-13-14 mm  
**BW 900ME** 3-4-5-6-7-8 mm  
**BW 900TX** T06-T07-T08-T09-T10-T15-T20-T25  
**BW 900/20** 50 mm  
**BW 900/20L** 100 mm  
**BW 900/25**  
**BW 900/30** 150 mm  
**BW 900/42** 115 mm  
**BW 900/55** 150 mm  
**BW 895/1** 1/4" - 1/4"

- BW 96BPC/SC9** 1,5-2-2,5-3-4-5-6-8-10 mm  
**BW 111** 250 mm

1/2"

- BW 920A** 8-9-10-11-12-13-14-15-16-17-18-19-20-21-22-23-24-27-30-32 mm  
**BW 920PE** 5-6-7-8-9-10-12-14 mm  
**BW 920TX** T27-T30-T40-T45-T50-T55-T60  
**BW 920/21** 125 mm  
**BW 920/22** 250 mm  
**BW 910/16F** 3/8" - 1/2"  
**BW 920/25**  
**BW 920/55** 260 mm

145

### BW 861/C61

⊖	BW 861LP	0,5x3 (2)-0,5x4(2)-0,6x4,5(2)-0,8x5(2)-1,0x5,5(2)-1,0x6(2)-1,6x8(2) mm
⊕	BW 861PH	PH0(2)-PH1(7)-PH2(7)-PH3(2)
⊕	BW 861PZ	PZ0(2)-PZ1(3)-PZ2(3)-PZ3(2)
○	BW 861PE	1,5-2-2,5-3-4-4,5-5-5,5-6-8 mm
⊗	BW 861TX	T9-T10-T15-T20-T25 T27-T30-T40
⊖	BW 882M1	1/4 - 1/4



008606992



## BW 860EA/31

Serie di 30 inserti con portainseri magnetico, in astuccio tascabile

X  
31

	BW 861LP	●	0,5x3-0,6x4,5-0,8x5,5-1,0x5,5-1,2x6,5-1,6x8 mm
	BW 861PH	⊕	PH1-PH2-PH3
	BW 861PZ	⊕	PZ1-PZ-PZ3
	BW 861PE	○	2-3-4-5-6-8 mm
	BW 861TX	⊖	T8-T9-T10-T15-T20-T25-T27-T30-T40
	BW 861PQ	○	1-2-3 mm
	BW 882M1	○ 1/4 - ● 1/4	

€ 19,50



009036042

1/4"

## BW 903E/C42

Assortimento di 13 chiavi a bussola esagonali, 18 inserti per avvitatori, 4 chiavi maschio esagonale piegate e 7 accessori, in cassetta di plastica

X  
42

	BW 900	○	4-4,5-5-5,5-6-7-8-9-10-11-12-13-14 mm
	BW 900E/55	⊕	126 mm
	BW 900/25		
	BW 900/20		50 mm
	BW 900/20L		100 mm
	BW 900/42		115 mm
	BW 900/30		150 mm
	BW 96	○	1,3-1,5-2-2,5 mm
	BW 895/1	□ 1/4 - ○ 1/4	
	BW 861LP	●	0,6x4-0,8x5,5-1,2x6,5 mm
	BW 861PH	⊕	PH1-PH2-PH3
	BW 861PZ	⊕	PZ1-PZ2-PZ3
	BW 861PE	○	3-4-5-6 mm
	BW 861TX	⊖	T10-T15-T20-T25-T30

€ 45,00

190x160x60 mm



012566122

4 mm



## BW 1256/C21-1

Microgiravite con 21 inserti intercambiabili da 4 mm e impugnatura

X  
22

	BW 1256LP	●	1,5-2-2,5 mm
	BW 1256PH	⊕	PH0-PH1
	BW 1256PZ	⊕	PZ0-PZ1
	BW 1256PE	○	0,7-0,9-1,3-1,5-2-2,5-3 mm
	BW 1256TX	⊖	T4-T5-T6-T7
	BW 1256RTX	⊕	T8-T10-T15
		4 mm	99 mm

€ 16,50



009136033









3/8"

## BW 913E/C33

Assortimento di 28 chiavi a bussola esagonali e 5 accessori, in cassetta di plastica

€ 65,00

X  
33

	BW 910A	○	6-7-8-9-10-11-12-13-14-15-16-17-18-19-20-21-22-24 mm
	BW 910AL	○	8-9-10-12-13-14-17-19 mm
	BW 956C	○	16 mm (5/8") 21 mm (13/16")
	BW 910E/55	⊗	200 mm
	BW 910/25		
	BW 910/20		75 mm
	BW 910/22		150 mm
	BW 920/15F	□ 1/2" - ■ 3/8"	

285x210x84 mm



1/2"







009236025

## BW 923E/C25

Assortimento di 20 chiavi a bussola esagonali e 5 accessori, in cassetta di plastica

€ 78,00

X  
25

	BW 920A	○	8-9-10-11-12-13-14-15-16-17-18-19-20-21-22-23-24-27-30-32 mm
	BW 920E/55	⊗	264 mm
	BW 920/25		
	BW 920/21		125 mm
	BW 920/22		250 mm
	BW 910/16F	□ 3/8" - ■ 1/2"	

285x210x84 mm







009236017



## BW 923E-FTX/C17

Assortimento di 17 chiavi a bussola per viti con profilo Torx®, in cassetta di plastica

€ 42,00

	BW 920FTX	⊕	E10-E12-E14-E16-E18-E20-E22-E24
	BW 920TX	⊕	T20-T25-T27-T30-T40-T45-T50-T55-T60

285x210x84 mm

X  
17






009236028



## BW 923E-PE/C18

Assortimento di 18 chiavi a bussola per viti con impronta esagonale, in cassetta di plastica

€ 66,00

 55 mm	BW 920PE	⊖	4-5-6-7-8-10-12 14-17-19 mm
 100 mm	BW 920PE-L	⊖	4-5-6-7-8 mm
 140 mm	BW 920PE-XL	⊖	10-12-14 mm

285x210x84 mm

X  
18






009236018



## BW 923E-TX/C18

Assortimento di 18 chiavi a bussola per viti con impronta Torx®, in cassetta di plastica

€ 59,00

 55 mm	BW 920TX	⊕	T20-T25-T27-T30-T40-T45-T50-T55-T60-T70
 100 mm	BW 920TX-L	⊕	T20-T25-T27-T30-T40
 140 mm	BW 920TX-XL	⊕	T45-T50-T55

285x210x84 mm

X  
18



009286017

**3/4"**

## BW 928E/C17

€ 224,00

Assortimento di 12 chiavi a bussola esagonali e 5 accessori, in cassetta di plastica

	BW 928A	○	22-24-27-30-32-34-36 38-41-46-50-55 mm
	BW 928/55	⊕	500 mm
	BW 928/25		
	BW 928/21		100 mm
	BW 928/22		200 mm
	BW 928/42		455 mm

555x370x92 mm

X  
17



009036098

**1/4" 1/2"**

## BW 903E/C98

Assortimento di 45 chiavi a bussola esagonali, 35 inserti per avvitatori, 4 chiavi maschio esagonali piegate e 14 accessori, in cassetta di plastica









€ 132,00

X  
98

























375x295x84 mm

**1/4"**

	BW 900	○	4-4,5-5-5,5-6-7-8-9-10-11-12-13-14 mm
	BW 900L	○	6-7-8-9-10-11-12-13 mm
	BW 900E/55	⊕	126 mm
	BW 900/25		
	BW 900/20		50 mm
	BW 900/20L		100 mm
	BW 900/30		150 mm
	BW 900/42		115 mm

**1/2"**

	BW 920A	○	10-11-12-13-14-15-16-17-18-19-20-21- 22-24-27-30-32 mm
	BW 920AL	○	14-15-17-19-22 mm
	BW 956C	○	16 mm (5/8") - 21 mm (13/16")
	BW 920E/55	⊕	264 mm
	BW 920/25		
	BW 920/21		125 mm
	BW 920/22		250 mm

	BW 910/16F	□ 3/8" - ■ 1/2"
	BW 895/6	□ 1/2" - ◇ 5/16"
	BW 895/1	□ 1/4" - ◇ 1/4"
	BW 892/0	● 1/4" - ■ 1/4"
	BW 861PH	⊕ PH1-PH2
	BW 861PZ	⊕ PZ1-PZ2
	BW 861PE	○ 3-4-5-6 mm
	BW 861LP	● 0,6x4-0,8x5,5-1,2x6,5 mm
	BW 861TX	⊕ T10-T15-T20-T25-T27-T30
	BW 866LP	● 1,6x8-1,6x10-2,0x12 mm
	BW 866PH	⊕ PH3-PH4
	BW 866PZ	⊕ PZ3-PZ4
	BW 866PE	○ 7-8-10-12-14 mm
	BW 866TX	⊕ T40-T45-T50-T55-T60-T70
	BW 96	○ 1,3-1,5-2-2,5 mm

009036170

**1/4" 3/8" 1/2"**

## BW 903E/C170

Assortimento di 74 chiavi a bussola esagonali, 42 inserti per avvitatori, 30 chiavi a bussola a giravite, 7 chiavi maschio esagonali piegate e 17 accessori, in cassetta di plastica

**X  
170**

**€ 222,00**

453x375x90 mm



**1/4"**

	BW 900	○	4-4,5-5-5,5-6-7-8-9-10-11-12-13-14 mm
	BW 900L	○	4-5-6-7-8-9-10 mm
	BW 900E/55	⊕	126 mm
	BW 900/25		
	BW 900/20		50 mm
	BW 900/20L		100 mm
	BW 900/30		150 mm
	BW 900/42		115 mm
	BW 900FTX	⊗	E4-E5-E6-E7-E8
	BW 900LP	●	0,8x4-1,0x5,5-1,2x6,5-1,2x8 mm
	BW 900PH	⊕	PH0-PH1-PH2
	BW 900PZ	⊕	PZ0-PZ1-PZ2
	BW 900ME	○	3-4-5-6 mm
	BW 900TX	⊗	T08-T09-T10-T15-T20-T25-T27-T30
	BW 900RTX	⊗	T08-T09-T10-T15-T20-T25-T27-T30

**3/8"**

	BW 910A	○	10-11-12-13-14-15-16-17-18-19 mm
	BW 910AL	○	10-11-12-13-14-15 mm
	BW 910FTX	⊗	E10-E11-E12-E14-E16
	BW 956E	○	18 mm (11/16")
	BW 910E/55	⊕	200 mm
	BW 910/25		
	BW 910/22		150 mm

**1/2"**

	BW 920A	○	10-11-12-13-14-15-16-17-18-19-20-21-22-24-27-30-32 mm
	BW 920AL	○	16-17-18-19-22 mm
	BW 920FTX	⊗	E18-E20-E24
	BW 956C	○	16 mm (5/8") - 21 mm (13/16")
	BW 920E/55	⊕	264 mm
	BW 920/25		
	BW 920/21		125 mm
	BW 920/22		250 mm
	BW 910/16F	□ 3/8" - ■ 1/2"	

	BW 96	○	0,9-1,5-2-2,5-3-4-5 mm
	BW 895/4	□ 3/8" - ○ 5/16"	
	BW 895/6	□ 1/2" - ○ 5/16"	
	BW 895/1	○ 1/4" - □ 1/4"	
	BW 892/0	● 1/4" - ■ 1/4"	
	BW 861RTX	⊕	T9-T10-T15-T20-T25-T27-T30-T40
	BW 861TX	⊗	T6-T7-T8
	BW 861RIBE	⊗	T7-8-9 mm
	BW 861XZN	○	T5-6-8 mm
	BW 866LP	●	1,6x8-1,6x10-2,0x12 mm
	BW 866PH	⊕	PH3-PH4
	BW 866PZ	⊕	PZ3-PZ4
	BW 866PE	○	T7-8-10-12-14 mm
	BW 866TX	⊗	T40-T45-T50-T55-T60-T70
	BW 866RTX	⊗	T40-T45-T50-T55-T60-T70

020466116



1/2" 1/4"

## BW 2046E/C116

Valigia con assortimento di 116 utensili per manutenzione generale, in plastica

€ 219,00

X  
116

453x375x90 mm



1/4"

	BW 900	○	4-4,5-5-5,5-6-7-8-9-10-11-12-13-14 mm
	BW 900L	○	6-7-8-9-10-11-12-13 mm
	BW 900E/55	⊕	126 mm
	BW 900/25		
	BW 900/20		50 mm
	BW 900/20L		100 mm
	BW 900/30		150 mm
	BW 900/42		115 mm

1/2"

	BW 920A	○	10-11-12-13-14-15-16-17-18-19-20-21-22-24-27-30-32 mm
	BW 920AL	○	14-15-17-19-22 mm
	BW 956C	○	16 mm (5/8") - 21 mm (13/16")
	BW 920E/55	⊕	264 mm
	BW 920/25		
	BW 920/21		125 mm
	BW 920/22		250 mm
	BW 910/16F	□ 3/8" - ■ 1/2"	
	BW 895/6	□ 1/2" - ○ 5/16"	

	BW 895/1	□ 1/4" - ○ 1/4"
	BW 892/0	● 1/4" - ■ 1/4"
	BW 861PH	⊕ 10 PH1-PH2
	BW 861PZ	⊕ 10 PZ1-PZ2
	BW 861PE	○ 10 3-4-5-6 mm
	BW 861LP	● 10 0,6x4-0,8x5,5-1,2x6,5 mm
	BW 861TX	⊕ 10 T10-T15-T20-T25-T27-T30
	BW 866LP	● 10 1,6x8-1,6x10-2,0x12 mm
	BW 866PH	⊕ 10 PH3-PH4
	BW 866PZ	⊕ 10 PZ3-PZ4
	BW 866PE	○ 10 7-8-10-12-14 mm
	BW 866TX	⊕ 10 T40-T45-T50-T55-T60-T70
	BW 42	⊕ 7-8-9-10-11-12-13-14-15-16-17-18-19 mm
	BW 96/SC9	○ 1,5-2-2,5-3-4-5-6-8-10 mm

020476008



1/4" 1/2"

X  
108

## BW 2047E/C108

Valigia con assortimento di 108 utensili per manutenzione generale, in plastica

€ 267,00

555x370x92 mm



1/4"

	BW 900	○	4-4,5-5-5,5-6-7-8-9-10-11-12-13-14 mm
	BW 900E/55	⊕	126 mm
	BW 900/25		
	BW 900/20		50 mm
	BW 900/20L		100 mm
	BW 900/30		150 mm
	BW 900/42		115 mm

### BW 860EA/31

●	⊕	BW 861LP	0,5x3-0,6x4,5-0,8x5,5-1,0x5,5-1,2x6,5-1,6x8 mm
⊕	⊕	BW 861PH	1-2-3
⊕	⊕	BW 861PZ	1-2-3
○	⊕	BW 861PE	2-3-4-5-6-8 mm
⊕	⊕	BW 861TX	T8-T9-T10-T15-T20 T25-T27-T30-T40
○	⊕	BW 861PQ	1-2-3 mm
○	⊕	BW 882M1	○ 1/4 - ● 1/4



1/2"

	BW 920A	○	10-11-12-13-14-15-16-17-18-19-20-21-22-24-27-30-32 mm
	BW 956C	○	16 mm (5/8") - 21 mm (13/16")
	BW 920E/55	⊕	264 mm
	BW 920/25		
	BW 920/21		125 mm
	BW 920/22		250 mm
	BW 910/16F	□ 3/8" - ■ 1/2"	

	BW 895/1	□ 1/4" - ○ 1/4"	
	BW 42	⊕	7-8-9-10-11-12-13-14-15-16-17-18-19 mm
	BW 96/SC9	○	1,5-2-2,5-3-4-5-6-8-10 mm
	BW 1048		250 mm
	BW 1082BM	⊕	160 mm
	BW 1150BM	⊕	180 mm
	BW 1166BM	●	160 mm
	1201E	●	3x75-4x100-5,5x125 6,5x150mm
	1202E	⊕	PH1-PH2
	BW 1370	⊕	300 g

059456301

# BW 5945/2023

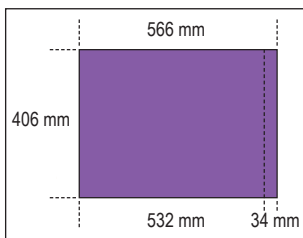
Assortimento di 268 utensili per utilizzo universale, in vassoio morbido in EVA

€ 1.090,00

X  
268



per **C45PRO**



**17**

**BW 96T** ○ 2-2,5-3-4-5-6-7-8 mm  
**BW 34** 150-175 mm  
**BW 1370** 300 g  
**BW 1390** Ø 35 mm  
**BW 1719BMA8/Q** ■ 200 mm  
**BW 1719BMA8/T** ▲ 200 mm  
**BW 1719BMA8/P** ▨ 200 mm  
**BW 1719BMA8/M** ▩ 200 mm  
**BW 1719BMA8/R** ● 200 mm

**36**

**BW 97TTX** ○ T10-T15-T20-T25-T30  
**1038** ● 19+60 mm  
**1036** ● 19+60 mm  
**1034** ○ 19+60 mm  
**1032** ○ 19+60 mm  
**BW 1166BM** ● 160 mm  
**BW 1150BM** = 180 mm  
**BW 1082BM** † 160 mm  
**BW 1052** 240 mm  
**BW 1048** 250 mm

**BW 1256/C21-1**

⦿	BW 1256LP	1,5-2-2,5 mm
⊕	BW 1256PH	PH0-PH1
⊕	BW 1256PZ	PZ0-PZ1
○	BW 1256PE	0,7-0,9-1,3-1,5-2-2,5-3 mm
⊖	BW 1256TX	T4-T5-T6-T7
⊖	BW 1256RTX	T8-T10-T15
4 mm		99 mm

**30**

**BW 96BPC/SC9** ○ 1,5-2-2,5-3-4-5-6-8-10 mm  
**BW 42** ⊕ 6-7-8-9-10-11-12-13-14-15-16-17-18-19-20-21-22-24-27-30-32 mm

**25**

**1202E** ⊕ PH0x60-PH1x80-PH2x100-PH3x150 mm  
**1202EN** ⊕ PH1X30 mm  
**1207E/TX** ⊕ T6-T7-T8-T9-T10-T15-T20-T25-T27-T30-T40-T45  
**1201EN** ● 4x30 mm  
**1201E** ● 2,5x50-3x75-4x100-5,5x125-6,5x150-8x200 mm  
**BW 1253** ● 3x100 mm



**1/4"**

**BW 900** ○ 4-4,5-5-5,5-6-7-8-9-10-11-12-13-14 mm  
**BW 900L** ○ 5-6-7-8-9-10-11-12-13 mm  
**BW 900LP** ● 0,8x4-1,0x5,5-1,2x6,5-1,2x8,0 mm  
**BW 900PH** ⊕ PH1-PH2-PH3  
**BW 900ME** ○ 3-4-5-6-7 mm  
**BW 900TX** ○ T10-T15-T20-T25-T27-T30  
**BW 900/20** 50 mm  
**BW 900/20L** 100 mm  
**BW 900/25** 150 mm  
**BW 900/30** 150 mm  
**BW 895/1** ○ 1/4" - □ 1/4"  
**BW 895/3** ○ 1/4" - □ 3/8"  
**BW 895/6** ○ 5/16" - □ 1/2"  
**BW 900/42** 115 mm  
**BW 900/55** ⊕ 150 mm

**12"**

**BW 895/6** ○ 5/16" - □ 1/2"  
**BW 956C** ○ 16 mm - 20,8 mm  
**BW 920/15F** □ 1/2" - ■ 3/8"  
**BW 910/22** 150 mm  
**BW 910/55** ⊕ 205 mm  
**BW 920/55** ⊕ 260 mm  
**BW 920A** ○ 8-10-11-12-13-14-15-16-17-18-19-20-21-22-23-24-26-27-28-30-32 mm  
**BW 920/25** 125 mm  
**BW 920/21** 125 mm  
**BW 920/22** 255 mm

**BW 861/C61**

⦿	BW 861LP	0,5x3 (2)-0,5x4(2)-0,6x4,5(2)-0,8x5(2)-1,0x5,5(2)-1,0x6(2)-1,6x8(2) mm
⊕	BW 861PH	PH0(2)-PH1(7)-PH2(7)-PH3(2)
⊕	BW 861PZ	PZ0(2)-PZ1(3)-PZ2(3)-PZ3(2)
○	BW 861PE	1,5-2-2,5-3-4-4,5-5-5,5-6-8 mm
⊖	BW 861TX	T9-T10-T15-T20-T25 T27-T30-T40
	BW 882M1	○ 1/4 - ● 1/4

**3/8"**

**BW 895/6** ○ 5/16" - □ 1/2"  
**BW 910A** ○ 6-7-8-9-10-11-12-13-14-15-16-17-18-19-20-21-22 mm  
**BW 910/20** 75 mm  
**BW 910/22** 150 mm  
**BW 910/25** 150 mm  
**BW 910/16F** □ 3/8" - ■ 1/2"

# **Beta** WORKER



Le immagini sono indicative, Beta Utensili si riserva il diritto di apportare aggiornamenti e migliorie alla propria gamma produttiva senza alcun preavviso.



**Beta**  
WURKWERK

**Beta**  
WURKWERK

Beta Utensili S.p.A.  
via Volta, 18 - 20845 Sovico (MB)  
tel +39 039 20771  
[www.beta-tools.com](http://www.beta-tools.com)



8 054809 503073 099606000