



Beta

WORKER

2026



GELDIG TOT 28/02/2027

Prijzen exclusief BTW.

BETA WORKER
is de nieuwe lijn die is ontworpen om tegemoet te komen aan de eisen van professionals en essentiële, functionele oplossingen biedt, gebaseerd op een uitstekende prijs-kwaliteitverhouding.



**BETA'S
NIEUWE
RATEL**



Het assortiment is verder verbeterd en voldoet nu aan steeds hogere kwaliteitsnormen, gebaseerd op de introductie van BETA'S NIEUWE RATEL in het assortiment. Deze ratel, geproduceerd in de Italiaanse fabrieken van Beta, onderscheidt zich door zijn hoge prestaties en nieuwe ontwerp met gebogen handvat en ergonomische handgreep. Deze kenmerken garanderen overall comfort en gebruiksgemak, ook in kleine ruimtes.



Bovendien is het assortiment gevuld gereedschapswagens nog unieker geworden, met de introductie van BETA'S ICONISCHE RINGSTEEKSLEUTEL, ART. 42, om de best mogelijke oplossingen te bieden op het gebied van zowel kwaliteit als prestaties.

**BETA'S
ICONISCHE
RINGSTEEKSLEUTEL**



INDEX

BITSETS




3-4

DOPPENDOZEN



4-9

**GEREEDSCHAPSKOFFERS,
KISTEN EN TROLLEYS**



10-19

**GEVULDE
GEREEDSCHAPSWAGENS**



20-35

ASSORTIMENT C45PRO 2.0



36-39

BW 1256/C21-1

012566122

4 mm



21-delig bitset met magnetische bithouder, in kunststof box.

x22

19,00 €



●		BW 1256LP	1,5-2-2,5 mm
+		BW 1256PH	PH0-PH1
+		BW 1256PZ	PZ0-PZ1
○		BW 1256PE	0,7-0,9-1,3-1,5-2-2,5-3 mm
⊗		BW 1256TX	T4-T5-T6-T7
⊕		BW 1256RTX	T8-T10-T15
4 mm			99 mm

BW 860EA/31

008606992

1/4



30-delig bitset met magnetische bithouder, in kunststof box.

x31

21,50 €



●		BW 861LP	0,5x3-0,6x4,5-0,8x5,5-1,0x5,5-1,2x6,5-1,6x8 mm
+		BW 861PH	1-2-3
+		BW 861PZ	1-2-3
○		BW 861PE	2-3-4-5-6-8 mm
⊗		BW 861TX	T8-T9-T10-T15-T20-T25-T27-T30-T40
○		BW 861PQ	1-2-3 mm
		BW 882M1	○ 1/4 - ● 1/4

BW 861/C61

008616961

1/4



60 magnetisch dopsleutelbits, in kunststof koffer.

x61

33,00 €



●		BW 861LP	0,5x3 (x2)-0,5x4(x2)-0,6x4,5(x2)-0,8x5(x2)-1,0x5,5(x2)-1,0x6(x2)-1,6x8(x2) mm
+		BW 861PH	PH0(x2)-PH1(x7)-PH2(x7)-PH3(x2)
+		BW 861PZ	PZ0(x2)-PZ1(x3)-PZ2(x3)-PZ3(x2)
○		BW 861PE	1,5-2-2,5-3-4-4,5-5-5,5-6-8 mm
⊗		BW 861TX	T9-T10-T15-T20-T25 T27-T30-T40
		BW 882M1	○ 1/4 - ● 1/4

BW 861MIX/C62

008616962

1/4



NEW

60 magnetisch dopsleutelbits en 2 accessoires in kunststof koffer.

x62

32,00 €



●		BW 861LP	25mm LP: 3-4(x2)-4,5-5(x2)-5,5-6(x2)-7mm
+		BW 861PH	25mm PH: PH0(x2)-PH1(x2)-PH2(x2)-PH3(x2)
+		BW 861PZ	25mm PZ: PZ0(x2)-PZ1(x2)-PZ2(x2)-PZ3(x2)
○		BW 861PE	25mm TX: T10(x2)-T15(x2)-T20(x2)-T25(x2)-T27-T30
⊗		BW 861TX	25mm PE: 2-3-4-5-6mm
●		BW 861SQ	25mm SQ: 0-1-2-3
●		BW 862LP	50mm LP: 5-6mm
+		BW 862PH	50mm PH: PH1-PH2
●		BW 862LP/L	75mm LP: 5mm
+		BW 862SP/L	75mm PH: PH1
⊗		BW 862TXL	75mm TX: T10-T15
○		BW 862F	F: 5-6-7-8-3-10-11mm

861/C100

008616998


1/4



98 bits met 2 bithouders, in koffer.

x100

52,00 €



	861LP	3-4-4,5-5,5(x3)-6,5(x2)-8(x2) mm
	861PH	PH0(x2)-PH1(x3)-PH2(x3)-PH3(x2)-PH4
	861PZ	PZ1(x3)-PZ2(x3)-PZ3(x2)-PZ4
	861PE	2-2,5(x2)-3(x2)-4(x2)-5(x2)-6(x2)-8-10 mm
	861TX	T6-T7-T8-T9-T10(x2)-T15-T20(x2)-T25(x2)-T27-T30(x2)-T40(x2)
	861RTX	T6-T7-T8-T10-T15-T20-T25-T27-T30-T40
	861XZN	M5-M6-M8
	861TQS	0-1-2-3-4-5-6-8-10
	861TRW	1-2-3-4-5-6
	861SP	4-6-8-10-12
	861SQ	0-1(x2)-2(x2)-3
		10 - 14 (x2)

BW 2002/B20

020026920

NEW

Gereedschapset met assortiment van 20 gereedschappen

x20

65,00 €



	BW 42		7-8-10-13-17-19 mm
	BW 96/SC9		1,5-2-2,5-3-4-5-6-8-10 mm
	BW 1150BM		180 mm
	1201E		0,8x4x100 mm
	1202E		PH1x80 - PH2x100 mm
	BW 1128BMX		150 mm

BW 903E/C42

009036142

1/4"

Assortiment van 13 zeskant dopsleutels, 18 bits, 4 haakse stiftsleutels en 7 toebehoren in kunststof koffer.

x42



49,50 €

190x160x60 mm









	BW 900		4-4,5-5-5,5-6-7-8-9-10-11-12-13-14 mm
	900E/55		125 mm
	BW 900/25		
	BW 900/20		50 mm
	BW 900/20L		100 mm
	BW 900/42		115 mm
	BW 900/30		150 mm
	BW 96		1,3-1,5-2-2,5 mm
	BW 895/1		□ 1/4 - ○ 1/4
	BW 861LP		10 0,6x4-0,8x5,5-1,2x6,5 mm
	BW 861PH		10 PH1-PH2-PH3
	BW 861PZ		10 PZ1-PZ2-PZ3
	BW 861PE		10 3-4-5-6 mm
	BW 861TX		10 T10-T15-T20-T25-T30

BW 913E/C33

009136133

3/8"

Assortiment van 28 zeskant dopsleutels en 5 toebehoren, in kunststof koffer.

	BW 910A	○	6-7-8-9-10-11-12-13-14-15-16-17-18-19-20-21-22-24 mm
	BW 910AL	○	8-9-10-12-13-14-17-19 mm
	BW 956C	○	16 mm (5/8") 21 mm (13/16")
	910E/55	⊗	204 mm
	BW 910/25		
	BW 910/20		75 mm
	BW 910/22		150 mm
	BW 920/15F	□ 1/2" - ■ 3/8"	

x33



69,00 €

285x210x84 mm

BW 923E/C25

009236125

1/2"

Assortiment van 20 zeskant dopsleutels en 5 toebehoren, in kunststof koffer.

	BW 920A	○	8-9-10-11-12-13-14-15-16-17-18-19-20-21-22-23-24-27-30-32 mm
	920E/55	⊗	267 mm
	BW 920/25		
	BW 920/21		125 mm
	BW 920/22		250 mm
	BW 910/16F	□ 3/8" - ■ 1/2"	

x25



84,00 €

285x210x84 mm

BW 923E-PE/C18




009236028

1/2" 

Assortiment van 18 doppen met inbus profiel in korte, lange en extra lange uitvoering.
Geleverd in kunststof koffer.

74,00 €

x18

 55 mm	BW 920PE	○	4-5-6-7-8-10-12-14-17-19 mm
 100 mm	BW 920PE-L	○	4-5-6-7-8 mm
 140 mm	BW 920PE-XL	○	10-12-14 mm

285x210x84 mm



BW 923E-TX/C18

009236018

1/2" 

Assortiment van 18 doppen met Torx® profiel in korte, lange en extra lange uitvoering.
Geleverd in kunststof koffer.

66,00 €

x18

 55 mm	BW 920TX	⊗	T20-T25-T27-T30-T40-T45-T50-T55-T60-T70
 100 mm	BW 920TX-L	⊗	T20-T25-T27-T30-T40
 140 mm	BW 920TX-XL	⊗	T45-T50-T55

285x210x84 mm



BW 923E-FTX/C17



009236017

1/2"  

Assortiment van 17 Torx® doppen, in- en uitwendig profiel, in kunststof koffer.

47,50 €

x17

	BW 920FTX	⊗	E10-E12-E14-E16-E18-E20-E22-E24
	BW 920TX	⊗	T20-T25-T27-T30-T40-T45-T50-T55-T60

285x210x84 mm



BW 928E/C17

009286017

3/4"

Assortiment van 12 zeskant dopsleutels en 5 toebehoren, in kunststof koffer.

229,00 €



555x370x92 mm

	BW 928A	○	22-24-27-30-32-34-36 38-41-46-50-55 mm
	BW 928/55	⊕	500 mm
	BW 928/25		
	BW 928/21		100 mm
	BW 928/22		200 mm
	BW 928/42		455 mm

BW 903E/C98

009036198

1/4" 1/2"

Assortiment van 45 zeskant dopsleutels, 35 bits, 4 haakse stiftsleutels en 14 toebehoren in kunststof koffer.

139,00 €

x98



375x295x84 mm

1/4"

	BW 900	○	4-4,5-5-5,5-6-7-8-9-10-11-12-13-14 mm
	BW 900L	○	6-7-8-9-10-11-12-13 mm
	900E/55	⊕	125 mm
	BW 900/25		
	BW 900/20		50 mm
	BW 900/20L		100 mm
	BW 900/30		150 mm
	BW 900/42		115 mm

1/2"

	BW 920A	○	10-11-12-13-14-15-16-17-18-19-20-21- 22-24-27-30-32 mm
	BW 920AL	○	14-15-17-19-22 mm
	BW 956C	○	16 mm (5/8") - 21 mm (13/16")
	920E/55	⊕	267 mm
	BW 920/25		
	BW 920/21		125 mm
	BW 920/22		250 mm

	BW 910/16F	□ 3/8" - ■ 1/2"
	BW 895/6	□ 1/2" - ○ 5/16"
	BW 895/1	□ 1/4" - ○ 1/4"
	BW 892/0	● 1/4" - ■ 1/4"
	BW 861PH	⊕ ⊕ PH1-PH2
	BW 861PZ	⊕ ⊕ PZ1-PZ2
	BW 861PE	○ ⊕ 3-4-5-6 mm
	BW 861LP	● ⊕ 0,6x4-0,8x5,5-1,2x6,5 mm
	BW 861TX	⊕ ⊕ T10-T15-T20-T25-T27-T30
	BW 866LP	● ⊕ 1,6x8-1,6x10-2,0x12 mm
	BW 866PH	⊕ ⊕ PH3-PH4
	BW 866PZ	⊕ ⊕ PZ3-PZ4
	BW 866PE	○ ⊕ 7-8-10-12-14 mm
	BW 866TX	⊕ ⊕ T40-T45-T50-T55-T60-T70
	BW 96	○ 1,3-1,5-2-2,5 mm

BW 903E/C170

009036070

1/4" 3/8" 1/2"

Assortiment van 74 zeskant dopsleutels, 42 bits, 30 schroevendraaiersdopsleutels, 7 haakse stiftsleutels en 17 toebehoren in kunststof koffer.

x170

239,00 €



1/4"

453x375x90 mm

	BW 900	○	4-4,5-5-5,5-6-7-8-9-10-11-12-13-14 mm
	BW 900L	○	4-5-6-7-8-9-10 mm
	900E/55	⊕	125 mm
	BW 900/25		
	BW 900/20		50 mm
	BW 900/20L		100 mm
	BW 900/30		150 mm
	BW 900/42		115 mm
	BW 900FTX	⊗	E4-E5-E6-E7-E8
	BW 900LP	●	0,8x4-1,0x5,5-1,2x6,5-1,2x8 mm
	BW 900PH	⊕	PH0-PH1-PH2
	BW 900PZ	⊕	PZ0-PZ1-PZ2
	BW 900ME	○	3-4-5-6 mm
	BW 900TX	⊗	T08-T09-T10-T15-T20-T25-T27-T30
	BW 900RTX	⊗	T08-T09-T10-T15-T20-T25-T27-T30

3/8"

	BW 910A	○	10-11-12-13-14-15-16-17-18-19 mm
	BW 910AL	○	10-11-12-13-14-15 mm
	BW 910FTX	⊗	E10-E11-E12-E14-E16
	BW 956E	○	18 mm (11/16")
	910E/55	⊕	204 mm
	BW 910/25		
	BW 910/22		150 mm

1/2"

	BW 920A	○	10-11-12-13-14-15-16-17-18-19-20-21-22-24-27-30-32 mm
	BW 920AL	○	16-17-18-19-22 mm
	BW 920FTX	⊗	E18-E20-E24
	BW 956C	○	16 mm (5/8") - 21 mm (13/16")
	920E/55	⊕	267 mm
	BW 920/25		
	BW 920/21		125 mm
	BW 920/22		250 mm
	BW 910/16F	□ 3/8" - ■ 1/2"	

	BW 96	○	0,9-1,5-2-2,5-3-4-5 mm
	BW 895/4	□ 3/8" - ○ 5/16"	
	BW 895/6	□ 1/2" - ○ 5/16"	
	BW 895/1	○ 1/4" - □ 1/4"	
	BW 892/0	● 1/4" - ■ 1/4"	
	BW 861RTX	⊗	T9-T10-T15-T20-T25-T27-T30-T40
	BW 861TX	⊗	T6-T7-T8
	BW 861RIBE	⊗	T7-8-9 mm
	BW 861XZN	○	T5-6-8 mm
	BW 866LP	●	1,6x8-1,6x10-2,0x12 mm
	BW 866PH	⊕	PH3-PH4
	BW 866PZ	⊕	PZ3-PZ4
	BW 866PE	○	T7-8-10-12-14 mm
	BW 866TX	⊗	T40-T45-T50-T55-T60-T70
	BW 866RTX	⊗	T40-T45-T50-T55-T60-T70

BW 2046E/C116



020466316

1/2" 1/4"

116-delig assortiment gereedschappen voor algemeen onderhoud, in kunststof koffer.

x116

229,00 €



453x375x90 mm

1/4"

	BW 900	○	4-4,5-5-5,5-6-7-8-9-10-11-12-13-14 mm
	BW 900L	○	6-7-8-9-10-11-12-13 mm
	900E/55	⊕	125 mm
	BW 900/25		
	BW 900/20		50 mm
	BW 900/20L		100 mm
	BW 900/30		150 mm
	BW 900/42		115 mm

1/2"

	BW 920A	○	10-11-12-13-14-15-16-17-18-19-20-21-22-24-27-30-32 mm
	BW 920AL	○	14-15-17-19-22 mm
	BW 956C	○	16 mm (5/8") - 21 mm (13/16")
	920E/55	⊕	267 mm
	BW 920/25		
	BW 920/21		125 mm
	BW 920/22		250 mm
	BW 910/16F	□ 3/8" - ■ 1/2"	
	BW 895/6	□ 1/2" - ○ 5/16"	

	BW 895/1	□ 1/4" - ○ 1/4"
	BW 892/0	● 1/4" - ■ 1/4"
	BW 861PH	⊕ 10 PH1-PH2
	BW 861PZ	⊕ 10 PZ1-PZ2
	BW 861PE	○ 10 3-4-5-6 mm
	BW 861LP	● 10 0,6x4-0,8x5,5-1,2x6,5 mm
	BW 861TX	⊕ 10 T10-T15-T20-T25-T27-T30
	BW 866LP	● 10 1,6x8-1,6x10-2,0x12 mm
	BW 866PH	⊕ 10 PH3-PH4
	BW 866PZ	⊕ 10 PZ3- PZ4
	BW 866PE	○ 10 7-8-10-12-14 mm
	BW 866TX	⊕ 10 T40-T45-T50-T55-T60-T70
	BW 42	⊕ 7-8-9-10-11-12-13-14-15-16-17-18-19 mm
	BW 96/SC9	○ 1,5-2-2,5-3-4-5-6-8-10 mm

BW 2047E/C108



020476308

1/4" 1/2"

108-delig assortiment gereedschappen voor algemeen onderhoud, in kunststof koffer.

x108

285,00 €



555x370x92 mm

1/4"

	BW 900	○	4-4,5-5-5,5-6-7-8-9-10-11-12-13-14 mm
	900E/55	⊕	125 mm
	BW 900/25		
	BW 900/20		50 mm
	BW 900/20L		100 mm
	BW 900/30		150 mm
	BW 900/42		115 mm

BW 860EA/31

1/4"

●	⊕	BW 861LP	0,5x3-0,6x4,5-0,8x5,5-1,0x5,5-1,2x6,5-1,6x8 mm
⊕	⊕	BW 861PH	1-2-3
⊕	⊕	BW 861PZ	1-2-3
○	⊕	BW 861PE	2-3-4-5-6-8 mm
⊕	⊕	BW 861TX	T8-T9-T10-T15-T20 T25-T27-T30-T40
○	⊕	BW 861PQ	1-2-3 mm
○	⊕	BW 882M1	○ 1/4 - ● 1/4



1/2"

	BW 920A	○	10-11-12-13-14-15-16-17-18-19-20-21-22-24-27-30-32 mm
	BW 956C	○	16 mm (5/8") - 21 mm (13/16")
	920E/55	⊕	267 mm
	BW 920/25		
	BW 920/21		125 mm
	BW 920/22		250 mm
	BW 910/16F	□ 3/8" - ■ 1/2"	

	BW 895/1		□ 1/4" - ○ 1/4"
	BW 42	⊕	7-8-9-10-11-12-13-14-15-16-17-18-19 mm
	BW 96/SC9	○	1,5-2-2,5-3-4-5-6-8-10 mm
	BW 1048		250 mm
	BW 1082BM	⚡	160 mm
	BW 1150BM	≡	180 mm
	BW 1166BM	●	160 mm
	1201E	●	3x75-4x100-5,5x125 6,5x150mm
	1202E	⊕	PH1-PH2
	BW 1370	⚡	300 g

BW 2052LE-82

020526001

1/4"

NEW

Gereedschapskoffer met 82-delig assortiment gereedschappen voor algemeen onderhoud.

• Geïntegreerde foam inlay.

x82

189,00 €



400x300x140 mm

	BW 42		8-9-10-11-12-13-14-15-17-19 mm
	BW 96BPC/SC9		1,5-2-2,5-3-4-5-6-8-10 mm
	BW 1048		250 mm
	BW 1150BM		180 mm
	BW 1082BM		160 mm
	1201E		3x75-5,5x150-6,5x150 mm
	1202E		PH0-PH1-PH2 mm
	BW 1128BMX		150 mm
	BW 1370		300 g
	BW 1692/3		3 m
	1770A		9 mm
	BW 1770RL		10x

1/4"

	BW 900		8-10-11-12-13-14 mm
	BW 900/20L		100 mm
	BW 900/30		150 mm
	900E/55		126 mm

BW 860EA/31

1/4"

		BW 861LP	0,5x3-0,6x4,5-0,8x5,5-1,0x5,5-1,2x6,5-1,6x8 mm
		BW 861PH	1-2-3
		BW 861PZ	1-2-3
		BW 861PE	2-3-4-5-6-8 mm
		BW 861TX	T8-T9-T10-T15-T20 T25-T27-T30-T40
		BW 861PQ	1-2-3 mm
		BW 882M1	○ 1/4 - ● 1/4



BW 2054E-100

020546011

14"

Gereedschapskoffer met 100-delig assortiment gereedschappen voor algemeen onderhoud.

- Geïntegreerde foam inlay.

269,00 €

x100



400x300x140 mm



	BW 42	6-7-8-9-10-11-12-13-14-15-16-17-19 mm
	BW 96BPC/SC9	1,5-2-2,5-3-4-5-6-8-10 mm
	BW 1048	250 mm
	BW 1082BM	160 mm
	BW 1150BM	180 mm
	BW 1166BM	160 mm
	1201E	3x75-5,5x100-6,5x150 mm
	1202E	PH0x60-PH1x80-PH2x100 mm
	BW 1253	3,5x100 mm
	BW 1370	300 g
	BW 1692/3	3 m
	1770A	9 mm
	BW 1770RL	10x
	BW 1778SCL	170 mm
	BW 1725CR	150 mm

BW 860EA/31 14"

	BW 861LP	0,5x3-0,6x4,5-0,8x5,5-1,0x5,5-1,2x6,5-1,6x8 mm
	BW 861PH	1-2-3
	BW 861PZ	1-2-3
	BW 861PE	2-3-4-5-6-8 mm
	BW 861TX	T8-T9-T10-T15-T20-T25-T27-T30-T40
	BW 861PQ	1-2-3 mm
	BW 882M1	1/4 - 1/4



14"

	BW 882P/80	1/4 - 1/4
	BW 895/1	1/4 - 1/4
	BW 900	4-4,5-5-5,5-6-7-8-9-10-11-12-13-14 mm
	BW 900/20	50 mm
	BW 900/20L	100 mm
	BW 900/25	
	BW 900/30	150 mm
	BW 900/42	115 mm
	900E/55	125 mm

BW 2054E-128

020546012

1/4" 3/8"

x128

Gereedschapskoffer met 128-delig assortiment gereedschappen voor algemeen onderhoud.

- Geïntegreerde foam inlay.

315,00 €



BW 860EA/31

1/4"

●	BW 861LP	0,5x3-0,6x4,5-0,8x5,5-1,0x5,5-1,2x6,5-1,6x8 mm
⊕	BW 861PH	1-2-3
⊕	BW 861PZ	1-2-3
○	BW 861PE	2-3-4-5-6-8 mm
⊗	BW 861TX	T8-T9-T10-T15-T20 T25-T27-T30-T40
○	BW 861PQ	1-2-3 mm
○	BW 882M1	○ 1/4 - ● 1/4



BW 1256/C21-1

4 mm

●	BW 1256LP	1,5-2-2,5 mm
⊕	BW 1256PH	PH0-PH1
⊕	BW 1256PZ	PZ0-PZ1
○	BW 1256PE	0,7-0,9-1,3-1,5-2-2,5-3 mm
⊗	BW 1256TX	T4-T5-T6-T7
⊗	BW 1256RTX	T8-T10-T15
4 mm		99 mm



400x300x140 mm

	BW 42	7-8-9-10-11-12-13-14-15-16-17-19 mm
	BW 96BPC/SC9	1,5-2-2,5-3-4-5-6-8-10 mm
	BW 1048	250 mm
	BW 1082BM	160 mm
	BW 1150BM	180 mm
	BW 1166BM	160 mm
	1201E	3x75-5,5x100-6,5x150 mm
	1202E	PH0x60-PH1x80-PH2x100 mm
	BW 1128BMX	150 mm
	BW 1370	300 g
	BW 1692/3	3 m
	1771	18 mm
	BW 1771RL	10x
	BW 1833S	105 mm batterijen: 1xAA (niet inbegrepen)

1/4"

	BW 895/1	○ 1/4 - □ 1/4
	BW 900	○ 4-4,5-5-5,5-6-7-8-9-10-11-12-13 mm
	BW 900/20L	100 mm
	BW 900/25	
	BW 900/30	150 mm
	BW 900/42	115 mm
	900E/55	⊗ 125 mm

3/8"

	BW 910A	○ 14-15-17-18-19-22-24 mm
	BW 910/22	150 mm
	BW 910/25	
	910E/55	⊗ 204 mm
	BW 920/15F	□ 1/2" - ■ 3/8"

BW 2054EL-106

020546380

1/4"

NEW

Gereedschapskoffer met 106-delig assortiment gereedschappen voor ELEKTRISCH EN ELEKTRONICA ONDERHOUD

- Geïntegreerde foam inlay.

x106

279,00 €



400x300x140 mm

BW 860EA/31

1/4"

⦿	BW 861LP	0,5x3-0,6x4,5-0,8x5,5-1,0x5,5-1,2x6,5-1,6x8 mm
⊕	BW 861PH	1-2-3
⊕	BW 861PZ	1-2-3
○	BW 861PE	2-3-4-5-6-8 mm
⊕	BW 861TX	T8-T9-T10-T15-T20 T25-T27-T30-T40
○	BW 861PQ	1-2-3 mm
⊕	BW 882M1	○ 1/4 - ● 1/4



	BW 96/SC9	○	1,5-2-2,5-3-4-5-6-8-10 mm	
	BW 1253	●	3,5x100 mm	
	BW 1777BMT			
	BW 1772RL/2		10x	
	1128FXS		145 mm	
	1150MQ	=	180 mm	
	1272MQF	⊕	PH1X80-PH2x100 mm	
	1274MQF	●	0,6x3,5x100-1,0x4,5x100-1,0x5,5x125-1,2x6,5x150 mm	
	BW 111		200 mm	
	BW 1692/3		3 m	
	1695XS		50 mm	

BW 1256/C21-1

4 mm

⦿	BW 1256LP	1,5-2-2,5 mm
⊕	BW 1256PH	PH0-PH1
⊕	BW 1256PZ	PZ0-PZ1
○	BW 1256PE	0,7-0,9-1,3-1,5-2-2,5-3 mm
○	BW 1256TX	T4-T5-T6-T7
⊕	BW 1256RTX	T8-T10-T15
4 mm		99 mm



1/4"

	BW 895/1	○ 1/4 - □ 1/4
	BW 900	○ 4-4,5-5-5,5-6-7-8-9-10-11-12-13-14 mm
	BW 900/20	50 mm
	BW 900/20L	100 mm
	BW 900/25	
	BW 900/30	150 mm
	BW 900/42	115 mm
	900E/55	⊕ 125 mm
	BW 882P/80	80 mm

BW 2056E

020566000

1/4" 1/2"

Gereedschapskoffer met 163-delig assortiment gereedschappen voor algemeen onderhoud.

- Uitneembaar gereedschapspaneel.
- Geïntegreerde foam inlay.

399,00 €



465x330x170 mm

BW 2056T/E

020566120

1/4" 1/2"

Verrijdbare gereedschapskoffer met 163-delig assortiment gereedschappen voor algemeen onderhoud.

- Verstelbare telescopische handgreep.
- Uitneembaar gereedschapspaneel.
- Geïntegreerde foam inlay.

449,00 €

465x330x225 mm



+ 163 GEREEDSCHAPPEN

	BW 42	8-9-10-11-12-13-14-15-16-17-18-19 mm		1202E	PH1x80-PH2x100 mm
	BW 96BPC/SC9	1,5-2-2,5-3-4-5-6-8-10 mm		1209E/PZ	PZ1x80-PZ2x100 mm
	BW 111	250 mm		BW 1128BMX	150 mm
	BW 1048	250 mm		BW 1253	3,5x100 mm
	BW 1082BM	160 mm		BW 1370	300 g
	BW 1150BM	180 mm		BW 1692/5	5 m
	BW 1166BM	160 mm		BW 1725CR	150 mm
	1201E	2,5x50-3x75-4x125-5,5x150-6,5x150-8x150 mm		1771	18 mm

1/4"

	BW 895/1	1/4 - 1/4
	BW 900	4-4,5-5-5,5-6-7-8-9-10-11-12-13-14 mm
	BW 900/20	50 mm
	BW 900/20L	100 mm
	BW 900/25	
	BW 900/30	150 mm
	BW 900/42	115 mm
	900E/55	125 mm

1/2"

	BW 920A	10-11-12-13-14-15-16-17-18-19-21-22-24 mm
	BW 920/21	125 mm
	BW 920/22	250 mm
	BW 910/16F	3/8" - 1/2"
	BW 920/25	
	920E/55	267 mm

BW 861/C61

1/4"

	BW 861LP	0,5x3 (x2)-0,5x4(x2)-0,6x4,5(x2)-0,8x5(x2)-1,0x5,5(x2)-1,0x6(x2)-1,6x8(x2) mm
	BW 861PH	PH0(x2)-PH1(x7)-PH2(x7)-PH3(x2)
	BW 861PZ	PZ0(x2)-PZ1(x3)-PZ2(x3)-PZ3(x2)
	BW 861PE	1,5-2-2,5-3-4-4,5-5-5,5-6-8 mm
	BW 861TX	T9-T10-T15-T20-T25 T27-T30-T40
	BW 882M1	1/4 - 1/4



BW 1256/C21-1

4 mm

	BW 1256LP	1,5-2-2,5 mm
	BW 1256PH	PH0-PH1
	BW 1256PZ	PZ0-PZ1
	BW 1256PE	0,7-0,9-1,3-1,5-2-2,5-3 mm
	BW 1256TX	T4-T5-T6-T7
	BW 1256RTX	T8-T10-T15
	4 mm	99 mm



BW 2056E 12V/19P

020566032

1/4"

x147

Koffer met 146-delig assortiment en 12V schroefmachine

- Uitneembaar gereedschapspaneel.
- Geïntegreerde foam inlay.



449,00 €

	BW 42		8-9-10-11-12-13-14-15-16-17-18-19 mm
	BW 96BPC/SC9		1,5-2-2,5-3-4-5-6-8-10 mm
	BW 111		250 mm
	BW 1048		250 mm
	BW 1082BM		160 mm
	BW 1150BM		180 mm
	BW 1166BM		160 mm
	1201E		2,5x50-3x75-4x125-5,5x150-6,5x150-8x150 mm
	1202E		PH1x80-PH2x100 mm
	1209E/PZ		PZ1x80-PZ2x100 mm
	BW 1128BMX		150 mm
	BW 1253		3,5x100 mm
	BW 1370		300 g
	BW 1692/5		5 m
	BW 1725CR		150 mm
	1771		18 mm
	BW 1696		300 mm

	1972/12V-10		
	1994BL 12V-2AH		
	1994CB 12V		
	410/SEL19		Ø 1-10x0,5 mm

1/4"

	BW 895/1		1/4 - 1/4
	BW 900		4-4,5-5-5,5-6-7-8-9-10-11-12-13-14 mm
	BW 900/20		50 mm
	BW 900/20L		100 mm
	BW 900/25		
	BW 900/30		150 mm
	BW 900/42		115 mm
	900E/55		125 mm

BW 861/C61

1/4"

	BW 861LP	0,5x3 (x2)-0,5x4(x2)-0,6x4,5(x2)-0,8x5(x2)-1,0x5,5(x2)-1,0x6(x2)-1,6x8(x2) mm
	BW 861PH	PH0(x2)-PH1(x7)-PH2(x7)-PH3(x2)
	BW 861PZ	PZ0(x2)-PZ1(x3)-PZ2(x3)-PZ3(x2)
	BW 861PE	1,5-2-2,5-3-4-4,5-5-5,5-6-8 mm
	BW 861TX	T9-T10-T15-T20-T25 T27-T30-T40
	BW 882M1	1/4 - 1/4



BW 2120L-E/T91

021206921

1/2"

Plaatstalen gereedschapskist met 91-delig assortiment gereedschappen voor algemeen onderhoud.

x91

349,00 €



550x200x210 mm

1/2"



BW 920A	○	10-11-12-13-14-15-16-17-18-19-20-21-22-23-24-27-30-32 mm	20
920E/55	⊗	267 mm	
920/25			



BW 920/21	○	125 mm	5
BW 920/22		250 mm	
BW 910/16F	□ 3/8" - ■ 1/2"		
BW 1048		250 mm	
1771		18 mm	



BW 42	⊕	8-9-10-11-12-13-14-15-16-17-19 mm	20
BW 96/SC9	○	1,5-2-2,5-3-4-5-6-8-10 mm	



1201E	●	2,5x50-3x75-4x100-5,5x125-6,5x150 mm	6
1201EN	●	4x30 mm	



BW 860EA/31	⊕ ⊖ ⊕ ⊖ ⊕ ⊖ ⊕		37
BW 895/1	○ 1/4 - □ 1/4		
BW 900/30		150 mm	
1202E	⊕	PH0x60-PH1x80-PH2x100 mm	
1202EN	⊕	PH1x30 mm	



BW 1082BM	⌢	160 mm	3
BW 1150BM	≡	180 mm	
BW 1166BM	●	160 mm	

BW G22E

022006130

135,00 €

Draagbare gereedschapskist voorzien van 3 laden.

Belangrijkste kenmerken:

- 3 laden (435x210x50 mm) met kogellagergeleiding.
- Boven compartiment (505x256x60 mm).
- Centraal veiligheidsslot aan voorzijde.
- Handvatten zowel aan de bovenzijde als aan de zijkant van de koffer.

n°	h	↓ max
3	50 mm	5 kg

510x268x350 mm



BW 2200E/N

022006211

1/4" 1/2"

Draagbare gereedschapskist voorzien van 3 laden en 159-delig assortiment gereedschappen.

x159

435,00 €



510x268x350 mm

	BW 1048	250 mm
	BW 1128BMX	150 mm
	BW 1370	300 g
	BW 1692	5 m

18

BW 96BPC/SC9	○ 1,5-2-2,5-3-4-5-6-8-10 mm	1202E	⊕ PH1X80- PH2X100
1201E	● 2,5x50-3x75-4x100-5,5x125 mm	1202EN	⊕ PH1X30 mm
1201EN	● 4X30	BW 1253	● 3,5x100 mm

22

BW 42	⊕ 8-10-11-12-13-14-15-17-19 mm	BW 1150BM	≡ 180 mm
BW 1082BM	⊕ 160 mm	1770A	9 mm
		BW 1770RL	10x

115

BW 861/C61	⊕ ○ ⊕ ⊕ ⊕ ⊕ ⊕ ⊕	BW 900	⊕ ○ 4-4,5-5-5,5-6-7-8-9-10-11-12-13-14 mm
BW 1256/C21-1	○ 4 mm	BW 900/20	⊕ 50 mm
900E/55	⊕ 125 mm	BW 900/20L	⊕ 100 mm
920E/55	⊕ 267 mm	BW 920/25	⊕
BW 900/25	⊕	BW 920/22	⊕ 250 mm
BW 900/42	⊕ 115 mm	BW 910/16F	□ 3/8" - ■ 1/2"
BW 895/1	⊕ ⊕	BW 920A	⊕ ○ 13-14-15-16-17-18-19-21-22 mm

BW 4300E

043006301

NEW

589,00 €

Gereedschapstrolley bestaande uit 3 compartimenten met 251-delig assortiment gereedschappen voor algemeen onderhoud.



	BW 42		7-8-9-10-11-12-13-14-15-16-17-18-19-22 mm
	BW 96BPC/SC9		1,5-2-2,5-3-4-5-6-8-10 mm
	BW 111		200 mm
	BW 1048		250 mm
	BW 1052		240 mm
	BW 1082BM		160 mm
	BW 1150BM		180 mm
	BW 1166BM		160 mm
	1201E		2,5x50-3x75-4x100-5,5x150-6,5x150 mm
	1201EN		4x30 mm
	1202E		PH0x60-PH1x80-PH2x100 mm
	1202EN		PH1x30 mm
	BW 1128BMX		150 mm

	BW 1253		3,5x100 mm
	BW 1370		300 g
	BW 1390		Ø 35 mm
	BW 1692		3 m
	BW 1696		300 mm
	1771		18 mm
	BW 1771RL		10x
	BW 1725CR		150 mm
	BW 1098		220 mm
	BW 1719BMA...P		200 mm
	BW 1719BMA...M		200 mm
	BW 1719BMA...R		200 mm
	BW 1833S		105 mm batterijen: 1xAA (niet inbegrepen)

BW 903E/C42

1/4"



4

861/C100

1/4"



4

BW 923E/C25

1/2"



5

BW 1256/C21-1

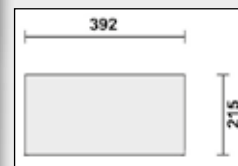
4 mm



3



x251



BW C43

043006003

Trolley, drie compartimenten.

- Telescopische handgreep, verstelbaar in 4 posities.



185,00 €

TROLLEY MET 3 COMPARTIMENTEN

BW 5000S/3M



Service wagen met 3 laden met 189-delig assortiment gereedschappen

- Belangrijkste kenmerken:
- Thermoplastisch werkblad.
 - 3 laden (588x367 mm) met kogellagergeleiding, 70 mm hoog.
 - Ladenbodems beschermd door zacht rubber matten.
 - Centraal veiligheidsslot.
 - Voorzien van een handig schroevendraaier opbergrek aan de zijkant.
 - Twee geïntegreerde spuitbushouders.
 - Onderste plateau beschermd tegen olie en koolwaterstoffen d.m.v. rubber mat.
 - Vier wielen, Ø 125 mm: 2 vaste en 2 zwenkwielen (een met rem).
 - Statische laad capaciteit: 400 kg.
 - Capaciteit voor elke lade: 15 kg, verdeeld over het gehele vlak.

400 kg



x189

899,00 €



050006341



050006342



050006343



31

- 42 6-7-8-9-10-11-12-13-14-15-16-17-18-19-20-21-22-23-24 mm
 1201E 2,5x50-3x75-4x100-5,5x125-6,5x150-8x200 mm
 1202E PH0x60-PH1x80-PH2x100-PH3x150 mm
 1201EN 4x30 mm
 1202EN PH1x30 mm



145

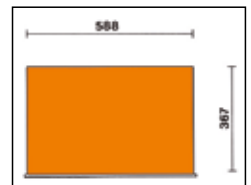
- 1/4" BW 900 4-4, 5-5, 5,5-6, 6-7, 7-8, 8-9, 10-11, 12-13, 14 mm
 BW 900ME 3-4, 5-6, 7-8 mm
 BW 900TX T06-T07-T08-T09-T10-T15-T20-T25
 BW 900/20 50 mm
 BW 900/20L 100 mm
 BW 900/25 50 mm
 BW 900/30 150 mm
 BW 900/42 115 mm
 900E/55 125 mm
 BW 895/1 1/4" - 1/4"

- BW 96BPC/SC9 1,5-2-2,5-3-4-5-6-8-10 mm
 BW 111 250 mm

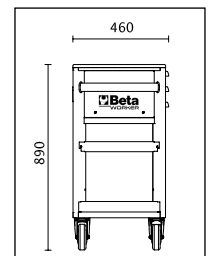
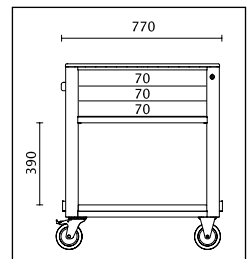
- 1/2" BW 920A 8-9-10-11-12-13-14-15-16-17-18-19-20-21-22-23-24-27-30-32 mm
 BW 920PE 5-6-7-8-9-10-12-14 mm
 BW 920TX T27-T30-T40-T45-T50-T55-T60
 BW 920/21 125 mm
 BW 920/22 250 mm
 BW 910/16F 3/8" - 1/2"
 BW 920/25 1/4" - 1/4"
 920E/55 267 mm

BW 861/C61

●	BW 861LP	0,5x3 (x2)-0,5x4(x2)-0,6x4,5(x2)-0,8x5(x2)-1,0x5,5(x2)-1,0x6(x2)-1,6x8(x2) mm
⊕	BW 861PH	PH0(x2)-PH1(x7)-PH2(x7)-PH3(x2)
⊕	BW 861PZ	PZ0(x2)-PZ1(x3)-PZ2(x3)-PZ3(x2)
○	BW 861PE	1,5-2-2,5-3-4-4,5-5-5,5-6-8 mm
⊕	BW 861TX	T9-T10-T15-T20-T25 T27-T30-T40
⊕	BW 882M1	1/4" - 1/4"



n°	h	max
3	70 mm	15 kg



13

- | | | |
|----------------|------------------|---------------|
| BW 32 Ø 4 mm | BW 1082BM 160 mm | 1032 Ø 180 mm |
| BW 34 150 mm | BW 1150BM 180 mm | 1034 Ø 170 mm |
| BW 36 150 mm | BW 1166BM 200 mm | 1036 Ø 175 mm |
| BW 1048 250 mm | BW 1370 500 g | 1038 Ø 175 mm |
| | BW 1390 Ø 35 mm | |

150 kg

BW C04BOX-A VU

024006301

Gereedschapswagen met 6 laden en 196-delig assortiment gereedschappen

x196

- ABS werkblad met 6 vakken voor onderdelen
- 6 laden 570x410 mm met kogellagergeleiding
- Ladenbodems beschermd door rubber matten
- Vier wielen Ø 125 mm: 2 vaste en 2 zwenkwielen (een met rem)
- Centraal veiligheidsslot voorzijde.
- Statisch laad capaciteit : 150 kg.

BESTE PRIJS

769,00 €



Vier wielen Ø 125 mm: 2 vaste en 2 zwenkwielen



ABS werkblad met 6 vakken voor onderdelen



- BW 42** 6-7-8-9-10-11-12-13-14-15-16-17-19-21-22-24 mm
BW 96BPC/SC9 1,5-2-2,5-3-4-5-6-8-10 mm
BW 1719BMA8/P 1200 mm
BW 1719BMA8/M 1200 mm
BW 1719BMA8/R 200 mm
- BW 1128BMX 1201E** 150 mm
 3,5x100-5,5x150-6,5x150 mm
1201EN 4x30 mm
1202E PH1x80-PH2x100 mm
1202EN PH1x30



- 14"** **BW 900** 4-4,5-5-5,5-6-7-8-9-10-11-12-13-14 mm
BW 900L 6-7-8-9-10-11-12-13 mm
BW 895/1 1/4 - 1/4
BW 900/20 50 mm
BW 900/20L 100 mm
BW 900/25 150 mm
BW 900/30 115 mm
BW 900/42 115 mm
900E/55 125 mm

BW 861/C61

- BW 861LP** 0,5x3(x2)-0,5x4(x2)-0,6x4,5(x2)-0,8x5(x2)-1,0x5,5(x2)-1,0x6(x2)-1,6x8(x2) mm
BW 861PH PH0(x2)-PH1(x7)-PH2(x7)-PH3(x2)
BW 861PZ P20(x2)-P21(x3)-P22(x3)-P23(x2)
BW 861PE 1,5-2-2,5-3-4-4,5-5-5,5-6-8 mm
BW 861TX T9-T10-T15-T20-T25 T27-T30-T40
BW 882M1 1/4 - 1/4

- 12"** **BW 920A** 12-13-14-15-16-17-18-19-20-21-22-24-27-30-32 mm
BW 920AL 14-15-17-19 mm
BW 920/21 125 mm
BW 920/22 250 mm
BW 910/16F 3/8" - 1/2"
BW 920/25 267 mm
920E/55 16-20,8 mm
BW 956C

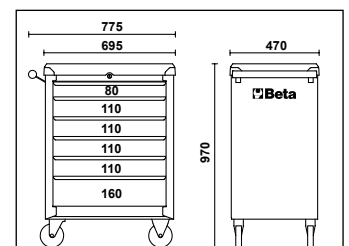
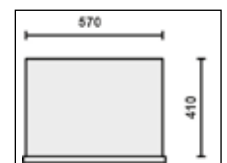
BW 1256/C21-1

- BW 1256LP** 1,5-2-2,5 mm
BW 1256PH PH0-PH1
BW 1256PZ P20-P21
BW 1256PE 0,7-0,9-1,3-1,5-2-2,5-3 mm
BW 1256TX T4-T5-T6-T7
BW 1256RTX T8-T10-T15
4 mm 99 mm



- BW 31 1771** Ø 2-3-4-5-6 mm
 18 mm
BW 1048 250 mm
BW 1082BM 160 mm
BW 1150BM 180 mm
- BW 1166BM** 160 mm
BW 1692/3 3 m
BW 1370 300 g
BW 1390 Ø 35 mm
BW 1771RL 18 mm

n°	h	max
1	80 mm	20 kg
4	110 mm	20 kg
1	160 mm	25 kg



BW 2400S 7/E-S

NEW

x240

Gereedschapswagen met 7 laden en 240-delig assortiment gereedschappen

Belangrijkste kenmerken:

- 7 laden (588x367 mm) met kogellagergeleiding:
 - 5 laden 70 mm hoog.
 - 1 lade 140 mm hoog.
 - 1 lade 210 mm hoog.
- Ladenbodems beschermd door rubber matten.
- Statische belasting: 800 kg.
- Geïntegreerde spuitbushouder.

800 kg



1.199,00 €



024006321



024006322




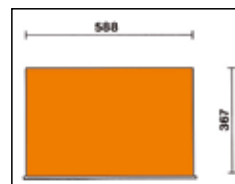
024006323



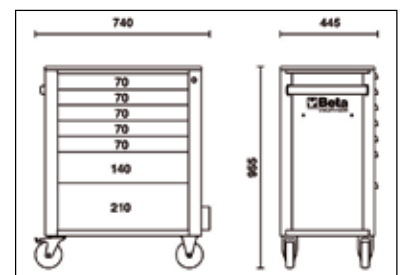
Centraal veiligheidsslot aan voorzijde.



Wielen met metalen kern voor extra stevigheid



n°	h	↓ max
5	70 mm	25 kg
1	140 mm	30 kg
1	210 mm	30 kg





36

- 42 6-7-8-9-10-11-12-13-14-15-16-17-18-19-20-21-22-23-24 mm
- BW 55 6x7-8x9-10x11-12x13-14x15-16x17-18x19-20x22 mm
- BW 90 6x7-8x9-10x11-12x13-14x15-16x17-18x19-20x22 mm
- BW 111 250 mm



32

- BW 96BPC/SC9 1,5-2-2,5-3-4-5-6-8-10 mm
- 1201E 2,5x50-3x75-4x100-5,5x125-6,5x150-8x200 mm
- 1201EN 4x30 mm
- 1202E PH0x60-PH1x80-PH2x100-PH3x150 mm
- 1202EN PH1x30 mm
- 1207E/TX T6-T7-T8-T9-T10-T15-T20-T25-T27-T30-T40



159

14"

- BW 900 4-4,5-5-5,5-6-7-8-9-10-11-12-13-14 mm
- BW 900L 4-4,5-5-5,5-6-7-8-9-10-11-12-13-14 mm
- BW 900ME 3-4-5-6-7-8 mm
- BW 900TX T6-T7-T8-T9-T10-T15-T20-T25
- BW 895/1 1/4 - 1/4
- BW 900/20 50 mm
- BW 900/20L 100 mm
- BW 900/25 150 mm
- BW 900/30 150 mm
- BW 900/42 115 mm
- 900E/55 125 mm

12"

- BW 920A 8-9-10-11-12-13-14-15-16-17-18-19-20-21-22-23-24-27-30-32 mm
- BW 920AL 10-12-13-14-15-16-17-18-19-21-22 mm
- BW 920PE 5-6-7-8-9-10-12-14 mm
- BW 920TX T27-T30-T40-T45-T50-T55-T60
- BW 920/21 125 mm
- BW 920/22 250 mm
- BW 910/16F 3/8" - 1/2"
- BW 920/25 920E/55 267 mm

BW 861/C61

●	BW 861LP	0,5x3 (x2)-0,5x4(x2)-0,6x4,5(x2)-0,8x5(x2)-1,0x5,5(x2)-1,0x6(x2)-1,6x8(x2) mm
+	BW 861PH	PH0(x2)-PH1(x7)-PH2(x7)-PH3(x2)
+	BW 861PZ	PZ0(x2)-PZ1(x3)-PZ2(x3)-PZ3(x2)
○	BW 861PE	1,5-2-2,5-3-4-4,5-5-5,5-6-8 mm
○	BW 861TX	T9-T10-T15-T20-T25 T27-T30-T40
○	BW 882M1	1/4 - 1/4



- BW 32 Ø 4 mm
- BW 34 150 mm
- BW 36 150 mm
- 1032 19+60 mm
- 1034 19+60 mm
- 1036 19+60 mm
- 1038 19+60 mm
- BW 1048 250 mm
- BW 1082BM 160 mm
- BW 1150BM 180 mm
- BW 1166BM 200 mm
- BW 1370 500 g
- BW 1390 Ø 35 mm

13

BW 2400S 7/AUTO

NEW

x262

Gereedschapswagen met 7 laden en 262-delig assortiment gereedschappen

Belangrijkste kenmerken:

- 7 laden (588x367 mm) met kogellagergeleiding:
 - 5 laden 70 mm hoog.
 - 1 lade 140 mm hoog.
 - 1 lade 210 mm hoog.
- Ladenbodems beschermd door rubber matten.
- Statische belasting: 800 kg.
- Geïntegreerde spuitbushouder.

800 kg



1.429,00 €

NIEUW AUTOMOTIVE ASSORTIMENT



024006851



024006852




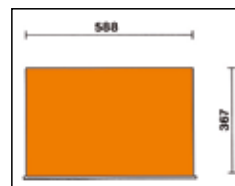
024006853



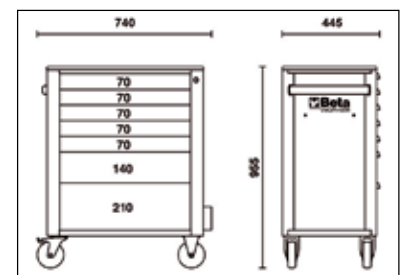
Centraal veiligheidsslot aan voorzijde.



Wielen met metalen kern voor extra stevigheid



n°	h	↓ max
5	70 mm	25 kg
1	140 mm	30 kg
1	210 mm	30 kg





31

42 6-7-8-9-10-11-12-13-14-15-16-17-18-19-20-21-22-23-24-27-30-32 mm
BW 96BPC/SC9 1,5-2-2,5-3-4-5-6-8-10 mm



73

BW 32 Ø 4 mm
BW 34 150 mm
BW 36 150 mm
1032 19+60 mm
1034 19+60 mm
1036 19+60 mm
1038 19+60 mm
BW 1048 250 mm
BW 1082BM 160 mm
BW 1150BM 180 mm
BW 1166BM 200 mm
BW 1370 500 g
BW 1390 Ø 35 mm



34

BW 720 10-12-13-15-17-19-21-24-27-30 mm
BW 720L 10-12-13-15-17-19-21-24-27-30 mm
BW 720TX T30-T40-T45-T50-T55
BW 720/21 125 mm
BW 720/25
952 7-8-10-12-13-14-17 mm



25

1201E 2,5x50-3x75-4x100-5,5x125-6,5x150-8x200 mm
1201EN 4x30 mm
1202E PH0x60-PH1x80-PH2x100-PH3x150 mm
1202EN PH1x30 mm
1207E/TX T6-T7-T8-T9-T10-T15-T20-T25-T27-T30-T40-T45
BW 1253 0,5x100 mm



159

14

BW 900 4-4,5-5-5,5-6-7-8-9-10-11-12-13-14 mm
BW 900L 4-4,5-5-5,5-6-7-8-9-10-11-12-13-14 mm
BW 900ME 3-4-5-6-7-8 mm
BW 900TX T6-T7-T8-T9-T10-T15-T20-T25
BW 895/1 1/4 - 1/4
BW 900/20 50 mm
BW 900/20L 100 mm
BW 900/25
BW 900/30 150 mm
BW 900/42 115 mm
900E/55 125 mm

12

BW 920A 8-9-10-11-12-13-14-15-16-17-18-19-20-21-22-23-24-27-30-32 mm
BW 920AL 10-12-13-14-15-16-17-18-19-21-22 mm
BW 920PE 5-6-7-8-9-10-12-14 mm
BW 920TX T27-T30-T40-T45-T50-T55-T60
BW 920/21 125 mm
BW 920/22 250 mm
BW 910/16F 3/8" - 1/2"
BW 920/25
920E/55 267 mm

BW 861/C61

⦿	BW 861LP	0,5x3 (x2)-0,5x4(x2)-0,6x4,5(x2)-0,8x5(x2)-1,0x5,5(x2)-1,0x6(x2)-1,6x8(x2) mm
⊕	BW 861PH	PH0(x2)-PH1(x7)-PH2(x7)-PH3(x2)
⊕	BW 861PZ	PZ0(x2)-PZ1(x3)-PZ2(x3)-PZ3(x2)
○	BW 861PE	1,5-2-2,5-3-4-4,5-5-5,5-6-8 mm
⊖	BW 861TX	T9-T10-T15-T20-T25 T27-T30-T40
⦿	BW 882M1	1/4 - 1/4



BW 2400S 7/E-M

x309

Gereedschapswagen met 7 laden en 309-delig assortiment gereedschappen

Belangrijkste kenmerken:

- 7 laden (588x367 mm) met kogellagergeleiding:
 - 5 laden 70 mm hoog.
 - 1 lade 140 mm hoog.
 - 1 lade 210 mm hoog.
- Ladenbodems beschermd door rubber matten.
- Statische belasting: 800 kg.
- Geïntegreerde spuitbushouder.

800 kg



1.469,00 €



024006324



024006325




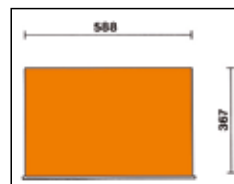
024006326



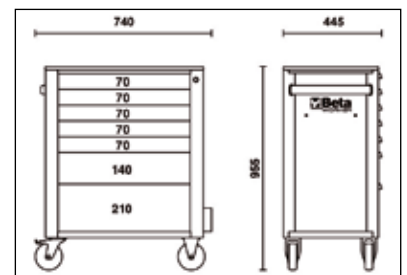
Centraal veiligheidsslot aan voorzijde.



Wielen met metalen kern voor extra stevigheid



n°	h	↓ max
5	70 mm	25 kg
1	140 mm	30 kg
1	210 mm	30 kg





31

- 42 6-7-8-9-10-11-12-13-14-15-16-17-18-19-20-21-22-23-24-27-30-32 mm
 BW 96BPC/SC9 1,5-2-2,5-3-4-5-6-8-10 mm



73

- BW 32 Ø 4 mm
 BW 34 150 mm
 BW 36 150 mm
 1032 19+60 mm
 1034 19+60 mm
 1036 19+60 mm
 1038 19+60 mm
 BW 1048 250 mm
 BW 1082BM 160 mm
 BW 1150BM 180 mm
 BW 1166BM 200 mm
 BW 1370 500 g
 BW 1390 Ø 35 mm



159

14

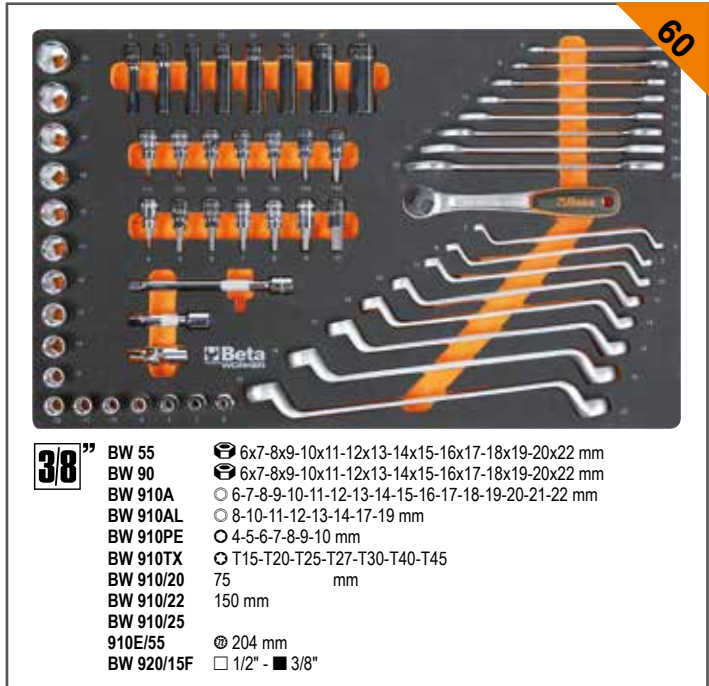
- BW 900 4-4,5-5-5,5-6-7-8-9-10-11-12-13-14 mm
 BW 900L 4-4,5-5-5,5-6-7-8-9-10-11-12-13-14 mm
 BW 900ME 3-4-5-6-7-8 mm
 BW 900TX T6-T7-T8-T9-T10-T15-T20-T25
 BW 895/1 1/4 - 1/4
 BW 900/20 50 mm
 BW 900/20L 100 mm
 BW 900/25 150 mm
 BW 900/30 150 mm
 BW 900/42 115 mm
 900E/55 125 mm

12

- BW 920A 8-9-10-11-12-13-14-15-16-17-18-19-20-21-22-23-24-27-30-32 mm
 BW 920AL 10-12-13-14-15-16-17-18-19-21-22 mm
 BW 920PE 5-6-7-8-9-10-12-14 mm
 BW 920TX T27-T30-T40-T45-T50-T55-T60
 BW 920/21 125 mm
 BW 920/22 250 mm
 BW 910/16F 3/8" - 1/2"
 BW 920/25 920E/55 267 mm

BW 861/C61

	BW 861LP	0,5x3 (x2)-0,5x4(x2)-0,6x4,5(x2)-0,8x5(x2)-1,0x5,5(x2)-1,0x6(x2)-1,6x8(x2) mm
	BW 861PH	PH0(x2)-PH1(x7)-PH2(x7)-PH3(x2)
	BW 861PZ	PZ0(x2)-PZ1(x3)-PZ2(x3)-PZ3(x2)
	BW 861PE	1,5-2-2,5-3-4-4,5-5-5,5-6-8 mm
	BW 861TX	T9-T10-T15-T20-T25 T27-T30-T40
	BW 882M1	1/4 - 1/4



60

- 38 6x7-8x9-10x11-12x13-14x15-16x17-18x19-20x22 mm
 BW 90 6x7-8x9-10x11-12x13-14x15-16x17-18x19-20x22 mm
 BW 910A 6-7-8-9-10-11-12-13-14-15-16-17-18-19-20-21-22 mm
 BW 910AL 8-10-11-12-13-14-17-19 mm
 BW 910PE 4-5-6-7-8-9-10 mm
 BW 910TX T15-T20-T25-T27-T30-T40-T45
 BW 910/20 75 mm
 BW 910/22 150 mm
 BW 910/25 150 mm
 910E/55 204 mm
 BW 920/15F 1/2" - 3/8"



46

- 1201E 2,5x50-3x75-4x100-5,5x125-6,5x150-8x200 mm
 1202E PH0x60-PH1x80-PH2x100-PH3x150 mm
 1201EN 4x30 mm
 1202EN PH1x30 mm
 1207E/TX T6-T7-T8-T9-T10-T15-T20-T25-T27-T30-T40-T45

BW 1256/C21-1

	BW 1256LP	1,5-2-2,5 mm
	BW 1256PH	PH0-PH1
	BW 1256PZ	PZ0-PZ1
	BW 1256PE	0,7-0,9-1,3-1,5-2-2,5-3 mm
	BW 1256TX	T4-T5-T6-T7
	BW 1256RTX	T8-T10-T15
	4 mm	99 mm



BW 2400S 8/E-L

Gereedschapswagen met 8 laden en 398-delig assortiment gereedschappen

Belangrijkste kenmerken:

- 8 laden (588x367 mm) met kogellagergeleiding: 7 laden 70 mm hoog, 1 lade 210 mm hoog.
- Ladenbodems beschermd door rubber matten.
- Vier wielen Ø 125 mm: 2 vaste en 2 zwenk waarvan 1 met rem.
- Centraal veiligheidsslot aan voorzijde.
- Statische belasting: 800 kg.
- Geïntegreerde spuitbushouder.

800 kg



1.959,00 €



024006341



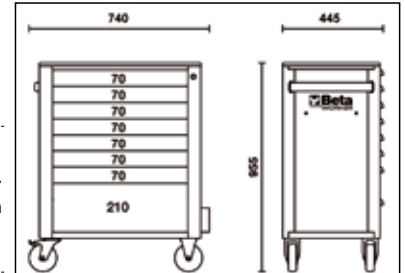

024006342



024006343



n°	h	max
7	70 mm	25 kg
1	210 mm	30 kg



42
BW 96BPC/SC9

6-7-8-9-10-11-12-13-14-15-16-17-18-19-20-21-22-23-24-27-30-32 mm
○ 1,5-2-2,5-3-4-5-6-8-10 mm

31



BW 55
BW 90
BW 97TX/SC8

6x7-8x9-10x11-12x13-14x15-16x17-18x19-20x22-21x23-24x27-30x32 mm
6x7-8x9-10x11-12x13-14x15-16x17-18x19-20x22-21x23-24x27-30x32 mm
○ T9-T10-T15-T20-T25-T27-T30-T40

30

25



- 1201E ● 2,5x50-3x75-4x100-5,5x125-6,5x150-8x200 mm
- 1201EN ● 4x30 mm
- 1202E ● PH0x60-PH1x80-PH2x100-PH3x150 mm
- 1202EN ● PH1x30 mm
- 1207E/TX ○ T6-T7-T8-T9-T10-T15-T20-T25-T27-T30-T40-T45
- BW 1253 ● 0,5x100 mm

78



- 12"** BW 920A ○ 8-9-10-11-12-13-14-15-16-17-18-19-20-21-22-23-24-27-30-32 mm
- BW 920AL ○ 10-12-13-14-15-16-17-18-19-21-22-24-27-30-32 mm
- BW 920FTX ● E10-E12-E14-E16-E18-E20-E22-E24
- BW 920PE ○ 5-6-7-8-9-10-12-14 mm
- BW 920PE-L ○ 5-6-7-8-9-10-12-14 mm
- BW 920TX ○ T27-T30-T40-T45-T50-T55-T60
- BW 920TX-L ○ T30-T40-T45-T50-T55-T60-T70
- BW 920/21 125 mm
- BW 920/22 250 mm
- BW 910/16F □ 3/8" - ■ 1/2"
- BW 920/25 ○ 1/4" - □ 1/4"
- 920E/55 ● 267 mm

196



- 14"** BW 900 ○ 4-4,5-5-5,5-6-7-8-9-10-11-12-13-14 mm
- BW 900L ○ 4-4,5-5-5,5-6-7-8-9-10-11-12-13-14 mm
- BW 900FTX ● E4-E5-E6-E7-E8-E10
- BW 900ME ○ 3-4-5-6-7-8 mm
- BW 900TX ○ T6-T7-T8-T9-T10-T15-T20-T25
- BW 900LP ● 0,8x4-1x5,5-1,2x6,5-1,2x8 mm
- BW 900PH ● PH0-PH1-PH2-PH3
- BW 895/1 ○ 1/4" - □ 1/4"
- BW 900/20 50 mm
- BW 900/20L 100 mm
- BW 900/25 150 mm
- BW 900/30 150 mm
- BW 900/42 115 mm
- 900E/55 ● 125 mm

- 3/8"** BW 910A ○ 6-7-8-9-10-11-12-13-14-15-16-17-18-19-20-21-22-24 mm
- BW 910AL ○ 8-10-11-12-13-14-17-19 mm
- BW 910FTX ● E6-E7-E8-E10-E11-E12-14
- BW 910PE ○ 4-5-6-7-8-9-10 mm
- BW 910TX ○ T15-T20-T25-T27-T30-40-T45
- BW 910/21 125 mm
- BW 910/22 150 mm
- BW 910/25 150 mm
- 910E/55 ● 204 mm
- BW 920/15F □ 1/2" - ■ 3/8"

BW 861/C61 **1/4"**

●	BW 861LP	0,5x3(x2)-0,5x4(x2)-0,6x4,5(x2)-0,8x5(x2)-1,0x5,5(x2)-1,0x6(x2)-1,6x8(x2) mm
+	BW 861PH	PH0(x2)-PH1(x7)-PH2(x7)-PH3(x2)
+	BW 861PZ	PZ0(x2)-PZ1(x3)-PZ2(x3)-PZ3(x2)
○	BW 861PE	1,5-2-2,5-3-4-4,5-5-5,5-6-8 mm
○	BW 861TX	T9-T10-T15-T20-T25 T27-T30-T40
○	BW 882M1	○ 1/4 - ● 1/4

BW 1256/C21-1 **4mm**

●	BW 1256LP	1,5-2-2,5 mm
+	BW 1256PH	PH0-PH1
+	BW 1256PZ	PZ0-PZ1
○	BW 1256PE	0,7-0,9-1,3-1,5-2-2,5-3 mm
○	BW 1256TX	T4-T5-T6-T7
○	BW 1256RTX	T8-T10-T15
4 mm		99 mm

73



- 1032 ○ 19+60 mm
- 1034 ○ 19+60 mm
- 1036 ● 19+60 mm
- 1038 ● 19+60 mm
- BW 1048 250 mm
- BW 1052 190 - 240 mm
- BW 1098 220 mm
- BW 1082BM † 160 mm
- BW 1150BM = 180 mm
- BW 1166BM ● 200 mm
- BW 1168BM ● 200 mm
- BW 1128BMX 150 mm

25



- BW 30 Ø 2-3-4 mm
- BW 31 Ø 2-3-4-5-6-8 mm
- BW 32 Ø 4 mm
- BW 34 125-150-175 mm
- BW 36 150 mm
- BW 1370 500 g
- BW 1390 Ø 35 mm
- BW 1692/3 3 m
- BW 1712T 150+590 mm
- BW 1719BMA8/Q ■ 200 mm
- BW 1719BMA8/T ▲ 200 mm
- BW 1719BMA8/P † 200 mm
- BW 1719BMA8/M ● 200 mm
- BW 1719BMA8/R ● 200 mm
- BW 1737NX 270 mm
- 1771 18 mm

BW 2400S XL9/E-XL

Gereedschapswagen breed model met 9 laden voorzien van anti-omvalsysteem en 487-delig assortiment gereedschappen

Belangrijkste kenmerken:

- 9 laden (882x367 mm) met kogellagergeleiding:
 - 8 laden 70 mm hoog.
 - 1 lade 140 mm hoog.
- Anti-omvalsysteem.
- Robuust ABS werkblad, met 6 vakken.
- Stevige nylon ladengreep, met geïntegreerde etikethouder.
- Ladenbodems beschermd door rubber matten.
- Vier wielen Ø 125 mm:
 - 2 vaste en 2 zwenk waarvan 1 met rem.
- Centraal veiligheidsslot aan voorzijde.
- Statische laadcapaciteit: 1,000 kg.
- Geïntegreerde spuitbushouder.

1000 kg



2.849,00 €



024006361



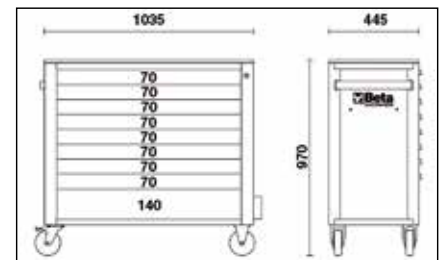

024006362



024006363



n°	h	↓ max
8	70 mm	30 kg
1	140 mm	35 kg



196

- 1/4"**
- BW 900 ○ 4-4,5-5-5,5-6-7-8-9-10-11-12-13-14 mm
 - BW 900L ○ 4-4,5-5-5,5-6-7-8-9-10-11-12-13-14 mm
 - BW 900FTX ⊗ E4-E5-E6-E7-E8-E10
 - BW 900ME ○ 3-4-5-6-7-8 mm
 - BW 900TX ⊕ T6-T7-T8-T9-T10-T15-T20-T25
 - BW 900LP ⊕ 0,8x4-1x5,5-1,2x6,5-1,2x8 mm
 - BW 900PH ⊕ PH0-PH1-PH2-PH3
 - BW 895/1 ○ 1/4" - □ 1/4"
 - BW 900/20 50 mm
 - BW 900/20L 100 mm
 - BW 900/25 150 mm
 - BW 900/30 115 mm
 - BW 900/42 900E/55 ⊕ 125 mm

- 3/8"**
- BW 910A ○ 6-7-8-9-10-11-12-13-14-15-16-17-18-19-20-21-22-24 mm
 - BW 910AL ○ 8-10-11-12-13-14-17-19 mm
 - BW 910FTX ⊗ E6-E7-E8-E10-E11-E12-14
 - BW 910PE ○ 4-5-6-7-8-9-10 mm
 - BW 910TX ⊗ T15-T20-T25-T27-T30-40-T45
 - BW 910/20 75 mm
 - BW 910/22 150 mm
 - BW 910/25 910E/55 ⊗ 204 mm
 - BW 920/15F □ 1/2" - ■ 3/8"

BW 861/C61 1/4"

⊕	BW 861LP	0,5x3(x2)-0,5x4(x2)-0,6x4,5(x2)-0,8x5(x2)-1,0x5,5(x2)-1,0x6(x2)-1,6x8(x2) mm
⊕	BW 861PH	PH0(x2)-PH1(x7)-PH2(x7)-PH3(x2)
⊕	BW 861PZ	PZ0(x2)-PZ1(x3)-PZ2(x3)-PZ3(x2)
⊕	BW 861PE	1,5-2-2,5-3-4-4,5-5-5,5-6-8 mm
⊕	BW 861TX	T9-T10-T15-T20-T25 T27-T30-T40
⊕	BW 882M1	○ 1/4 - ● 1/4

BW 1256/C21-1 4mm

⊕	BW 1256LP	1,5-2-2,5 mm
⊕	BW 1256PH	PH0-PH1
⊕	BW 1256PZ	P20-PZ1
⊕	BW 1256PE	0,7-0,9-1,3-1,5-2-2,5-3 mm
⊕	BW 1256TX	T4-T5-T6-T7
⊕	BW 1256RTX	T8-T10-T15
⊕		4 mm
⊕		99 mm



31

42
 6-7-8-9-10-11-12-13-14-15-16-17-18-19-20-21-22-23-24-27-30-32 mm
 BW 96BPC/SC9 ○ 1,5-2-2,5-3-4-5-6-8-10 mm



30

BW 55 ○ 6x7-8x9-10x11-12x13-14x15-16x17-18x19-20x22-21x23-24x27-30x32 mm
 BW 90 ○ 6x7-8x9-10x11-12x13-14x15-16x17-18x19-20x22-21x23-24x27-30x32 mm
 BW 97TX/SC8 ○ T9-T10-T15-T20-T25-T27-T30-T40



13

1032	○ 19+60 mm	BW 1098	220 mm
1034	○ 19+60 mm	BW 1082BM	160 mm
1036	● 19+60 mm	BW 1150BM	180 mm
1038	● 19+60 mm	BW 1166BM	200 mm
BW 1048	250 mm	BW 1168BM	200 mm
BW 1052	190 - 240 mm	BW 1128BMX	150 mm



78

BW 920A ○ 8-9-10-11-12-13-14-15-16-17-18-19-20-21-22-23-24-27-30-32 mm
 BW 920AL ○ 10-12-13-14-15-16-17-18-19-21-22-24-27-30-32 mm
 BW 920FTX ○ E10-E12-E14-E16-E18-E20-E22-E24
 BW 920PE ○ 5-6-7-8-9-10-12-14 mm
 BW 920PE-L ○ 5-6-7-8-9-10-12-14 mm
 BW 920TX ○ T27-T30-T40-T45-T50-T55-T60
 BW 920TX-L ○ T30-T40-T45-T50-T55-T60-T70
 BW 920/21 125 mm
 BW 920/22 250 mm
 BW 910/16F □ 3/8" - ■ 1/2"
 BW 920/25 ○ 267 mm

12"



25

1201E ● 2,5x50-3x75-4x100-5,5x125-6,5x150-8x200 mm
 1201EN ● 4x30 mm
 1202E ○ PH0x60-PH1x80-PH2x100-PH3x150 mm
 1202EN ○ PH1x30 mm
 1207E/TX ○ T6-T7-T8-T9-T10-T15-T20-T25-T27-T30-T40-T45
 BW 1253 ● 0,5x100 mm



25

BW 720 ○ 10-12-13-15-17-19-21-24 mm
 BW 720L ○ 17-19-21-22 mm
 BW 720/21 125 mm
 BW 900/16 □ 1/4" - ■ 3/8"
 BW 910/15 □ 3/8" - ■ 1/4"
 BW 910/16F □ 3/8" - ■ 1/2"
 BW 920/15F □ 1/2" - ■ 3/8"
 BW 920/16 □ 1/2" - ■ 3/4"
 BW 943FL ○ 6-7-8 mm
 BW 1687D 153 mm
 BW 1687U 153 mm
 BW 1687A 153 mm
 BW 1687AC 153 mm



4

BW 1370 500 g
 BW 1380 1000 g
 BW 1390 Ø 35 mm
 BW 1737NX



30

BW 141 ○ 8-9-10-11-12-13-14-15-17-19 mm
 BW 410/SP19 Ø 1+10 mm x 0.5 mm
 BW 1725CR 260 mm



77

BW 977TX ○ T8-T9-T10-T15-T20-T25-T27-T30-T40
 BW 1682 300 mm
 BW 1650 150 mm



23

BW 30	Ø 2-3-4 mm	BW 1719BMA8/T	▲ 200 mm
BW 31	Ø 2-3-4-5-6-8 mm	BW 1719BMA8/P	■ 200 mm
BW 32	Ø 4 mm	BW 1719BMA8/M	▶ 200 mm
BW 34	125-150-175 mm	BW 1719BMA8/R	● 200 mm
BW 1692/3	3 m	BW 1719BMA8/Q	■ 200 mm
BW 1712T	150+590 mm	1771	18 mm
BW 1725	420 mm	BW 1833S	200 lumen



51

BW 1149F 175 mm
 BW 1602 0,75+6 mm²
 BW 1603 1,25+5,5 mm²
 BW 1606T 0,1+10 mm²
 BW 1608 0,5+6 mm²



8

943E ○ 6-7-8-9-10-11-12-13 mm



8

BW 96T ○ 2-2,5-3-4-5-6-7-8 mm

BW 2400S XL9/E-XXL

1000 kg

Gereedschapswagen breed model met 9 laden voorzien van anti-omvalsysteem en 716-delig assortiment gereedschappen

Belangrijkste kenmerken:

- 9 laden (882x367 mm) met kogellagergeleiding: 8 laden 70 mm hoog, 1 lade 140 mm hoog.
- Anti-omvalsysteem.
- Robuust ABS werkblad, met 6 vakken.
- Stevige nylon ladengreep, met geïntegreerde etikethouder.
- Ladenbodems beschermd door rubber matten.
- Vier wielen Ø 125 mm: 2 vaste en 2 zwenk waarvan 1 met rem.
- Centraal veiligheidsslot aan voorzijde.
- Statische laadcapaciteit: 1,000 kg.
- Geïntegreerde spuitbushouder.



3.299,00 €



024006364



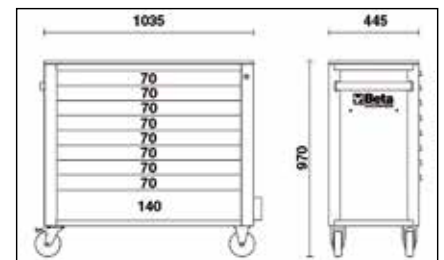
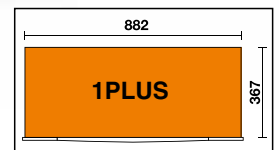
024006365



024006366



n°	h	max
8	70 mm	30 kg
1	140 mm	35 kg



214



BW 97TX/SC8 ○ T9-T10-T15-T20-T25-T27-T30-T40
BW 97TTX ○ T8-T9-T10-T15-T20-T25-T27-T30-T40

3/8" BW 910A ○ 6-7-8-9-10-11-12-13-14-15-16-17-18-19-20-21-22-24 mm
BW 910AL ○ 8-10-11-12-13-14-17-19 mm
BW 910FTX ⊗ E6-E7-E8-E10-E11-E12-E14
BW 910PE ○ 4-5-6-7-8-9-10 mm
BW 910TX ○ T15-T20-T25-T27-T30-T40-T45

BW 910/20 75 mm
BW 910/22 150 mm
BW 910/25 910E/55 ⊗ 204 mm
BW 920/15F □ 1/2" - ■ 3/8"

1/4" BW 900 ○ 4-4,5-5-5,5-6-7-8-9-10-11-12-13-14 mm
BW 900L ○ 4-4,5-5-5,5-6-7-8-9-10-11-12-13-14 mm
BW 900FTX ⊗ E4-E5-E6-E7-E8-E10
BW 900ME ○ 3-4-5-6-7-8-10 mm
BW 900TX ○ T6-T7-T8-T9-T10-T15-T20-T25
BW 900LP ● 0,8x4-1,0x5,5-1,2x6,5-1,2x8 mm

BW 900PH ⊕ PH0-PH1-PH2-PH3
BW 895/1 ⊕ 11"
BW 900/20 50 mm
BW 900/20L 100 mm
BW 900/25 150 mm
BW 900/30 115 mm
900E/55 ⊗ 125 mm

BW 861/C61

	BW 861LP	0,5x3 (x2)-0,5x4 (x2)-0,6x4,5 (x2)-0,8x5 (x2)-1,0x5,5 (x2)-1,0x6 (x2)-1,6x8 (x2) mm
	BW 861PH	PH0(x2)-PH1(x7)-PH2(x7)-PH3(x2)
	BW 861PZ	PZ0(x2)-PZ1(x3)-PZ2(x3)-PZ3(x2)
	BW 861PE	1,5-2-2,5-3-4-4,5-5-5,5-6-8 mm
	BW 861TX	T9-T10-T15-T20-T25 T27-T30-T40
	BW 882M1	○ 1/4 - ● 1/4

BW 1256/C21-1

	BW 1256LP	1,5-2-2,5 mm
	BW 1256PH	PH0-PH1
	BW 1256PZ	PZ0-PZ1
	BW 1256PE	0,7-0,9-1,3-1,5-2-2,5-3 mm
	BW 1256TX	T4-T5-T6-T7
	BW 1256RTX	T8-T10-T15
	4 mm	99 mm



97

- 12**''
- BW 720L ○ 10-12-13-15-17-19-21-24-27-30 mm
 - BW 720/21 125 mm
 - BW 720/25 64 mm
 - BW 910/16F □ 3/8" - ■ 1/2"
 - BW 920/16 □ 1/2" - ■ 3/4"
 - BW 920A ○ 8-9-10-11-12-13-14-15-16-17-18-19-20-21-22-23-24-27-30-32 mm
 - BW 920AL ○ 10-12-13-14-15-16-17-18-19-21-22-24-27-30-32 mm
 - BW 920FTX ○ E10-E12-E14-E16-E18-E20-E22-E24
 - BW 920PE ○ 5-6-7-8-9-10-12-14 mm
 - BW 920PE-L ○ 5-6-7-8-9-10-12-14 mm
 - BW 920PE-XL ○ 10-12-14 mm
 - BW 920TX ○ T27-T30-T40-T45-T50-T55-T60
 - BW 920TX-L ○ T30-T40-T45-T50-T55-T60-T70
 - BW 920TX-XL ○ T45-T50-T55
 - BW 920/21 125 mm
 - BW 920/22 250 mm
 - BW 920/25 920E/55 ⊕ 267 mm



45

- 42 ○ 6-7-8-9-10-11-12-13-14-15-16-17-18-19-20-21-22-23-24-27-30-32 mm
- BW 55 ○ 6x7-8x9-10x11-12x13-14x15-16x17-18x19-20x22-21x23-24x27-30x32 mm
- BW 141 ○ 8-9-10-11-12-13-14-15-16-17-18-19 mm



235

- BW 96BPC/SC9 ○ 1,5-2-2,5-3-4-5-6-8-10 mm
- BW 410/SP19 1+10 mm x 0,5 mm
- BW 666N/20 40+20 Nm
- BW 720 ○ 10-12-13-15-17-19-21-24-27-30 mm
- BW 867PE ○ 4-5-6-7-8-10-12 mm
- BW 867PE/L ○ 4-5-6-7-8-10-12 mm
- BW 867XZN ○ 4-5-6-7-8-10-12 mm
- BW 867XZN/L ○ 5-6-8-10-12 mm
- BW 867TX ○ T20-T25-T30-T40-T45-T50-T55
- BW 867TX/L ○ T20-T25-T30-T40-T45-T50-T55
- BW 867RTX ○ T20-T25-T30-T40-T45-T50-T55
- BW 867RTX/L ○ T20-T25-T30-T40-T45-T50-T55
- BW 867RIBE ○ 5-6-7-8-9-10-11-12-13 mm
- BW 867RIBE/L ○ 5-6-7-8-9-10-11-12-13 mm
- BW 1253 ○ 0,5x100 mm
- BW 1257LP ○ 2,0-2,5-3,0 mm
- BW 1257PH ○ PH00-PH0-PH1
- BW 1257TX ○ T5-T6-T7-T8-T9-T10
- BW 1728BM
- BW 1728LA
- BW 867RTX/L ○ T20-T25-T30-T40-T45-T50-T55
- BW 867RTX ○ T20-T25-T30-T40-T45-T50-T55



35

- 943E ○ 5-5,5-6-7-8-9-10-11-12-13-14 mm
- 1201E ● 2,5x50-3x75-4x100-5,5x125-6,5x150-8x200 mm
- 1202E ● PH0x60-PH1x80-PH2x100-PH3x150 mm
- 1201EN ● 4x30 mm
- 1202EN ● PH1x30 mm
- 1207E/TX ○ T6-T7-T8-T9-T10-T15-T20-T25-T27-T30-T40-T45



27

- BW 30 Ø 2-3-4 mm
- BW 31 Ø 2-3-4-5-6-8 mm
- BW 32 Ø 4 mm
- BW 34 150-175 mm
- BW 36 150 mm
- 1032 ○ 19+60 mm
- 1034 ○ 19+60 mm
- 1036 ● 19+60 mm
- 1038 ● 19+60 mm
- BW 1048 250 mm
- BW 1052 190-240 mm
- BW 1082BM ⚡ 160 mm
- BW 1150BM = 180 mm
- BW 1166BM ● 200 mm
- BW 1168BM ● 200 mm
- BW 1370 ● 300 g
- BW 1380 ● 1000 g
- BW 1390 Ø 35 mm



30

- BW 90 ○ 6x7-8x9-10x11-12x13-14x15-16x17-18x19 mm
- BW 96T ○ 2-2,5-3-4-5-6-7-8-10 mm
- BW 1098 220 mm
- BW 1650 150 mm
- BW 1682 300 mm
- BW 1687/S4
- BW 192 8x10/12x13 mm
- BW 192 16x17/18x19 mm
- BW 1719BMA8/Q ■ 200 mm
- BW 1719BMA8/T ▲ 200 mm
- BW 1719BMA8/P ▮ 200 mm
- BW 1719BMA8/M ▽ 200 mm
- BW 1719BMA8/R ● 200 mm



33

- BW 943FL ○ 6-7-8 mm
- BW 1692/5 5 m
- BW 1712T 148+665 mm
- BW 1606T 0,08+6 mm²
- BW 1608 0,5+6 mm²
- BW 1725 420 mm
- BW 1725CR 250 mm
- BW 1737NX 270 mm
- 1771 18 mm
- BW 1771RL 10x 18 mm
- BW 1833S 200 lumen
- BW 1715
- BW 1720/B6
- BW 1128BMX 150 mm
- BW 1149F 0,2+6 mm²
- BW 1602 0,75+6 mm²
- BW 1603 1,25+5,5 mm²

BW 2400 RSC24AXXL

NEW

X
1061

Gereedschapswagen met 8 laden en anti-valsysteem, breed model en 1061-delig assortiment gereedschappen

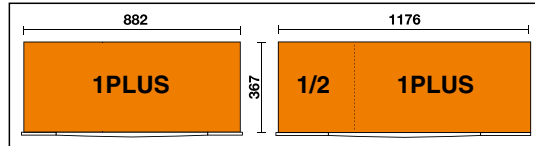
- 1 volledig uitneembare lade (1.176x367 mm), met kogelgelagerde geleiders
- 7 volledig uitneembare lades (882x367 mm), met kogelgelagerde geleiders:
6 lades 70 mm hoog
1 lade 140 mm hoog
- Werkblad van roestvrij staal gecoat MDF, met gaten voor bankschroef artikel 1599F/125 of 1599GI/125 (apart te bestellen) en 6 opbergvakken
- Stevige nylon fronten, met ingebouwde etikettenhouders
- Ladebodems beschermd door schuimrubberen matten
- Uitneembaar zijvak, met kogelgelagerde geleiders, met plank en slot
- 4 wielen, Ø 150 mm: 2 vast en 2 zwenkwielen met remmen
- 3 veiligheidsloten
- Ingebouwde papierrolhouder
- Ingebouwde flessenhouder
- Volgende inlays kunnen worden toegevoegd:
tot 8 EVA-schuim of ABS thermogevormde trays in lade 1.176x367 mm tot 6 EVA-schuim of ABS thermogevormde trays in lade 882x367 mm

1100 kg



3.790,00 €

HET MEEST UITGEBREIDE ASSORTIMENT Ooit!



n°	Max
1	70 mm (1.176x367 mm) 40 kg
6	70 mm (882x367 mm) 30 kg
1	140 mm (882x367 mm) 35 kg



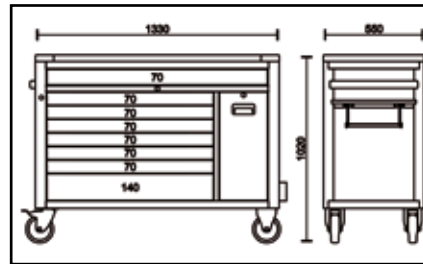
024006381



024006387



024006383



52

- 42
BW 55
BW 94
BW 141
- 6-7-8-9-10-11-12-13-14-15-16-17-18-19-20-21-22-23-24-27-30-32 mm
 - 6x7-8x9-10x11-12x13-14x15-16x17-18x19-20x22-21x23-24x27-30x32 mm
 - 8x10-10x11-11x13-12x14-17x19-19x22-22x24 mm
 - 8-9-10-11-12-13-14-15-16-17-18-19 mm



35

- 943E
1201E
1202E
1201EN
1202EN
1207E/TX
- 5-5,5-6-7-8-9-10-11-12-13-14 mm
 - 2,5x50-3x75-4x100-5,5x125-6,5x150-8x200 mm
 - PH0x60-PH1x80-PH2x100-PH3x150 mm
 - 4x30 mm
 - PH1x30 mm
 - T6-T7-T8-T9-T10-T15-T20-T25-T27-T30-T40-T45

BW 5945VU-C45PRO 2.0

059456313

NEW

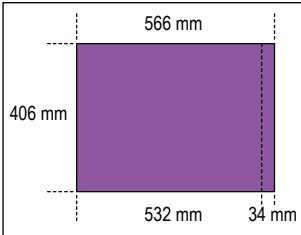
196-delig assortiment gereedschappen in foam inlays. Voor universeel gebruik.



x196

VOOR C45PRO 2.0

570,00 €



23

BW 1771RL	10x 18 mm	BW 1150BM	180 mm
1771	18 mm	BW 1166BM	166 mm
BW 31	Ø 2-3-4-5-6 mm	BW 1692/3	3 m
BW 1048	250 mm	BW 1370	300 g
BW 1082BM	160 mm	BW 1390	Ø 35 mm

36

BW 42	6-7-8-9-10-11-12-13-14-15-16-17-19-21-22-24 mm	1201E	3,5x100 - 5,5x150 - 6,5x150 mm
BW 96BPC/SC9	1,5-2-2,5-3-4-5-6-8-10 mm	1201EN	4x30 mm
BW 1719BMA...P	200 mm	1202E	PH1x80 - PH2x100 mm
BW 1719BMA...M	200 mm	1202EN	PH1x30 mm
BW 1719BMA...R	200 mm		
BW 1128BMX	150 mm		

14"

BW 900	4-4,5-5-5,5-6-7-8-9-10-11-12-13-14 mm
BW 900L	6-7-8-9-10-11-12-13 mm
BW 895/1	1/4" - 1/4"
BW 900/20	50 mm
BW 900/20L	100 mm
BW 900/25	150 mm
BW 900/30	115 mm
BW 900/42	125 mm
900E/55	125 mm

12"

BW 920A	12-13-14-15-16-17-18-19-20-21-22-24-27-30-32 mm
BW 910/16F	3/8" - 1/2"
BW 920AL	14-15-17-19 mm
BW 920/21	125 mm
BW 920/22	255 mm
BW 920/25	16 mm - 20,8 mm
BW 956C	267 mm
920E/55	267 mm

BW 861/C61

⊖	BW 861LP	0,5x3 (x2)-0,5x4(x2)-0,6x4,5(x2)-0,8x5(x2)-1,0x5,5(x2)-1,0x6(x2)-1,6x8(x2) mm
+	BW 861PH	PH0(x2)-PH1(x7)-PH2(x7)-PH3(x2)
+	BW 861PZ	PZ0(x2)-PZ1(x3)-PZ2(x3)-PZ3(x2)
○	BW 861PE	1,5-2-2,5-3-4-4,5-5-5,5-6-8 mm
⊗	BW 861TX	T9-T10-T15-T20-T25 T27-T30-T40
⊖	BW 882M1	1/4 - 1/4

BW 1256/C21-1

⊖	BW 1256LP	1,5-2-2,5 mm
+	BW 1256PH	PH0-PH1
+	BW 1256PZ	PZ0-PZ1
○	BW 1256PE	0,7-0,9-1,3-1,5-2-2,5-3 mm
⊗	BW 1256TX	T4-T5-T6-T7
⊗	BW 1256RTX	T8-T10-T15
4 mm		99 mm



BW 5945/2024

059456302

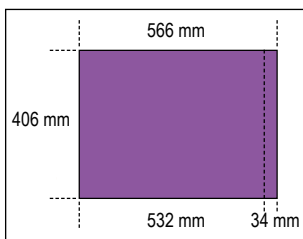
268-delig assortiment gereedschappen in foam inlays. Voor universeel gebruik.

x268

1.030,00 €



VOOR C45PRO 2.0



30

BW 96BPC/SC9 ○ 1,5-2-2,5-3-4-5-6-8-10 mm
BW 42 ● 6-7-8-9-10-11-12-13-14-15-16-17-18-19-20-21-22-24-27-30-32 mm

36

BW 97TTX ○ T10-T15-T20-T25-T30
1038 ● 19+60 mm
1036 ● 19+60 mm
1034 ○ 19+60 mm
1032 ○ 19+60 mm
BW 1166BM ● 160 mm
BW 1150BM = 180 mm
BW 1082BM † 160 mm
BW 1052 † 240 mm
BW 1048 † 250 mm

BW 1256/C21-1 (4 mm)

●	BW 1256LP	1,5-2-2,5 mm
+	BW 1256PH	PH0-PH1
+	BW 1256PZ	PZ0-PZ1
○	BW 1256PE	0,7-0,9-1,3-1,5-2-2,5-3 mm
⊖	BW 1256TX	T4-T5-T6-T7
⊖	BW 1256RTX	T8-T10-T15
4 mm		99 mm

17

BW 96T ○ 2-2,5-3-4-5-6-7-8 mm
BW 34 150-175 mm
BW 1370 ● 300 g
BW 1390 Ø 35 mm

BW 1719BMA8/Q ■ 200 mm
BW 1719BMA8/T ▲ 200 mm
BW 1719BMA8/P † 200 mm
BW 1719BMA8/M † 200 mm
BW 1719BMA8/R ● 200 mm

25

1202E ● PH0x60-PH1x80-PH2x100-PH3x150 mm
1202EN ● PH1X30 mm
1207E/TX ○ T6-T7-T8-T9-T10-T15-T20-T25-T27-T30-T40-T45
1201EN ● 4x30 mm
1201E ● 2,5x50-3x75-4x100-5,5x125-6,5x150-8x200 mm
BW 1253 ● 3x100 mm

160

- 1/4"**
- BW 900** ○ 4-4,5-5-5,5-6-7-8-9-10-11-12-13-14 mm
 - BW 900L** ○ 5-6-7-8-9-10-11-12-13 mm
 - BW 900LP** ● 0,8x4-1,0x5,5-1,2x6,5-1,2x8,0 mm
 - BW 900PH** ● PH1-PH2-PH3
 - BW 900ME** ○ 3-4-5-6-7 mm
 - BW 900TX** ○ T10-T15-T20-T25-T27-T30
 - BW 900/20** 50 mm
 - BW 900/20L** 100 mm
 - BW 900/25** 150 mm
 - BW 900/30** 150 mm
 - BW 895/1** ○ 1/4" - □ 1/4"
 - BW 900/42** 115 mm
 - 900E/55** ● 125 mm
 - BW 900/42** 115 mm

- 12"**
- BW 895/6** ○ 5/16" - □ 1/2"
 - BW 956C** ○ 16 mm - 20,8 mm
 - BW 920/15F** □ 1/2" - ■ 3/8"
 - BW 910/22** 150 mm
 - 910E/55** ● 204 mm
 - 920E/55** ● 267 mm
 - BW 920A** ○ 8-10-11-12-13-14-15-16-17-18-19-20-21-22-23-24-26-27-28-30-32 mm
 - BW 920/25** 125 mm
 - BW 920/21** 125 mm
 - BW 920/22** 255 mm

- BW 861/C61** (1/4")
- | | | |
|---|----------|---|
| ● | BW 861LP | 0,5x3 (x2)-0,5x4(x2)-0,6x4,5(x2)-0,8x5(x2)-1,0x5,5(x2)-1,0x6(x2)-1,6x8(x2) mm |
| + | BW 861PH | PH0(x2)-PH1(x7)-PH2(x7)-PH3(x2) |
| + | BW 861PZ | PZ0(x2)-PZ1(x3)-PZ2(x3)-PZ3(x2) |
| ○ | BW 861PE | 1,5-2-2,5-3-4-4,5-5-5,5-6-8 mm |
| ⊖ | BW 861TX | T9-T10-T15-T20-T25 T27-T30-T40 |
| □ | BW 882M1 | ○ 1/4 - ● 1/4 |

- 3/8"**
- BW 910A** ○ 6-7-8-9-10-11-12-13-14-15-16-17-18-19-20-21-22 mm
 - BW 910/20** 75 mm
 - BW 910/22** 150 mm
 - BW 910/25** 150 mm
 - BW 910/16F** □ 3/8" - ■ 1/2"
 - BW 895/3** ○ 1/4" - □ 3/8"
 - BW 910E/55** ● 204 mm

BW 5945/2026

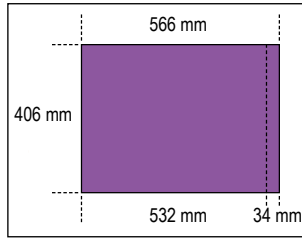
059456303

NEW

x267

267-delig assortiment gereedschappen
in foam inlays.
Voor **AUTOMOTIVE** gebruik.

1.030,00 €



VOOR C45PRO 2.0

127

BW 42 6-7-8-9-10-11-12-13-14-15-16-17-18-19-20-21-22-24 mm
BW 96BPC/SC9 1,5-2-2,5-3-4-5-6-8-10 mm

861LP	3-4-4,5-5,5(x3)-6,5(x2)-8(x2) mm
861PH	PH0(x2)-PH1(x3)-PH2(x3)-PH3(x2)-PH4
861PZ	PZ1(x3)-PZ2(x3)-PZ3(x2)-PZ4
861PE	2-2,5(x2)-3(x2)-4(x2)-5(x2)-6(x2)-8-10 mm
861TX	T6-T7-T8-T9-T10(x2)-T15-T20(x2)-T25(x2)-T27-T30(x2)-T40(x2)
861RTX	T6-T7-T8-T10-T15-T20-T25-T27-T30-T40
861XZN	M5-M6-M8
861TQS	0-1-2-3-4-5-6-8-10
861TRW	1-2-3-4-5-6
861SP	4-6-8-10-12
861SQ	0-1(x2)-2(x2)-3
	1/4" (x2)

12

BW 97TTX 10-15-20-25-30 mm
1038 175 mm
1036 175 mm
1034 170 mm
1032 180 mm
BW 1166BM 160 mm
BW 1150BM 180 mm
BW 1082BM 160 mm

25

1207E/TX T06-T07-T08-T09-T10-T15-T20-T25-T27-T30-T40-T45
1201E 2,5x50 - 3x75 - 4x100 - 5,5x125 - 6,5x150 - 8x200 mm
1202E PH0x60 - PH2x80 - PH2x100 - PH3x150 mm
BW 1253 0,5x100 mm
1202EN PH1x30
1201EN 4X30 mm

17

BW 96T 2,5-3-4-5-6 mm
952 8-10-12-13-17 mm
BW 1370 500 g

14"

- BW 900** 4-4,5-5-5,5-6-7-8-9-10-11-12-13-14 mm
BW 900L 5-6-7-8-9-10-11-12-13 mm
BW 900ME 3-4-5-6-7 mm
BW 900LP 0,8x4-1x5,5-1,2x6,5-1,2x8 mm
BW 900PH PH1-PH2-PH3
BW 900TX T10-T15-T20-T25-T27-T30
BW 900/20 50 mm
BW 900/20L 100 mm
BW 900/25 115 mm
BW 900/42 125 mm
900E/55 150 mm
BW 900/30 1/4" - 1/4"
BW 895/1 5/16" - 3/8"
BW 895/3 5/16" - 1/2"
BW 895/6 5/16" - 1/2"

- 12"**
- BW 920A** 8-10-11-12-13-14-15-16-17-18-19-20-21-22-23-24-26-27-28-30-32 mm
BW 720L 10-12-13-15-17-19-21-24 mm
920E/55 267 mm
BW 920/25 125 mm
BW 920/21 3/8" - 1/2"
BW 910/16F 16 mm - 20,8 mm
BW 956C

BW 5958U

059456157

1/4"

NEW

1/2"

x157

157-delig assortiment gereedschappen
Universeel gebruik



VOOR C45PRO 2.0

560,00 €

	BW 42		6-7-8-9-10-11-12-13-14-15-16-17-18-19-20-21-22 mm
	BW 96/SC9		1,5-2-2,5-3-4-5-6-8-10 mm
	920E/55		12" 267 mm
	BW 920A		10-11-12-13-14-15-16-17-18-19-20-21-22-23-24-26-27-28-30-32 mm
	BW 920/21		12" 125 mm
	BW 920/22		12" 250 mm
	BW 920/25		12"
	BW 910/16F		□ 3/8" - ■ 1/2"
	900E/55		14" 125 mm
	BW 900		4-4,5-5-5,5-6-7-8-9-10-11-12-13-14 mm
	BW 900/25		14"
	BW 900/20		14" 50 mm
	BW 900/20L		14" 100 mm
	BW 900/42		14" 115 mm
	BW 1048		250 mm
	BW 1128BMX		150 mm
	BW 1370		300 g

	BW 1390		Ø 35 mm
	BW 1692/5		5 m
	BW 1719BMA...Q	■	200 mm
	BW 1719BMA...T	▲	200 mm
	BW 1719BMA...P	▮	200 mm
	BW 1719BMA...M	▷	200 mm
	BW 1719BMA...R	●	200 mm
	1771		18 mm
	1032		180 mm
	1036		175 mm
	BW 1082BM		160 mm
	BW 1150BM		180 mm
	BW 1166BM		160 mm
	1201E		3x75 - 3,5x100 - 4x125 - 5,5x150 - 6,5x150 - 8x200 - 10x200 mm
	1202E		PH0x60 - PH1x80 - PH2x100 - PH3x150 mm

BW 861/C61

	BW 861LP	0,5x3 (x2)-0,5x4(x2)-0,6x4,5(x2)-0,8x5(x2)-1,0x5,5(x2)-1,0x6(x2)-1,6x8(x2) mm
	BW 861PH	PH0(x2)-PH1(x7)-PH2(x7)-PH3(x2)
	BW 861PZ	PZ0(x2)-PZ1(x3)-PZ2(x3)-PZ3(x2)
	BW 861PE	1,5-2-2,5-3-4-4,5-5-5,5-6-8 mm
	BW 861TX	T9-T10-T15-T20-T25 T27-T30-T40
	BW 862M1	○ 1/4 - ● 1/4



Beta Utensili S.p.A. behoudt zich het recht voor om producten te verbeteren en aan te passen zonder voorafgaand bericht.

Beta
WORKER



Beta Utensili S.p.A.
via Volta, 18 - 20845 Sovico (MB)
tel +39 039 20771
www.beta-tools.com

