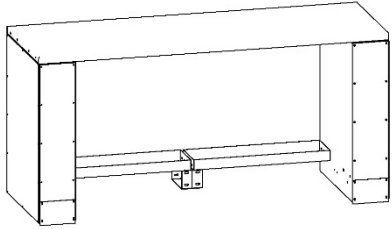
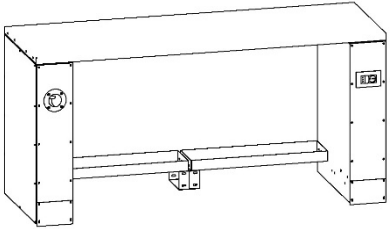
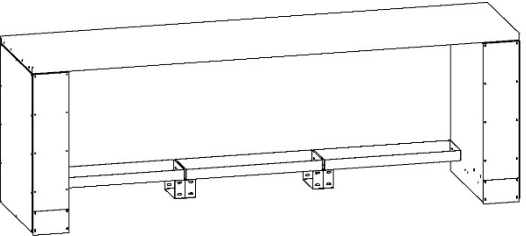
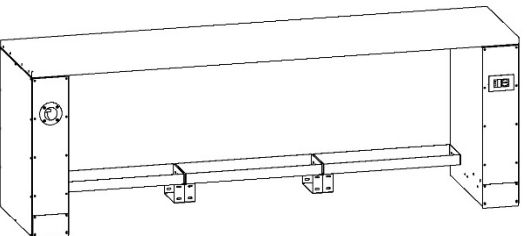
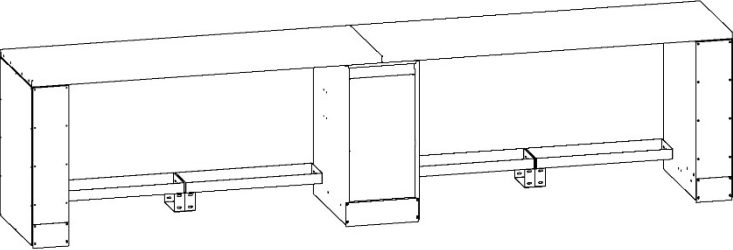
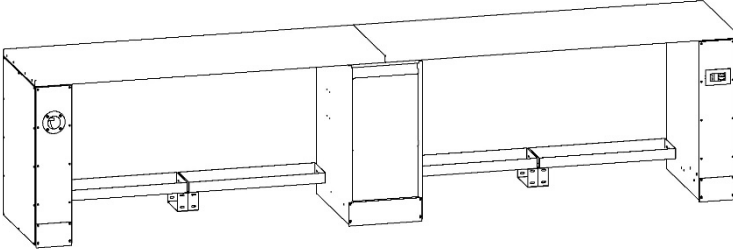


lunghezza piano
/ worktop length

C55B		2 m		C55PRO
C55B-D		2.8 m		C55PRO
C55B-D		4 m		C55PRO B-D

C55B

Composizione soluzione da 2 m / *Composition of 2 m solution*

Codice / Code	Descrizione / Description	Pz. / Pcs.
055000102	Piano lamiera banchi 2m / 2m Worktop	1
055000095	Vasca sostegno banchi / Rear support crossbeam	2
055000096	Gamba sostegno banchi / Plain leg	2

Composizione soluzione da 2,8 m / *Composition of 2,8 m solution*

Codice / Code	Descrizione / Description	Pz. / Pcs.
055000262	Piano lamiera banchi 2,8m / 2,8m Worktop	1
055000095	Vasca sostegno banchi / Rear support crossbeam	3
055000096	Gamba sostegno banchi / Plain leg	2

C55B-D

Composizione soluzione da 4 m / *Composition of 4 m solution*

Codice / Code	Descrizione / Description	Pz. / Pcs.
055000102	Piano lamiera banchi 2m / 2m Worktop	2
055000095	Vasca sostegno banchi / Rear support crossbeam	4
055000096	Gamba sostegno banchi / Plain leg	2
055000291	Gamba doppia sostegno banchi / Double central leg	1

C55PRO

Composizione soluzione da 2 m / *Composition of 2 m solution*

Codice / Code	Descrizione / Description	Pz. / Pcs.
055000102	Piano lamiera banchi 2m / 2m Worktop	1
055000095	Vasca sostegno banchi / Rear support crossbeam	2
055000097	Gamba sostegno banchi con prese elettriche / Plain leg with power sockets	1
055000099	Gamba sostegno banchi con arrotolatore / Plain leg with built-in air roller	1

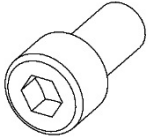
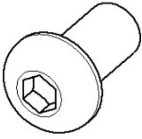
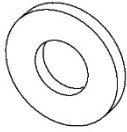
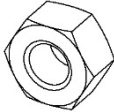
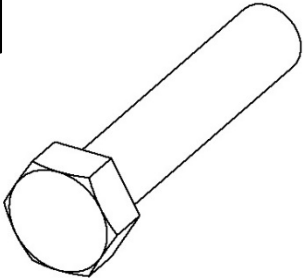
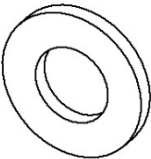
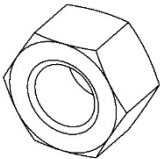
Composizione soluzione da 2,8 m / *Composition of 2,8 m solution*

Codice / Code	Descrizione / Description	Pz. / Pcs.
055000262	Piano lamiera banchi 2,8m / 2,8m Worktop	1
055000095	Vasca sostegno banchi / Rear support crossbeam	3
055000097	Gamba sostegno banchi con prese elettriche / Plain leg with power sockets	1
055000099	Gamba sostegno banchi con arrotolatore / Plain leg with built-in air roller	1

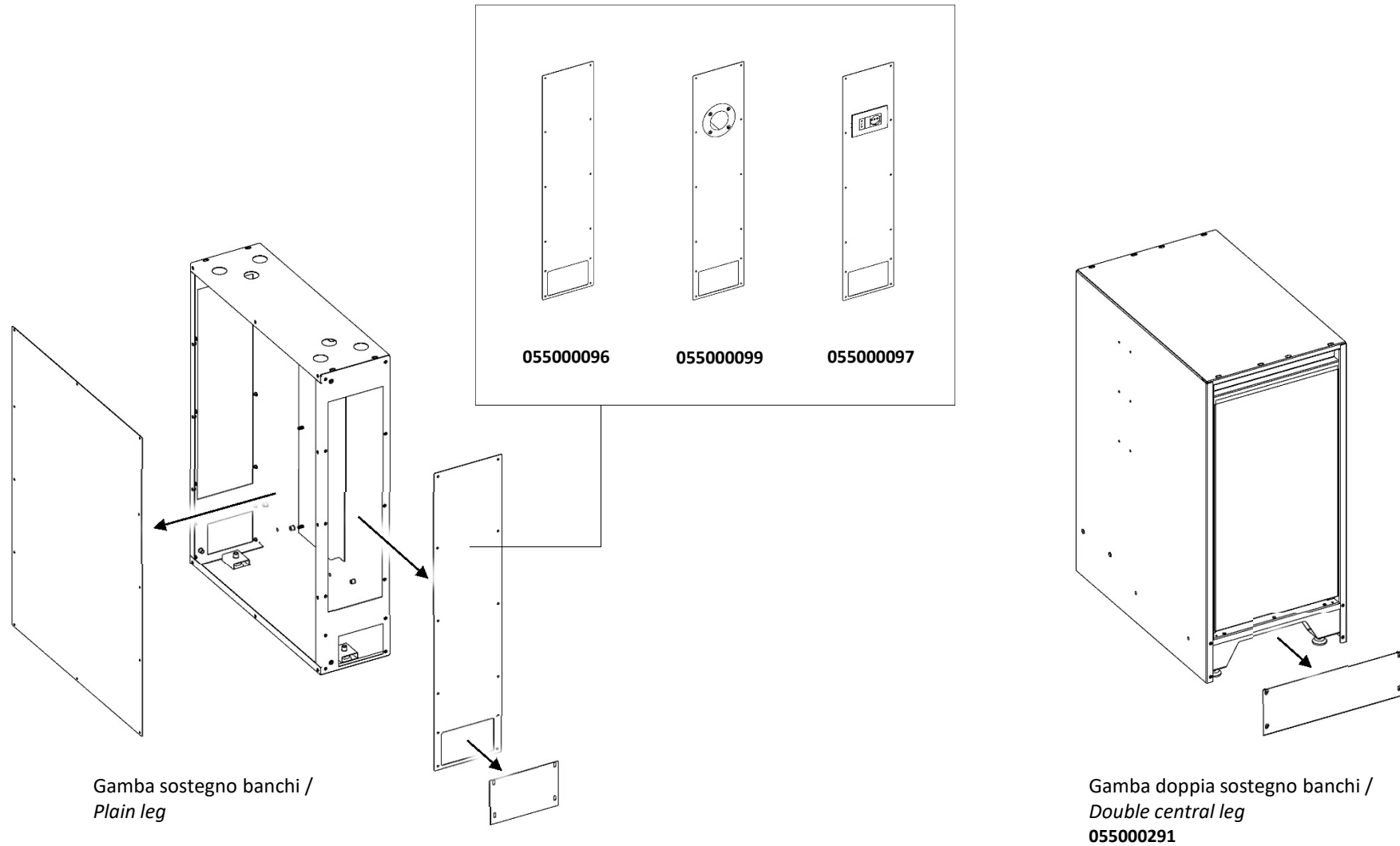
C55PRO B-D

Composizione soluzione da 4 m / *Composition of 4 m solution*

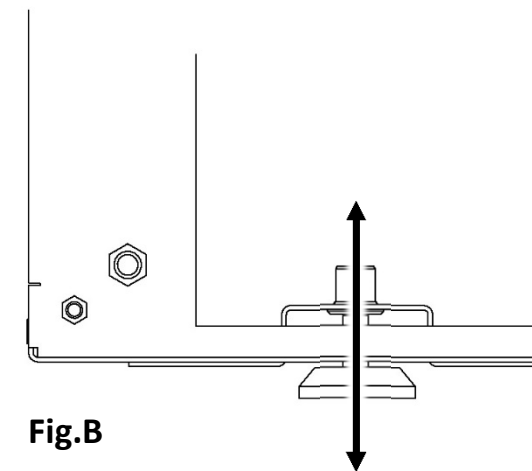
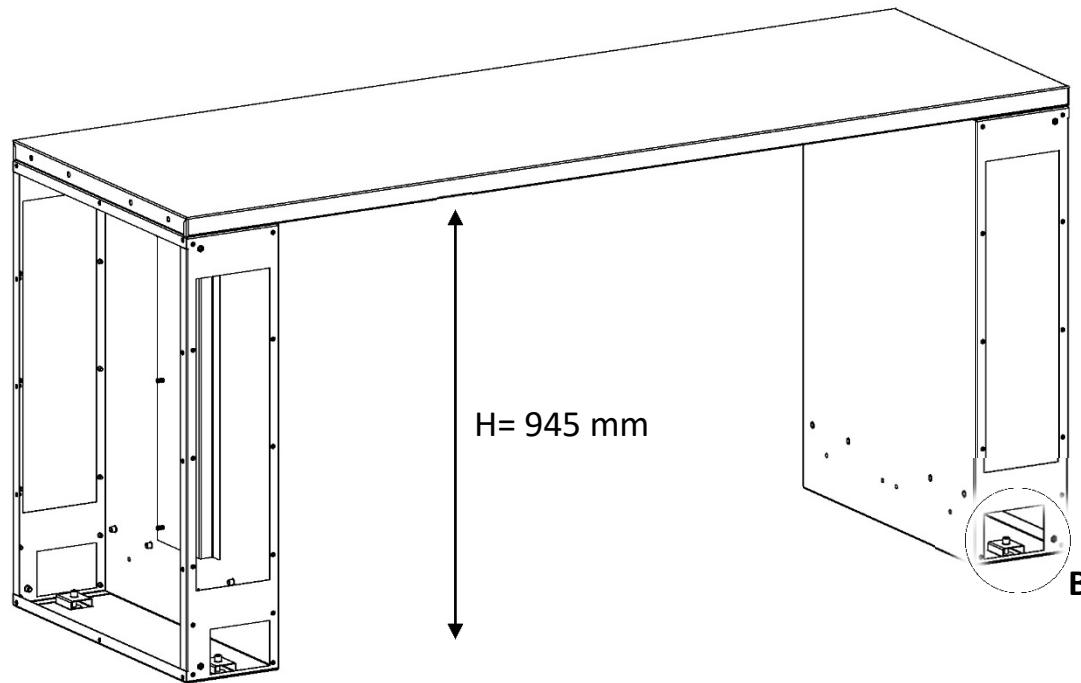
Codice / Code	Descrizione / Description	Pz. / Pcs.
055000102	Piano lamiera banchi 2m / 2m Worktop	2
055000095	Vasca sostegno banchi / Rear support crossbeam	4
055000097	Gamba sostegno banchi con prese elettriche / Plain leg with power sockets	1
055000099	Gamba sostegno banchi con arrotolatore / Plain leg with built-in air roller	1
055000291	Gamba doppia sostegno banchi / Double central leg	1

A 	B 	C 	D 
M8 x 16 screw	M8 x 15 screw	washer D.8	M8 nut
E 	F 	G 	
M12 x 60 screw	Washer D.12	M12 nut	

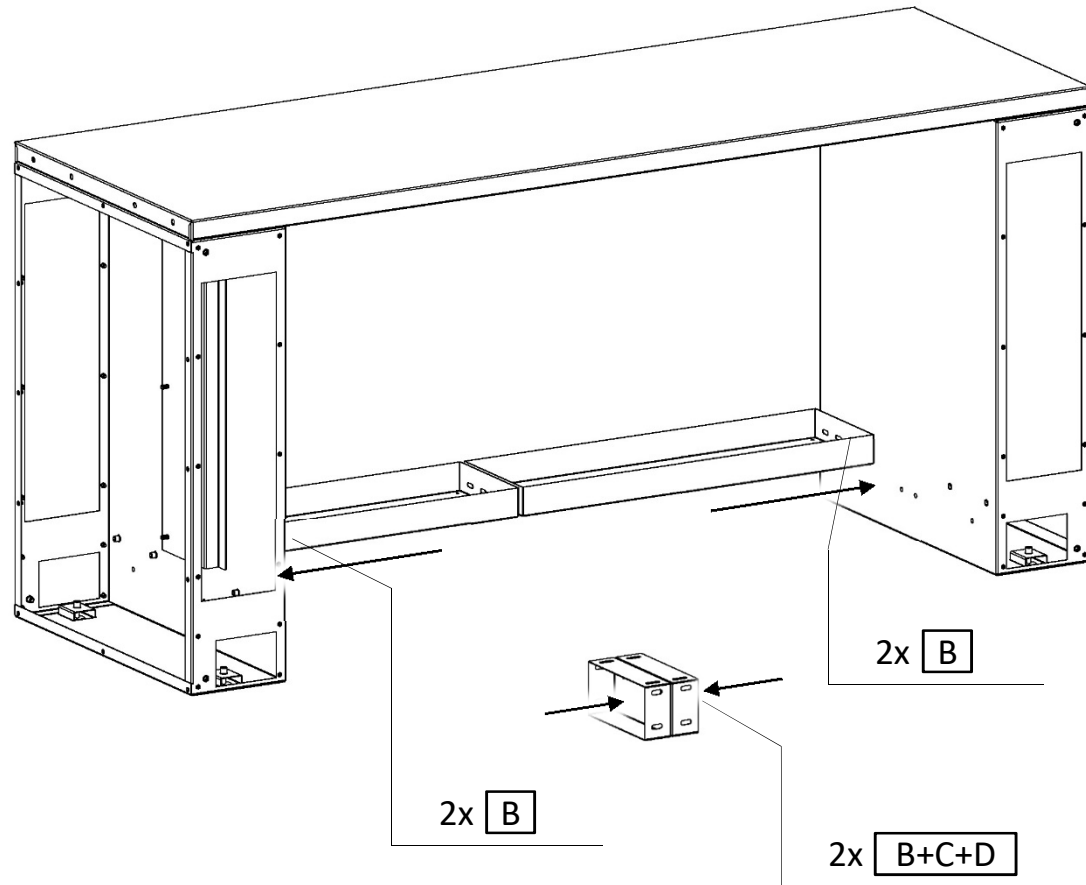
Parti commerciali presenti nelle composizioni, per il fissaggio degli elementi.
Commercial parts that you can find in the compositions, to fix the elements.



Per ciascuna gamba smontare preventivamente il pannello laterale, il pannello frontale e lo sportellino anteriore
For each leg remove the side cover, the front panel and the front window



Regolare i 4 piedini (Fig. B) in modo che l'altezza minima del banco da terra sia pari a 945 mm
Adjust the 4 adjustable feet (Fig. B) to level the structure at the minimum height of 945 mm from the floor



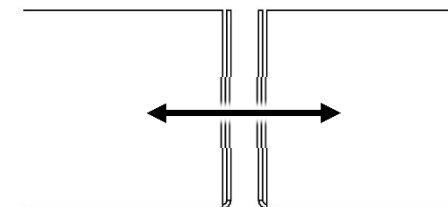
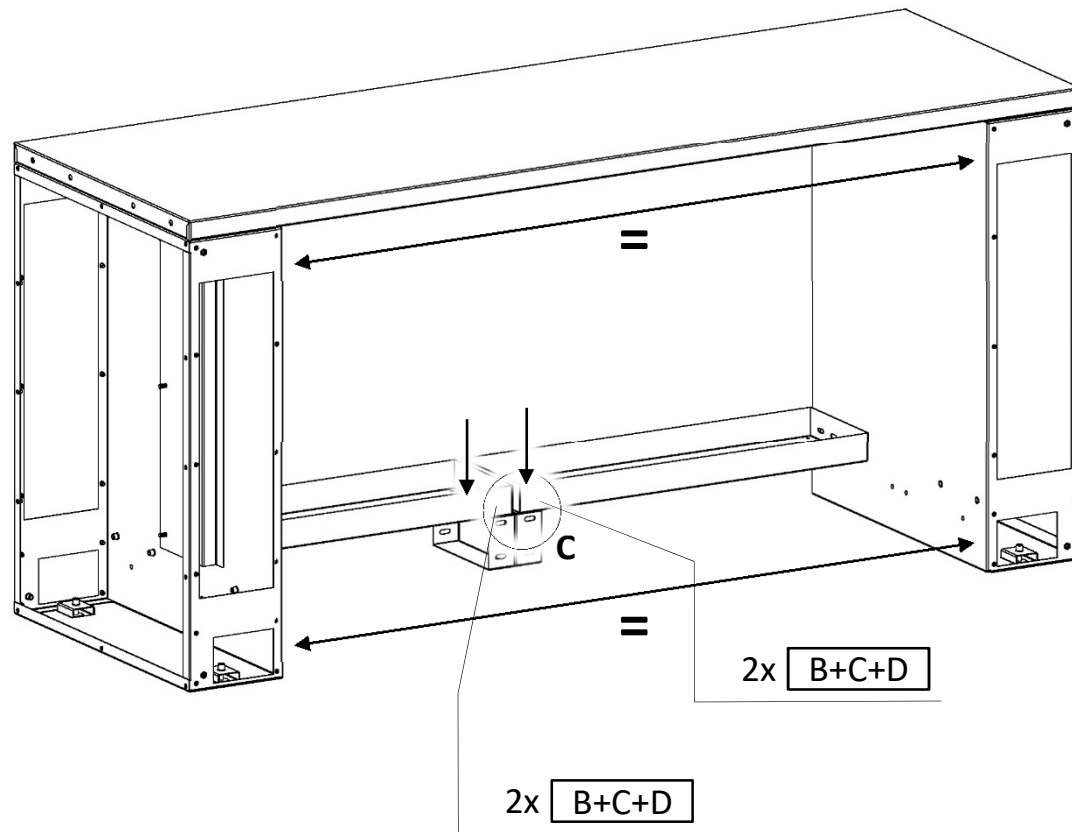


Fig.C

Regolare il gioco (Fig. C) in modo che la larghezza delle gambe sia la medesima su tutta l'altezza
Adjust the gap (Fig. C) to keep the same distance from the top to the base of the legs

