


1927B/K5
Reversible impact wrench, made from aluminium, supplied with 5 impact sockets, in case



 CE 
Features:

- "Pin Clutch" impulse device
- Rubber handle
- Reversible lever
- Three power adjustable screwing positions
- Exhaust through handle

 **3,5 kg**
 **350x305x86 mm**

Free speed	7,000 rpm
Max. torque	705 Nm
Bolt capacity	Cl 8.8 M22 ● 34 mm
Bolt capacity	Cl 12.9 M18 ● 27 mm
Air inlet	1/4" GAS
Working pressure	6.2 bar
Internal hose size (Ø)	10 mm
Mean air consumption	133 l/min
Weight	2.1 kg


 **720 15-17-19-21-22 mm**

	art.	"	 kg
019270122	1927B/K5	1/2	3,5