




1927

reversible impact wrench

CE 

- "Pin clutch" impulse device

| | |
|-----------------------------|----------------------------|
| Free speed | 8000 rpm |
| Max. torque | 450 Nm |
| Working pressure | 6,2 bars |
| Mean air consumption | 300 l/min |
| Ø internal hose size | 8 mm |
| Bolt capacity | Cl 8.8 M20 ● 30 mm |
| Bolt capacity | Cl 12.9 M16 ● 24 mm |

|  | art. | | " |  kg |
|---|------|-------------------------------|-----|--|
| 019270001 | 1927 | 1927-reversible impact wrench | 1/2 | 2,55 |

