


1928K4
assortment of one reversible impact wrench and four impact sockets, long series

 CE 




- "Pin Clutch" impulse device
- Reversible lever
- Three power adjustable positions
- Exhaust through handle
- Slip-proof handle

 410x330x106 mm

Free speed	4,000 rpm
Max. torque	1.493 Nm
Bolt capacity	Cl 8.8 M27●41 mm
Bolt capacity	Cl 12.9 M24●36 mm
Air inlet	3/8" GAS BSP
Working pressure	6.2 bar
Internal hose size (Ø)	10 mm
Mean air consumption	260 l/min
Impact wrench weight	5,2 kg
Kit weight	9,3 kg



© 1998, 2730-3330 mm

	art.			
			"	kg
019280104	1928K4	1928 K4-1928p + 4 impact sockets long	3/4	9,3