




1931CD6
reversible drill, made from composite material


- Extremely compact, designed for working in small areas
- Autochuck
- Reversible lever
- Exhaust through handle
- Silenced

Free speed	2,600 rpm
Chuck capacity	1÷6 mm
Power	0,23 kW
Spindle thread	3/8" - 24UNF
Air inlet	1/4" GAS
Working pressure	6,2 bar
Internal hose size (Ø)	8 mm
Mean air consumption	130 l/min
Weight	0,6 kg

	art.			
019310006	1931CD6	1931 CD6-6mm reversible drill	0,6	

