





3984/3

Chave extratora de catraca Shimano, cassete com pino guia, niquelada

12"

	Art.	∅ mm	L mm	L1 mm	L2 mm	• mm	
039840030	3984/3	23,5	65	25	10	24	74



**Escaneie o código QR para acessar a aba web**  
Especificações, mídia e documentação em um clique.

