

- Professional model, complies with EN13157 standard, easy to install and use.
- Designed to lift, pull and secure heavy loads quickly and safely.
- Can be connected to a fixed point or mobile devices for lifting operations.
- Can be used in any position for tensioning and anchoring operations.
- Automatic brake with double pawl system for optimized safety.
- Roller bearings for increased smoothness and durability.
- Swivel hook with safety latch.
- Safety factor: 4.

- WLL: working load limit

TECHNICAL DATA

safety factor: 4

identification tag

AVAILABLE CERTIFICATES




Manufacturer's Certificate

CE Declaration of Conformity

Test Report UNI EN10204 type 2.2

Technical Product Specifications



	art.	WLL t	 L m	H mm	sforzo / effort kg	 kg	N° tiri/ N° falls
081460008	8146 0,75	0,75	1,5	320	21*	6,5	1
081460015	8146 1,5	1,5	1,5	380	41*	11	1
081460030	8146 3,0	3,0	1,5	480	41	18,5	1
081460060	8146 6,0	6,0	1,5	600	46	27,5	2
081460108	8146MT3 0,75	0,75	3,0	320	21*	6,5	1
081460115	8146MT3 1,5	1,5	3,0	380	41*	11	1
081460130	8146MT3 3,0	3,0	3,0	480	41	18,5	1
081460160	8146MT3 6,0	6,0	3,0	600	46	27,5	2