




**910AS/SN**
**Douille 12 pans à cardan**


\* SAE AS 954E

		art.		Ø mm	L mm	Ø1 mm	A mm	g
*	009100260	910AS-SN 3/8	3/8	14,0	48,0	19	8,0	58
*	009100261	910AS-SN 7/16	7/16	15,8	51,0	19	9,8	61
*	009100262	910AS-SN 1/2	1/2	18,3	51,0	19	11,3	64
*	009100263	910AS-SN 9/16	9/16	19,5	51,0	19	11,3	62
*	009100264	910AS-SN 5/8	5/8	22,0	53,5	19	12,8	72
	009100265	910AS-SN 11/16	11/16	24,5	54,5	19	13,8	76
	009100266	910AS-SN 3/4	3/4	25,8	56,5	19	15,8	83

