









## 923E/C25



 285x210x84 mm -  kg 3,9

	art.	
009231025	923E/C25	C920A:  8-9-10-11-12-13-14-15-16-17-18-19-20-21-22-23-24-27-30-32 mm 920E/55  C920/25  C920/21:  125 mm C920/22:  250 mm C910/16F:  3/8" -  1/2"



	C920A		8-9-10-11-12-13-14-15-16-17-18-19-20-21-22-23-24-27-30-32 mm
	920E/55		
	C920/25		
	C920/21		125 mm
	C920/22		250 mm
	C910/16F		 3/8" -  1/2"

- n. 20 **C920A:** 8-9-10-11-12-13-14-15-16-17-18-19-20-21-22-23-24-27-30-32 mm
- n. 1 **920E/55:**
- n. 1 **C920/25:**
- n. 1 **C920/21:**
- n. 1 **C920/22:**
- n. 1 **C910/16F:**