




935
chave tubular sextavada
UNI 6746 DIN 896

	art.	 mm	L mm	\emptyset mm	$\emptyset 1$ mm	A mm	 g
009350105	935 6X7	6x7	100	9,0	10,0	8,5	27
009350111	935 8X9	8x9	110	10,0	11,0	9,5	30
009350115	935 10X11	10x11	120	14,0	15,0	10,5	63
009350117	935 12X13	12x13	130	16,5	17,5	12,5	96
009350126	935 14X15	14x15	140	19,0	20,0	14,5	132
009350128	935 16X17	16x17	150	21,0	22,0	15,5	155
009350131	935 18X19	18x19	160	23,0	24,0	16,5	187
009350138	935 20X22	20x22	170	26,0	28,0	19,0	275
009350141	935 21X23	21x23	180	27,0	29,0	21,0	310
009350144	935 24X26	24x26	190	30,0	32,0	23,0	365
009350150	935 25X28	25x28	200	31,0	34,0	25,0	410
009350153	935 27X29	27x29	210	34,0	36,0	26,0	540
009350156	935 30X32	30x32	220	37,0	39,0	28,0	610

