





**956C**
**1/2" square drive spark plug sockets chrome-plated, hexagon ends**

**ISO 11168**

- Thin, sturdy walls, giving access to confined spaces.
- A retaining spring in inlet grips on spark plug hexagon.
- A rubber insert protects spark plug ceramic.

	art.	 mm - "	D mm	L mm	 g
<b>009560008</b>	956C 14	14 9/16	18,8	70	95
<b>009560010</b>	956C 16	16 5/8	21,4	70	105
<b>009560011</b>	956C 17,8	17,8 11/16	23,6	70	140
<b>009560012</b>	956C 20,8	20,8 13/16	27,0	70	160

