


BW 2054E-100

Walizka z zestawem narzędzi do użytku uniwersalnego, 100 elementów










































14"

- Piankowy wkład profilowany
- Wymowany panel na narzędzia

400x300x140 mm

			art.
		020546001	BW 2054E-100



		WZROSTKI	
	PH0x60	PH1x80	PH2x100
	PH0x60	PH1x80	PH2x100
	PH0x60	PH1x80	PH2x100
	PH0x60	PH1x80	PH2x100
	PH0x60	PH1x80	PH2x100
	PH0x60	PH1x80	PH2x100
	PH0x60	PH1x80	PH2x100
	PH0x60	PH1x80	PH2x100
	PH0x60	PH1x80	PH2x100
	PH0x60	PH1x80	PH2x100
	PH0x60	PH1x80	PH2x100
	PH0x60	PH1x80	PH2x100
	PH0x60	PH1x80	PH2x100
	PH0x60	PH1x80	PH2x100
	PH0x60	PH1x80	PH2x100
	PH0x60	PH1x80	PH2x100
	PH0x60	PH1x80	PH2x100
	PH0x60	PH1x80	PH2x100
	PH0x60	PH1x80	PH2x100
	PH0x60	PH1x80	PH2x100
	PH0x60	PH1x80	PH2x100
	PH0x60	PH1x80	PH2x100
	PH0x60	PH1x80	PH2x100
	PH0x60	PH1x80	PH2x100
	PH0x60	PH1x80	PH2x100
	PH0x60	PH1x80	PH2x100
	PH0x60	PH1x80	PH2x100
	PH0x60	PH1x80	PH2x100
	PH0x60	PH1x80	PH2x100
	PH0x60	PH1x80	PH2x100
	PH0x60	PH1x80	PH2x100
	PH0x60	PH1x80	PH2x100
	PH0x60	PH1x80	PH2x100
	PH0x60	PH1x80	PH2x100
	PH0x60	PH1x80	PH2x100
	PH0x60	PH1x80	PH2x100
	PH0x60	PH1x80	PH2x100
	PH0x60	PH1x80	PH2x100
	PH0x60	PH1x80	PH2x100
	PH0x60	PH1x80	PH2x100
	PH0x60	PH1x80	PH2x100

- n. 13 **BW 42:** 6-7-8-9-10-11-12-13-14-15-16-17-19 mm
- n. 9 **BW 96/SC9:** ○ 1,5-2-2,5-3-4-5-6-8-10 mm
- n. 1 **BW 1048:** 250 mm
- n. 1 **BW 1082BM:** † 160 mm
- n. 1 **BW 1150BM:** = 180 mm
- n. 1 **BW 1166BM:** ● 160 mm
- n. 3 **1201E:** ● 3x75 - 5,5x100 - 6,5x150 mm
- n. 3 **1202E:** ⊕ PH0x60 - PH1x80 - PH2x100 mm
- n. 1 **BW 1692/3:** 3 m
- n. 31 **BW 860EA/31:** ■ ⊕ ⊙ ⊕ ⊕ ⊕
- n. 1 **BW 895/1:**
- n. 13 **BW 900:** ○ 4-4,5-5-5,5-6-7-8-9-10-11-12-13-14 mm
- n. 1 **BW 900/20L:** 100 mm
- n. 1 **BW 900/25:**
- n. 1 **BW 900/30:**
- n. 1 **BW 900/42:** 110 mm
- n. 1 **BW 900/55:** ⊕
- n. 1 **BW 1370 300:** 300 g
- n. 1 **BW 1253:** ● 3,5x100 mm
- n. 1 **BW 1770A:** 9 mm
- n. 1 **BW 882P/80:**
- n. 1 **BW 1725CR:** 150 mm
- n. 1 **BW 1778SCL:** 190 mm
- n. 10 **BW 1770RL:** 10x
- n. 1 **BW 900/20:** 50 mm