





C56W

Workbench with wood top

- Multi-ply wood worktop with holes for a vice (1599F/125 - 1599GI/125, to be ordered separately).
- Steel frame with 6 supporting legs
- Static load capacity: 1,200 kg
- Matches panel tool holder C57P; cannot be fixed to worktop.
- Two drawers with locks.
- Can be fixed to floor.

 86 kg

	art.		
056000251	C56W-O		Orange
056000252	C56W-G		Grey
056000253	C56W-R		Red

