




RSC50 E
Workshop equipment combination RSC50

Combination comprising:

- 1 2.240-mm-long worktop (RSC50 PG/3-2,2MT)
- 1 fixed service module with 2 drawers (RSC50 MS-2C)
- 1 fixed module with 7 drawers (RSC50 M7)
- 1 fixed two-door module (RSC50 MA)
- 3 wall-mounted cabinets (RSC50 PM)
- 3 upper perforated tool panels (RSC50 PFS)
- 3 lower perforated tool panels (RSC50 PFI)
- 3 pairs of right/left uprights (RSC50 P/2MDX-SX)

 266 kg



		art.
	050001025	RSC50 E